



XIX CONGRESS  
OF THE EUROPEAN ASSOCIATION  
FOR CRANIO MAXILLO FACIAL SURGERY

SEPTEMBER 9<sup>th</sup> - 12<sup>th</sup>, 2008 BOLOGNA - ITALY

The XIX Congress of the European Association for Cranio Maxillo Facial Surgery  
is dedicated to the memory of Dr. PAUL L. TESSIER  
1917 – 2008

The EACMFS recognizes with gratitude

**PAUL L. TESSIER**  
**Father of Craniofacial Surgery**

*Whose fearless approach and innovative techniques have forever changed the world  
of craniofacial surgery, and whose contributions to our field will live on  
through students, patients, and surgeons worldwide, in perpetuity*

Luigi Clauser, President EACMFS

Ferrara, Italy




*Sotto l'alto patronato del Presidente della Repubblica*

*Con il patrocinio del Ministero del Lavoro, della Salute e delle Politiche Sociali*



ALMA MATER STUDIORUM  
UNIVERSITÀ DI BOLOGNA



**SERVIZIO SANITARIO REGIONALE  
EMILIA-ROMAGNA**  
Azienda Ospedaliero - Universitaria di Ferrara



## HONORARY PRESIDENT

*Camillo Curioni*

## PRESIDENT

*Luigi Clauser*

## ORGANIZING COMMITTEE

Manlio Galie  
Stefano Mandrioli  
Riccardo Tieghi  
Stefano A. Denes  
Francesco Carinci  
Luigi Chiarini  
Roberto Cocchi  
Ugo Consolo  
Giorgio Iannetti  
Claudio Marchetti  
Enrico Sesenna

## SCIENTIFIC COMMITTEE

### President

*Sid Berrone* – Italy

### Members

*Alfred Gustaaf Becking* – The Netherlands  
*Federico Biglioli* – Italy  
*Antonino Briganti* – Italy  
*Umberto Buono* – Italy  
*Luigi Colombo* – Italy  
*Maria Giulia Cristofaro* – Italy  
*Maria Teresa Fadda* – Italy  
*Silvano Ferrari* – Italy  
*Mutaz Habal* – USA  
*Johannes Hachleitner* – Austria  
*Winfried Kretschmer* – Germany  
*Javier Gonzalez Lagunas* – Spain

*Giuseppe Michele Mangone* – Italy  
*Paola Mastellone* – Italy  
*Christophe Meyer* – France  
*Grigore D. Mihalache* – Romania  
*Aleksandar Milenović* – Croatia  
*Antonio M. Miotti* – Italy  
*Joachim A. Obwegeser* – Switzerland  
*Pasquale Piombino* – Italy  
*Cassio Eduardo Raposo Do Amaral* – Brasil  
*Judith Louisa Schmid* – Germany  
*Sylvie Testelin* – France  
*Paolo Toscano* – Italy  
*Boyan Vladimirov* – Bulgaria

## GENERAL SECRETARY

Manlio Galie  
Unit of Cranio-Maxillo-Facial Surgery  
“St. Anna” Hospital and University  
Corso Giovecca 203  
44100 Ferrara, Italy  
Phone: +39 0532 237706 - 236726  
Fax: +39 0532 236989 - 236725  
E-mail: [manlio.galie@unife.it](mailto:manlio.galie@unife.it)  
[www.unife.it/cmf](http://www.unife.it/cmf)

## ASSOCIATION SECRETARIAT

EACMFS Secretariat  
Mrs. Jill McFarland  
PO Box 85  
Midhurst West Sussex  
GU29 9WS UK  
Phone: +44 (0) 1730 810951  
Fax: +44 (0) 1730 812042  
E-mail: [secretariat@eacmfs.org](mailto:secretariat@eacmfs.org)  
[www.eurofaces.com](http://www.eurofaces.com)

## ORGANIZING SECRETARIAT

Bologna Congressi S.p.A.  
Piazza della Costituzione, 4  
40128 Bologna, Italy  
Phone: +39 051 6375111  
Fax: +39 051 6375170  
E-mail: [info@bolognacongressi.it](mailto:info@bolognacongressi.it)  
[www.bolognacongressi.it](http://www.bolognacongressi.it)  
Contacts:  
Mrs. Mila Rossi, Mrs. Claudia Servi  
E-mail: [secretariat@eacmfs2008.com](mailto:secretariat@eacmfs2008.com)

## CONGRESS VENUE

Palazzo della Cultura e dei Congressi  
Piazza della Costituzione, 4  
40128 Bologna, Italy  
[www.bolognacongressi.it](http://www.bolognacongressi.it)

## CONGRESS WEBSITE

[www.eacmfs2008.com](http://www.eacmfs2008.com)

## EBOMFS Assessment 2008

Secretary General  
Risto Kontio  
Bologna, Italy  
E-mail: [risto.kontio@medius.fi](mailto:risto.kontio@medius.fi)  
[www.ebomfs.eu](http://www.ebomfs.eu)



# Anatomical *Fitting* Plate

A new dimension  
in osteosynthesis



Anatomically contoured surface  
On-site fitting  
For a fast and precise setting

*Anatomico  
Adattabile sul posto  
Per una posa rapida e precisa*

**DXOMIA**  
Systems  
Orthodontic Mini Implants Anchor



*Beautiful smile  
Solution*

Easy and safe setting  
Efficient anchorage  
Optimal transmission of the  
strengths applied

*Posa facile e sicura  
Ancoraggio efficiente  
Trasmissione ottimale delle  
forze applicate*

# DELTEX

© 2008 Deltex



Tour Montparnasse - 33 avenue du Maine - 75755 PARIS cedex 15  
Tel. : +33 (0) 1 45 10 20 60 - Fax : +33 (0) 1 45 10 20 62  
e-mail : [contact@deltex.fr](mailto:contact@deltex.fr) - site internet : [www.deltex.fr](http://www.deltex.fr)



0499  
40 000 0000



# TABLE OF CONTENTS

Welcome to Bologna and to Italy	6	Sponsors	56
Message from the President	8	Exhibitors	58
EACMFS Executive Committee	9	Social Programme	68
EACMFS Councillors	10	Abstract Submission	71
Official Meetings Timetable	12	Congress Venue...	72
Guest Societies	16	How to Reach the Congress Venue	74
Programme Overview	20	Registration Information and Fees	76
Pre-congress Course	26	Hotel Information	78
Trainees Meeting	30	Sightseeing Tours	79
Masterclasses	32	EBOMFS Announcement	88
Scientific Programme	34	Nursing Satellite Symposium	91
Programme Highlights	48	General Information	92
Faculty	50	Congress Information	94



# WELCOME TO BOLOGNA...

A trip to Italy is always a discovery. More than half of the world's art heritage is located in this country (UNESCO); there are a huge number of treasures ready to be admired in all their splendour. The choice is very wide. One can find the best masterpieces for each historical period and each art style. The works of art that Italy boasts

date back to different epochs and yet are geographically very close. On the same day and in the same city one can easily visit a Roman archaeological site, a baroque church and a modern art museum. Evidence of the past and its rich history can be found everywhere

Bologna is located in the North-East Italy and is one of the major business centres. It is a city of art, tradition and culture being the home of the world's oldest University "Alma Mater Studiorum" founded in 1088, and well known for its towers, at one stage boasting around 300 and its porticos, with some 40 kilometres of covered walkways. The old city centre, with a very special urban fabric, priceless architecture and artistic heritage, has been classified as the largest in the world.

Bologna is strategically located being a natural crossroads for the European motorways and railways and with daily domestic, international and intercontinental





## ...AND TO ITALY

flights linking it to major cities in Italy, Europe and the rest of the world. The airport is 7 kilometres from the city centre and an excellent integrated transport network ensures swift easy access to anywhere. Moreover, it is only at short distance from famous artistic cities such as Ferrara, Ravenna, Parma, Verona, Venice, Florence and Rome

Ferrara, an ancient city lying on the Po river valley, shows the tourists the magical atmosphere of its past with its red brick walls and the tree-lined avenues.

It was an important intellectual and artistic centre and then one of the most opulent courts of the Renaissance. From 1995 UNESCO



has included the historical centre of Ferrara in the list of World Cultural Heritage as a splendid example of a town planned in the Renaissance and still keeping its historical centre intact

One of the oldest Italian and European Universities is in Ferrara





## MESSAGE FROM THE PRESIDENT



*Dear Colleagues and Friends,*

*I'm very pleased to invite you to the XIX Congress of the European Association for*

*Cranio-Maxillo-Facial Surgery which will be held in Bologna, Italy, September 9<sup>th</sup>-12<sup>th</sup>, 2008. I would also like to remind you that the EACMFS Congress comes back to Italy exactly 30 years after the IV organized by Professor Curioni in Venice, 1978. The Congress venue Bologna is about 30 minutes from Ferrara*

*I would personally like to thank the city for kindly hosting this event. Bologna is easily reached from every part of Europe as well as from other Continents worldwide. The*

*Scientific Organizing Committee will be drawn from the Unit of Cranio-Maxillo-Facial Surgery of the Hospital and University of Ferrara in collaboration with other Italian and European Units*

*Could I remind you that Ferrara became an intellectual and artistic centre that attracted the greatest minds of the Italian Renaissance in the 15<sup>th</sup> and 16<sup>th</sup> centuries. Its University is one of the oldest in Europe having been founded in 1391*

*The names of those who worked in or for Ferrara include the painters Jacopo and Giovanni Bellini, Tiziano, Cosmè Tura, Dosso Dossi; the poets Tasso, Boiardo, Ariosto; important scientists like Falloppio, Paracelsus and Copernicus, who earned one of their degrees here, as well as the humanist and philosopher Pico della Mirandola*

*The Congress will offer an interesting and*

*varied scientific programme, giving at the same time the opportunity to exchange experiences and opinions*

*I also hope that each of us will benefit from both the educational and social events, meeting old friends and making new international connections*

*I look forward to welcoming you to Bologna and trust your stay in Italy will be rewarding*

*Sincerely yours,*

*Prof. Luigi Clauser, M.D., D.M.D.  
President of the XIX EACMFS Congress  
President EACMFS 2006 –2008  
Ferrara, Italy*



# EACMFS EXECUTIVE COMMITTEE

## President

Luigi Clauser, Italy

## Secretary General

John Lowry, UK

## Association Secretariat

EACMFS Secretariat  
Midhurst West Sussex  
GU29 9WS UK  
Phone: +44 (0) 1730 810951  
Fax: +44 (0) 1730 812042  
E-mail: [secretariat@eacmfs.org](mailto:secretariat@eacmfs.org)  
[www.eurofaces.com](http://www.eurofaces.com)

## Immediate Past President

Guillermo Raspall, Spain

## Assistant Secretary

Henri Thuau, UK

## Senior President Elect

Maurice Mommaerts, Belgium

## Education & Training Officer

Julio Acero, Spain

## President Elect

Miso Virag, Croatia

## Media Development Officer

Hans-Peter Howaldt, Germany

## Treasurer

Klaus Grätz, Switzerland

## Executive Support-Secretariat Administrator

Mrs. Jill McFarland, UK

## Editor in Chief

Joerg Wiltfang, Germany



# EACMFS COUNCILLORS

Albania	<i>Ramazan Isufi</i>	Latvia	<i>Ilze Akota</i>
Armenia	<i>Gregor Khachatryan</i>	Lithuania	<i>Stasys Bojarskas</i>
Austria	<i>Gert Santler (Acting Councillor)</i>	Macedonia	<i>Alberto Benedetti</i>
Belarus	<i>Irina Pohodenko-Chudakova</i>	Moldova	<i>Dumitri Scerbatiuc</i>
Belgium	<i>Maurice Mommaerts</i>	Netherlands	<i>Stefaan Bergé</i>
Bosnia & Herzegovina	<i>Redzep Dizdarevic</i>	Norway	<i>Stein Tveten</i>
Bulgaria	<i>Vassil Svechtarov</i>	Poland	<i>Hubert Wanyura</i>
Croatia	<i>Dinko Leovic</i>	Portugal	<i>Joao Marcelino</i>
Cyprus	<i>Georgios Pantelas</i>	Romania	<i>Alexandru Bucur</i>
Czech Republic	<i>Daniel Hrusak</i>	Russia	<i>Svetlana Tarasenko</i>
Denmark	<i>Morten Schiødt</i>	Serbia	<i>Vitomir Konstantinovic (Acting Councillor)</i>
Estonia	<i>Marianne Soots</i>	Slovakia	<i>Daniela Novotnakova</i>
Finland	<i>Anna-Lisa Söderholm</i>	Slovenia	<i>Andrej Kansky</i>
France	<i>Cyrille Chossegros</i>	Spain	<i>Miguel Burguño Garcia</i>
Germany	<i>Klaus Wolff</i>	Sweden	<i>Ulf Blomback</i>
Greece	<i>Constantinos Alexandridis</i>	Switzerland	<i>Hans Florian Zeilhofer</i>
Hungary	<i>Sandor Bogdan</i>	Turkey	<i>Ergun Yucel</i>
Israel	<i>Micha Peled</i>	UK	<i>Ian Martin</i>
Italy	<i>Giorgio Iannetti</i>	Ukraine	<i>Vladislav Malunchuk</i>
Kosova	<i>Osman Sejfiija (Acting Councillor)</i>	Trainee Representative	<i>Mario Pagnoni</i>



A close-up, high-resolution photograph of a woman's face, focusing on her eyes and smile. She has light blue eyes and is smiling broadly, showing her teeth. The lighting is warm and soft, highlighting her skin texture.

# Combining Strengths To Bring Smiles To Your Patients

Oral and Maxillofacial surgeons face complex challenges. To meet those challenges, Biomet offers an entire range of solutions for TMJ and oral-reconstruction procedures. Our products provide the latest, most advanced answers to all your needs, from dental implants to plate fixation.

**BIOMET**<sup>®</sup>  
MICROFIXATION  
Anticipate. Innovate.<sup>™</sup>

**BIOMET 3i**<sup>™</sup>  
Better For Your Patients.  
Better For Your Practice.<sup>®</sup>

Better For Your Patients, Better For Your Practice is a registered trademarks of BIOMET 3i LLC. BIOMET 3i and design are trademarks and BIOMET is a registered trademark of BIOMET, Inc. © 2008 BIOMET 3i LLC. All rights reserved.



# OFFICIAL MEETINGS TIMETABLE

DAY	TIME	ORGANISATION	PLACE	ROOM	MEETING
SUNDAY 7 <sup>th</sup>	4.00 - 6.00	EBOMFS	Unaway Hotel Bologna Fiera	tbc	Jury Meeting
	8.30	EBOMFS	Unaway Hotel Bologna Fiera	Restaurant	Dinner for committee members and invited guests
	9.00 - 6.00	EACMFS	Royal Hotel Carlton	Sala Urano	EACMFS Executive Committee Meeting
	8.00	EACMFS	Royal Hotel Carlton	Restaurant	EACMFS Executive Dinner
MONDAY 8 <sup>th</sup>	8.00 - 11.00	EBOMFS	Palazzo Congressi	Multifunctional room N.° 1	MCQ
	10.00 - 7.00	EBOMFS	Palazzo Congressi	First floor Multifunctional Area	Examination room N. 1
	10.00 - 7.00	EBOMFS	Palazzo Congressi	First floor Multifunctional Area	Examination room N. 2
	10.00 - 7.00	EBOMFS	Palazzo Congressi	First floor Multifunctional Area	Examination room N. 3
	10.00 - 7.00	EBOMFS	Palazzo Congressi	First floor Multifunctional Area	Examination room N. 4
	10.00 - 7.00	EBOMFS	Palazzo Congressi	First floor Multifunctional Area	Examination room N. 5
	10.00 - 7.00	EBOMFS	Palazzo Congressi	First floor Multifunctional Area	Examination room N. 6
	8.00 - 7.00	EBOMFS	Palazzo Congressi	Sala Gialla	Secr. Office for registration, evaluation, meetings, refreshment for examiners



# OFFICIAL MEETINGS TIMETABLE

DAY	TIME	ORGANISATION	PLACE	ROOM	MEETING
MONDAY 8 <sup>th</sup>	8.00 - 11.00	EACMFS	Palazzo Congressi	First floor Multifunctional Area	EACMFS Executive Committee Meeting
	2.30 - 5.30	EACMFS	Palazzo Congressi	Room N. 2 (first floor conference centre)	EACMFS Executive & Council Meeting
	7.00	EACMFS	Royal Hotel Carlton	Reserved area	EACMFS Executive & Council Cocktail
TUESDAY 9 <sup>th</sup>	8.00 - 7.00	EBOMFS	Palazzo Congressi	First floor Multifunctional Area	Examination room N. 1
	8.00 - 7.00	EBOMFS	Palazzo Congressi	First floor Multifunctional Area	Examination room N. 2
	8.00 - 7.00	EBOMFS	Palazzo Congressi	First floor Multifunctional Area	Examination room N. 3
	8.00 - 7.00	EBOMFS	Palazzo Congressi	First floor Multifunctional Area	Examination room N. 4
	8.00 - 7.00	EBOMFS	Palazzo Congressi	First floor Multifunctional Area	Examination room N. 5
	8.00 - 7.00	EBOMFS	Palazzo Congressi	First floor Multifunctional Area	Examination room N. 6
	8.00 - 7.00	EBOMFS	Palazzo Congressi	Sala Gialla	Secr. Office for registration, evaluation, meetings, refreshment for examiners
	1.00 - 8.00	EBOMFS	Palazzo Congressi	Multifunctional room N.° 1	Jury meeting and Award Ceremony
	8.00 - 3.00	IAOMS	Royal Hotel Carlton	Sala Urano	IAOMS Meeting



# OFFICIAL MEETINGS TIMETABLE

DAY	TIME	ORGANISATION	PLACE	ROOM	MEETING
WEDNESDAY 10 <sup>th</sup>	7.00 - 8.00	IAOMS/EACMFS	Royal Hotel Carlton	Sala Urano	Joint Meeting
	8.00 - 12.30	IAOMS	Royal Hotel Carlton	Sala Urano	Board Meeting
	1.00 - 3.00	EACMFS	Palazzo Congressi	Multifunctional Room N.° 1	EACMFS Editorial Board Lunch Meeting
	1.00 - 2.00	GUEST SOCIETIES	Reserved Area in the Palazzo Congressi	Sala Gialla	President´s Inch
	6.15 - 8.00	SICMF	Palazzo Congressi	Multifunctional room n.° 1	Executive Meeting
THURSDAY 11 <sup>th</sup>	8.30 - 9.30	EACMFS	Palazzo Congressi	First floor Multifunctional Area	EACMFS Executive Committee Meeting
	10.00 - 11.00	EACMFS	Palazzo Congressi	Multifunctional Room N.° 1	EACMFS Executive & Council Meeting
	1.00 - 2.30	EACMFS	Palazzo Congressi	First floor Multifunctional Area	EACMFS College of Post-Graduate Education
	2.30 - 3.00	EACMFS	Palazzo Congressi	First floor Multifunctional Area	EACMFS Prize Award Committee Meeting
FRIDAY 12 <sup>th</sup>	5.15 - 5.45	EACMFS	Palazzo Congressi	First floor Multifunctional Area	EACMFS Executive Committee Meeting
	5.45 - 6.15	EACMFS	Palazzo Congressi	Multifunctional Room N.° 1	EACMFS Executive & Council Meeting



# When selecting medical equipment...

## ... It's a matter of quality, rather than quantity



**STORZ**  
KARL STORZ — ENDOSKOPE

THE DIAMOND STANDARD

KS-23/D/08/06/A

KARL STORZ GmbH & Co. KG, Mittelstraße 8, D-78532 Tuttlingen/Germany, Phone: +49 (0)7461 708-0, Fax: +49 (0)7461 708-105, E-Mail: [info@karlstorz.de](mailto:info@karlstorz.de)  
KARL STORZ Endoscopy America, Inc, 600 Corporate Pointe, Culver City, CA 90230-76 00, USA, Phone: +1/310/338-8100, Fax: +1/310/210 5527, E-Mail: [info@kseam.com](mailto:info@kseam.com)  
KARL STORZ Endoscopia Latino-America, 815 N. W. 57 Av., Suite No. 480, Miami, FL 33126-2042, USA, Phone: +1/305/262-8980, Fax: +1/305/262-89 86, E-Mail: [info@ksela.com](mailto:info@ksela.com)  
KARL STORZ Endoscopy Canada Ltd., 2345 Argentia Road, Suite 100, Mississauga, Ontario L5N 8K4, Phone: +1/905/816-8100, Fax: +1/905/858-0933, E-Mail: [info@karlstorz.ca](mailto:info@karlstorz.ca)  
[www.karlstorz.com](http://www.karlstorz.com)



## GUEST SOCIETIES

WEDNESDAY 10<sup>TH</sup>, 2.00 – 4.00  
SALA BIANCA



### MEETING WITH GUEST SOCIETY – ASMS ( AMERICAN SOCIETY OF MAXILLOFACIAL SURGEONS )

INTRODUCTION: ANDREW WEXLER, PRESIDENT ASMS – LOS ANGELES, CA, USA

#### CONGENITAL CRANIOFACIAL ANOMALIES

*Chairmen: Henry K. Kawamoto, Jr, Anil Madaree, Adrian Sugar, Claes Lauritzen*

*Scaphocephaly: the Venetian blind technique – Andrew Wexler*

*The orbit in craniosynostosis – Joseph S. Gruss*

*Orbital rim reconstruction in craniosynostosis – John A. Persing*

*Frontocranionasal dysplasia – Henry K. Kawamoto, Jr*

*Today's techniques for the correction of congenital craniofacial anomalies: problems and management of complications – Joachim A. Obwegeser*

*Tessier's rare clefts: arrhinia, hemiarrhinia, and proboscis lateralis – S. Anthony Wolfe*



# GUEST SOCIETIES

WEDNESDAY 10<sup>TH</sup>, 5.00 – 6.30  
SALA ITALIA



## MEETING WITH GUEST SOCIETY – SICMF ( ITALIAN ASSOCIATION FOR MAXILLOFACIAL SURGERY )

INTRODUCTION: SID BERRONE, PRESIDENT SICMF

### **ORAL BISPHOSPHONATE-INDUCED OSTEONECROSIS**

*Chairmen: Giorgio Iannetti, Roberto Brusati, Claudio Marchetti*

*Risk factors and clinical aspects – Michele Mignogna*

*Why and when bisphosphonate therapy – Vittorio Fusco*

*Surgical management : palliation or specific treatment? – Alberto Bedogni, Pierfrancesco Nocini*

*Mininvasive surgical therapy – Francesco De Ponte*

*Conservative management – Gianandrea Pelliccioni*



# GUEST SOCIETIES

THURSDAY 11<sup>TH</sup>, 2.00 – 5.00

SALA BIANCA



## MEETING WITH GUEST SOCIETY – JSOMS ( JAPANESE SOCIETY OF ORAL AND MAXILLOFACIAL SURGEONS )

INTRODUCTION: JINIKI FUKUTA, PRESIDENT JSOMS, FUKUOKA, JAPAN

### *DIAGNOSTIC AND SURGICAL ADVANCEMENT IN ORAL & MAXILLOFACIAL CANCER*

*Chairmen: Koji Kawaguchi, Masahiro Urede*

*Clinical Impact of FDG-PET on the management of oral cancer – Yoshimasa Kitagawa*

*Diagnostic and surgical advancement in oral and maxillofacial cancer – Barrie T. Evans*

*Chemoradiotherapy using new superselective intraarterial*

*infusion for advanced oral cancer – Mitsudo Kenji*

*The cyberknife robotic radiosurgery for head and neck cancer – Koji Kawaguchi*



# GUEST SOCIETIES

FRIDAY 12<sup>TH</sup>, 3.30 – 6.00

SALA BIANCA



## MEETING WITH GUEST SOCIETY - IAOO ( INTERNATIONAL ACADEMY OF ORAL ONCOLOGY ) FUTURE PERSPECTIVES IN HEAD & NECK ONCOLOGY

INTRODUCTION: ALEXANDER D. RAPIDIS, PROGRAMME CHAIRMAN IAOO  
ATHENS, GREECE

*Chairmen: Alexander D. Rapidis, Klaus Graetz, Enrico Sesenna*

*Do Maxillofacial surgeons need a fellowship in head & neck surgery? – Miso Virag*

*Microvascular reconstruction of the mandible and maxilla – Julio Acero*

*Microvascular soft tissue reconstruction of the oral cavity – Enrico Sesenna*

*Life quality after ablative tumor surgery – Joerg Wiltfang*

*Use of surgery after radiochemotherapy – Klaus Graetz*



	EUROPADITORIUM	SALA ITALIA	SALA BIANCA	MEETING ROOM 1	MEETING ROOM 2	MEETING ROOM 3
7.00 - 8.00		MASTERCLASS <i>H.K. Kawamoto, Jr</i>		MASTERCLASS <i>M. Virag</i>	MASTERCLASS <i>Barrie T. Evans</i>	MASTERCLASS <i>P. Pellerin</i>
8.30 - 10.30	SYMPOSIUM CRANIOFACIAL I	ORAL ABSTRACTS ORTHOGNATHIC SURGERY I	ORAL ABSTRACTS MICROSURGERY I	ORAL ABSTRACTS BENIGN LESIONS FACIAL BONES I	ORAL ABSTRACTS NEW TECHNOLOGIES: IMAGING AND SIMULATION I	ORAL ABSTRACTS OSTEOSYNTHESIS AND TRAUMATOLOGY I
10.30 - 11.15	COFFEE - EXHIBITS					
11.15 - 12.00	EUROPAUDITORIUM OPENING SPEECH - <b>Tissue engineering research: from bench to bedside</b> <i>Yilin Cao - Shanghai, China</i>					
12.00 - 1.00	SYMPOSIUM CRANIOFACIAL II	ORAL ABSTRACTS ORTHOGNATHIC SURGERY II	ORAL ABSTRACTS FACIAL RECONSTRUCTIVE SURGERY I	ORAL ABSTRACTS BENIGN LESIONS FACIAL BONES II	ORAL ABSTRACTS NEW TECHNOLOGIES: IMAGING AND SIMULATION II	ORAL ABSTRACTS OBSTRUCTIVE SLEEP APNEA
1.00 - 2.00	LUNCH					
2.00 - 4.00	RESEARCH TISSUE ENGINEERING	SURGICAL CLINICS TMJ	ORAL ABSTRACTS ANTE-NATAL DIAGNOSIS, EMBRYOLOGY AND SURGERY OF THE CLEFT MALFORMATIONS I	ORAL ABSTRACTS FACIAL RECONSTRUCTIVE SURGERY II	ORAL ABSTRACTS ORTHOGNATHIC SURGERY III	ORAL ABSTRACTS OSTEOSYNTHESIS AND TRAUMATOLOGY II
4.00 - 5.00	STATE OF THE ART BENIGN LESIONS OF THE FACIAL BONES	ORAL ABSTRACTS CANCER BIOLOGY AND EPIDEMIOLOGY I	ORAL ABSTRACTS ANTE-NATAL DIAGNOSIS, EMBRYOLOGY AND SURGERY OF THE CRANIOFACIAL MALFORMATIONS I	ORAL ABSTRACTS SKULL BASE SURGERY	ORAL ABSTRACTS ORTHOGNATHIC SURGERY IV	ORAL ABSTRACTS SALIVARY GLANDS I
5.00 - 5.30	COFFEE - EXHIBITS					
5.30 - 6.15	EUROPAUDITORIUM UNITED NATIONS/ILO ( United Nations Children's Fund / International Labour Organisation ) ASM ( Italian Association for Congenital Malformations ) ORPHANET ( Rare Diseases Orphan Drugs ) OPERATION SMILE					
6.15	EUROPAUDITORIUM OPENING CEREMONY SPECIAL EVENT					
8.00	PRESIDENT's RECEPTION					



	EUROPADITORIUM	SALA ITALIA	SALA BIANCA	MEETING ROOM 1	MEETING ROOM 2	MEETING ROOM 3
7.00 - 8.00		MASTERCLASS <i>B.C. Sommerlad</i>	MASTERCLASS <i>K. Kretschmer</i>	MASTERCLASS <i>G. Raspall</i>	MASTERCLASS <i>E. Sesenna</i>	MASTERCLASS <i>N.D. Futran</i>
8.30 - 10.30	STATE OF THE ART TRAUMATOLOGY AND SEQUELAE	ORAL ABSTRACTS ORTHOGNATHIC SURGERY V	ORAL ABSTRACTS ANTE-NATAL DIAGNOSIS, EMBRYOLOGY AND SURGERY OF THE CLEFT MALFORMATIONS II	ORAL ABSTRACTS BISPHOSFONATE RELATED DISEASES	ORAL ABSTRACTS FACIAL RECONSTRUCTIVE SURGERY III	ORAL ABSTRACTS TMJ PATHOLOGY AND SURGERY I
10.30 - 11.00	COFFEE – EXHIBITS					
11.00 - 12.00	EUROPAUDITORIUM SPECIAL SESSION DEDICATED TO PAUL L. TESSIER <i>Luigi Clauser, Henry K. Kawamoto Jr, S. Anthony Wolfe</i>					
12.00 - 1.00	EUROPAUDITORIUM SPECIAL SESSION – A life dedicated to Cranio & Maxillo-Facial surgery  Guests of Honour: <i>Camillo Curioni, Jean Delaire, Rudolf Fries, Costantino Giardino, Hans G. Luhr, Helene Matras, Louis C. Merville, Hugo L. Obwegeser, Emil W. Steinhauser</i>					
1.00 - 2.00	LUNCH					
2.00 - 3.00	SYMPOSIUM CLEFT SURGERY	PATHOLOGY SALIVARY GLANDS	MEETING WITH GUEST SOCIETY ASMS	ORAL ABSTRACTS TISSUE ENGINEERING AND CELL THERAPY I	ORAL ABSTRACTS ASYMMETRY - DISSYMMETRY	ORAL ABSTRACTS FACIAL RECONSTRUCTIVE SURGERY IV
3.00 - 4.00		PANEL ADVANCES IN DIGITAL TECHNOLOGY				
4.00 - 4.30	COFFEE – EXHIBITS					
4.30 - 5.00	EUROPAUDITORIUM SPECIAL LECTURE – Orthognathic surgery and a tale of how the three main procedures came to be: a message to the young generations of surgeons <i>Hugo L. Obwegeser, Zurich, Switzerland</i>					
5.00 - 6.30	SYMPOSIUM ORTHOGNATHIC SURGERY	MEETING WITH GUEST SOCIETY SICMF	SYMPOSIUM ACMF / STRYKER	ORAL ABSTRACTS TISSUE ENGINEERING AND CELL THERAPY II	ORAL ABSTRACTS ANTE-NATAL DIAGNOSIS, EMBRYOLOGY AND SURGERY OF THE CLEFT MALFORMATIONS III	ORAL ABSTRACTS SKIN TUMORS OF THE HEAD AND THE NECK



DAY  
THREE

THURSDAY 11<sup>th</sup>  
SEPTEMBER

# PROGRAMME OVERVIEW

	EUROPADITORIUM	SALA ITALIA	SALA BIANCA	MEETING ROOM 1	MEETING ROOM 2	MEETING ROOM 3
7.00 - 8.00		MASTERCLASS <i>G. Botti</i>	MASTERCLASS <i>J.C. Posnick</i>	MASTERCLASS <i>K. Wangerin</i>	MASTERCLASS <i>D. Matthews</i>	MASTERCLASS <i>D. Krastinova</i>
8.30 - 10.30	RESEARCH MAXILLO-FACIAL MALIGNANCY	CONTROVERSY AESTHETIC SURGERY	ORAL ABSTRACTS ORBITAL PATHOLOGY AND SURGERY I	ORAL ABSTRACTS ANTE-NATAL DIAGNOSIS, EMBRYOLOGY AND SURGERY OF THE CRANIOFACIAL MALFORMATIONS II	ORAL ABSTRACTS PATHOLOGY AND SURGERY OF THE SALIVARY GLANDS II	ORAL ABSTRACTS OSTEOSYNTHESES AND TRAUMATOLOGY III
10.30 - 11.00	COFFEE – EXHIBITS					
11.00 - 12.00	EUROPAUDITORIUM KEYNOTE LECTURE – <b>Management of the mandible in oral cancer: imaging, route of invasion</b> <i>James S. Brown</i> – Liverpool, England					
12.00 - 1.00	SPECIAL LECTURE <b>The role of Structural Fat Grafting in aesthetic &amp; facial reconstructive surgery</b> <i>Sydney R. Coleman</i> – New York, NY, USA	ORAL ABSTRACTS ORTHOGNATHIC SURGERY VI	ORAL ABSTRACTS ENDOCRINE ORBITOPATHY	ORAL ABSTRACTS CANCER BIOLOGY AND EPIDEMIOLOGY II	ORAL ABSTRACTS PATHOLOGY AND SURGERY OF THE MAXILLO-FACIAL MALIGNANCIES I	ORAL ABSTRACTS ORBITAL PATHOLOGY AND SURGERY II
1.00 - 2.00	LUNCH					
2.00 - 3.00	STATE OF THE ART ORBITAL SURGERY I	SPECIAL LECTURE <b>Alloplastic TMJ reconstruction</b> <i>Peter Quinn</i> Philadelphia, PA, USA	MEETING WITH GUEST SOCIETY <b>JSOMS</b>	ORAL ABSTRACTS AESTHETIC SURGERY I	ORAL ABSTRACTS PATHOLOGY AND SURGERY OF THE MAXILLO-FACIAL MALIGNANCIES II	ORAL ABSTRACTS HISTORY OF CRANIO- MAXILLO-FACIAL SURGERY
3.00 - 4.00	STATE OF THE ART ORBITAL SURGERY II ENDOCRINE ORBITOPATHY	AO SYMPOSIUM ORTHOGNATHIC SURGERY		ORAL ABSTRACTS AESTHETIC SURGERY II	ORAL ABSTRACTS PATHOLOGY AND SURGERY OF THE MAXILLO-FACIAL MALIGNANCIES III	ORAL ABSTRACTS TMJ PATHOLOGY AND SURGERY II
4.00 - 5.00						
5.00 - 5.30	COFFEE – EXHIBITS					
5.30	EUROPAUDITORIUM EACMFS GENERAL ASSEMBLY					
8.00	GALA EVENING					



DAY  
FOUR

FRIDAY  
SEPTEMBER

12<sup>th</sup>

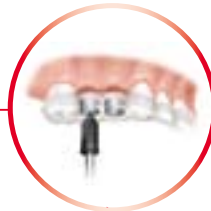
# PROGRAMME OVERVIEW

	EUROPADITORIUM	SALA ITALIA	SALA BIANCA	MEETING ROOM 1	MEETING ROOM 2	MEETING ROOM 3
7.00 - 8.00		MASTERCLASS <i>S.R. Coleman</i>	MASTERCLASS <i>D. Nitzan</i>	MASTERCLASS <i>J.F. Tulasne</i>	MASTERCLASS <i>E. Arnaud</i>	MASTERCLASS <i>P. Quinn</i>
8.30 - 10.30	CONTROVERSY DISTRACTION OSTEOGENESIS	RESEARCH MICROSURGERY	SYMPOSIUM ORAL SURGERY ADVANCED IMPLANTOLOGY	ORAL ABSTRACTS ORAL SURGERY I	NURSING SATELLITE SYMPOSIUM	
10.30 - 11.00	COFFEE – EXHIBITS					
11.00 - 12.00	KEYNOTE LECTURE: Advances in soft tissue engineering and its potential role in head and neck reconstruction <i>Wayne A. J. Morrison</i> Melbourne, Victoria, Australia	ORAL ABSTRACTS PROSTHESES- EPITHESES, IMPLANTOLOGY AND PRE-PROSTHETIC SURGERY I	SYMPOSIUM ORAL SURGERY ADVANCED IMPLANTOLOGY	ORAL ABSTRACTS ORAL SURGERY II	NURSING SATELLITE SYMPOSIUM	
12.00 - 1.00	ČELEŠNÍK LECTURE FACIAL TRANSPLANTATION <i>Bernard Devauchelle</i> Amiens, France		ORAL ABSTRACTS PATHOLOGY AND SURGERY OF THE MAXILLO-FACIAL MALIGNANCIES IV			
1.00 - 1.45	EUROPAUDITORIUM CLOSING AND AWARDS CEREMONY					
1.45 - 2.30	LUNCH					
2.30 - 3.30	SPECIAL LECTURE 3D reconstruction of the maxilla <i>Michael S. Block</i> New Orleans, LA, USA	ORAL ABSTRACTS PATHOLOGY AND SURGERY OF THE MAXILLO-FACIAL MALIGNANCIES V	ORAL ABSTRACTS PATHOLOGY AND SURGERY OF THE MAXILLO-FACIAL MALIGNANCIES VI	ORAL ABSTRACTS ORAL SURGERY III	NURSING SATELLITE SYMPOSIUM	
3.30 - 5.00	SPECIAL FORUM ORAL SURGERY ADVANCED IMPLANTOLOGY	MEETING WITH GUEST SOCIETY IAOO	ORAL ABSTRACTS PROSTHESES-EPITHESES, IMPLANTOLOGY AND PRE- PROSTHETIC SURGERY II	ORAL ABSTRACTS MICROSURGERY II		
3.30 - 6.00						





NobelGuide™



increase your profitability  
by placing implants  
more efficiently

Using NobelGuide™, you plan and predict every aspect of flapless implant treatments using either CT-scanning or stone-based modeling. A surgical template is then generated, which guides predictable flapless surgeries with increased safety.

With NobelGuide™:

- Patients receive functioning beautiful teeth in as little as just one surgical session
- The exact position and depth of implants is known before surgery
- You place implants with pin-point accuracy using the surgical template

Increase your share of the fast-growing dental implant market.  
Find out more about our available NobelGuide™ courses  
at [www.nobelbiocare.com](http://www.nobelbiocare.com)





**NEW!!**

"Medicon-ImplantArt" convinces with its utility, reliability, and accuracy. The four systems CMS, MICRO, MINI, and MANDIBULAR offer concise and cost effective functional options in osteosynthesis.

## SYSTEM without LIMITS

Since there are almost no limits to the modular storage system of "Medicon-ImplantArt", this permits individual configurations of the various components of the system. The open design ensures optimum access during cleaning and sterilization.



**Medicon**  
**Instrumente**  
the art of surgery  
*made in Germany*

Medicon eG

Gänsäcker 15 · D-78532 Tuttlingen

Tel.: +49 (0) 74 62 / 20 09-0

Internet: [www.medicon.de](http://www.medicon.de)

Come and visit us at our booth!

Exclusive distributor in Italy:

**Distrex**  
PARTNER IN CHIRURGIA

Via P. Dona, 9 · 35129 Padova, Italia

Tel: +39-049-775522 · Fax: 0039-049-8073966

Internet: [www.distrex.it](http://www.distrex.it)



# PRE-CONGRESS COURSE

SATURDAY-SUNDAY 6<sup>th</sup>-7<sup>th</sup>  
SEPTEMBER

## DIGITAL PHOTODOCUMENTATION IN CRANIO-MAXILLO-FACIAL SURGERY

Chairman	Venue	Date
<i>Hans P. Howaldt</i> Department of Maxillo-Facial Surgery, University of Giessen, Germany	Department of Maxillo-Facial Surgery Ospedale Bellaria (Head: R. Cocchi) Via Altura 3 40139 Bologna, Italy	Saturday 6 <sup>th</sup> and Sunday 7 <sup>th</sup> September 2008

Aimed at: Maximum of 21 participants for the lectures and workshop

### Course Fee

Lectures and workshop: € 170,00 for members / non-members. € 120,00 for trainees  
The fee includes the dinner on Saturday evening

### Course Secretariat

Mrs. Serena Künnecke  
Department of Maxillo-Facial and Plastic Surgery, University of Giessen Klinikstr. 29 D-35385 Giessen  
Phone: +49 641 9946270  
E-mail: [mkg@uniklinikum-giessen.de](mailto:mkg@uniklinikum-giessen.de)  
Detailed information on [www.eurofaces.com](http://www.eurofaces.com)

### Speakers

*Hans-Peter Howaldt* – Giessen, Germany  
*John Lowry* – Bolton, United Kingdom  
*Cyrille Chossegros* – Marseille, France  
*Steven Langton* – Blackburn, United Kingdom

*Giovanni Ettorre* – Giessen, Germany  
*Heidrun Schaaf* – Giessen, Germany  
*Philipp Streckbein* – Giessen, Germany  
*Christoph Yves Malik* – Giessen, Germany



# PRE-CONGRESS COURSE



MONDAY 8<sup>th</sup>  
SEPTEMBER

## RECONSTRUCTION & REHABILITATION OF THE ATROPHIC MAXILLARY AND MANDIBULAR DENTOALVEOLAR COMPLEX AND ENDO-DISTRACTION TECHNIQUES

### Speakers

*Christian Krenkel* – Austria  
*Christian Brandtner* – Austria

### SCIENTIFIC PROGRAMME

11.30 - 12.00	Registration and hand out of course material
12.00 - 12.10	Course Introduction: Luigi Clauser
12.10 - 3.15	Endo-Distraction-Course Part 1
3.15 - 3.45	Coffee break
3.45 - 7.00	Endo-Distraction-Course Part 2
7.00	Cocktail Party sponsored by MONDEAL



# PRE-CONGRESS COURSE



MONDAY 8<sup>th</sup>  
SEPTEMBER

## Overall purposes

This Educational Course will focus on:

Presentation of a new performance of distraction osteogenesis –Endo-Distraktion-Technique – with main indication in the high atrophic mandible and maxilla. Further indications are the local high atrophic alveolar crest down to the atrophic single tooth gap. The Endo-Distraktion Technique in the reconstructed mandible by iliac crest, scapula or fibula for prosthetic rehabilitation Distraction osteogenesis for maxillofacial reconstruction - total maxilla - extreme hypoplastic chin

Endo-Distraktion Benefits:

- Only one “Single-Screw” device
- In the middle of the bone
- No adaptation work
- One device for all direction and heights
- No tilting problems
- No second operation for removal

## Target audience

This Course is directed to:

- Members and Non-Members of the EACMFS
- Maxillofacial Surgeons
- Plastic Surgeons
- Oral Surgeons
- ENT Surgeons
- Implantologists
- Dental Surgeons

## Organization

MONDEAL Medical Systems GmbH  
Ms. Maria Dolores Gracia  
P.O. Box 4741 Tuttlingen/Germany  
Phone: +49-7461-933211  
Fax: +49-7461-93328  
E-mail: [endo@mondeal.de](mailto:endo@mondeal.de)

## Course Secretariat

Ms. Silvia Hager  
E-mail: [s.hager@salk.at](mailto:s.hager@salk.at)  
Dept. of Oral & Maxillofacial Surgery  
Federal Medical Center Salzburg  
Paracelsus Medical University

Salzburger Landeskliniken  
Muellner Hauptstrasse 48  
A-5020 SALZBURG, AUSTRIA



# PRE-CONGRESS COURSE



MONDAY 8<sup>th</sup>  
SEPTEMBER

## Course Fee

<b>Before June 30<sup>th</sup></b>	EACMFS Members	150,00 €	The meeting is limited to 100 participants On-site registrations are not possible
	Non-Members	200,00 €	
<b>June 30<sup>th</sup> – September 1<sup>st</sup></b>	EACMFS Members	200,00 €	Fee includes course material, coffee break and Cocktail Party
	Non-Members	250,00 €	

## Registration

Online Registration together with the Registration of the Congress:

[www.eacmfs2008.com](http://www.eacmfs2008.com)

and by e-mail: [secretariat@eacmfs2008.com](mailto:secretariat@eacmfs2008.com)

with personal data (name, surname, member, non-member, working institution, address)

Confirmation of participation to the course will be sent by e-mail after receipt of payment

## Payment

Together with the registration of the congress

## Course information

All registered members have the permission to download general course material in advance from the website:

[www.endodistraktion.com](http://www.endodistraktion.com)

Printed and digital course material will be handed out at the beginning of the course

## Accreditation statement

Accreditation for Continuing Medical Education has been required



## TRAUMATOLOGY OF THE CRANIO AND MAXILLO-FACIAL AREA

PALAZZO DELLA CULTURA E DEI CONGRESSI – SALA BIANCA

11.45 - 12.00	<p><b>Welcome Address</b>  <b>Luigi Clauser, John Lowry, Julio Acero</b></p> <p>Chairmen: <b>Julio Acero, Barrie T. Evans</b>  <i>( 25 minutes plus 10 discussion )</i></p>
12.00 - 12.35	<b>Management of the frontal sinus fractures – Henri Thuau</b>
12.35 - 1.10	<b>Treatment of complex mandibular trauma. Complications and sequelae – Julio Acero</b>
1.10 - 1.45	<b>Fractures of the nasal region: diagnosis and treatment – Guillermo Raspall</b>
1.45 - 2.20	<b>The deep orbit: the applied anatomy of the retrobulbar orbit and the management of severe orbital disruption in trauma – Barrie T. Evans</b>
2.20 - 3.00	COFFEE BREAK
	Chairmen: <b>Henry K. Kawamoto Jr, Jeffrey C. Posnick</b>
3.00 - 3.35	<b>Fractures of the naso-orbito-ethmoidal complex – Sid Berrone</b>
3.35 - 4.10	<b>Cranio-maxillo facial trauma in the pediatric age – Jeffrey C. Posnick</b>
4.10 - 4.45	<b>Sequelae of fronto-naso-orbital complex trauma – Henry K. Kawamoto Jr</b>
4.45 - 5.20	<b>How to avoid complications of midface and mandible fractures – Joseph S. Gruss</b>
5.20 - 5.55	<b>Reconstructive surgery in orbital trauma. Application of Tessier's principles – S. Anthony Wolfe</b>
6.00 - 7.30	<b>GENERAL ASSEMBLY OF TRAINEES MEMBERS</b>
8.30	<p><b>Dinner &amp; Party</b>          Kindly sponsored by Biomet Microfixation</p>



### Course Fees

- Free attendance for residents attending the EACMFS Congress
- Residents not attending the Congress:

- EACMFS Members 100,00 €
- Non-Members 150,00 €

Deadline: **September 1<sup>st</sup>, 2008**

The scientific programme and the Dinner Party are limited to 150 delegates  
Non on-site registration possible (fee includes course material, coffee break, dinner)

### Registration

Online Registration together with the Registration of the Congress:

**[www.eacmfs2008.com](http://www.eacmfs2008.com)**

and by e mail:

**[secretariat@eacmfs2008.com](mailto:secretariat@eacmfs2008.com)**

with personal data (name, surname, member, non-member, working Institution, address)

Confirmation of participation to the Course will be sent back by e-mail after receipt of the payment

See further details on the congress registration form

### Payment

Together with the registration of the Congress



# MASTERCLASSES

TUESDAY, SEPTEMBER 9<sup>th</sup>, 7.00 - 8.00

A1 SALA ITALIA

**Secondary treatment of orbital fractures**  
*Henry K. Kawamoto, Jr.*

A2 MEETING ROOM 1

**Neck dissection: tips, tricks & traps**  
*Miso Virag*

A3 MEETING ROOM 2

**The applied surgical anatomy of the transfacial access procedures  
In head and neck tumor surgery**  
*Barrie T. Evans*

A4 SALA BIANCA

**Rhinoplasty for cleft lip: how I do it, when and why**  
*Philippe Pellerin*

WEDNESDAY, SEPTEMBER 10<sup>th</sup>, 7.00 - 8.00

B1 SALA ITALIA

**The evolution of my technique for cleft lip and cleft palate repair**  
*Brian C. Sommerlad*

B2 SALA BIANCA

**Planning of orthognathic surgery and distraction-the importance of incisor inclination**  
*Winfried Kretschmer*

B3 MEETING ROOM 1

**Rhinoplasty. Open & closed approaches. How to do it**  
*Guillermo Raspall*

B4 MEETING ROOM 2

**Surgical approach to benign orbital tumors**  
*Enrico Sesenna*

B5 MEETING ROOM 3

**Advances in midface reconstruction**  
*Neal D. Futran*



# MASTERCLASSES

THURSDAY, SEPTEMBER 11<sup>th</sup>, 7.00 - 8.00

C1	SALA ITALIA	<b>Facial rejuvenation: how I do it</b> <i>Giovanni Botti</i>
C2	SALA BIANCA	<b>Rhinoplasty in children and young adults</b> <i>Jeffrey C. Posnick</i>
C3	MEETING ROOM 1	<b>Augmentation techniques in atrophic jaws - the importance of skeletal relations in dental implantology</b> <i>Konrad Wangerin</i>
C4	MEETING ROOM 2	<b>Ankylosis &amp; TMJ distraction</b> <i>David C. Matthews</i>
C5	MEETING ROOM 3	<b>Mask-lift: indication in reconstructive surgery</b> <i>Darina Krastinova</i>

FRIDAY, SEPTEMBER 12<sup>th</sup>, 7.00 - 8.00

D1	SALA ITALIA	<b>Structural fat grafting in reconstructive surgery: principles and applications</b> <i>Sydney R. Coleman</i>
D2	SALA BIANCA	<b>The effect of arthrocentesis for various TMJ disorders</b> <i>Dorrit W. Nitzan</i>
D3	MEETING ROOM 1	<b>Preprosthetic reconstruction for implants</b> <i>Jean F. Tulasne</i>
D4	MEETING ROOM 2	<b>Treatment of craniosynostosis</b> <i>Eric Arnaud</i>
D5	MEETING ROOM 3	<b>Management of high-flow maxillofacial A-V malformations</b> <i>Peter D. Quinn</i>



SALA ITALIA MEETING ROOM 1 MEETING ROOM 2 MEETING ROOM 3	7.00 - 8.00	MASTERCLASSES – Coffee
EUROPAUDITORIUM	8.20 - 8.30	WELCOME, INTRODUCTION – <i>Luigi Clauser, President EACMFS</i>
	8.30 - 10.30	<p>SYMPOSIUM – <b>CRANIOFACIAL I</b> Chairmen: <i>Julio Acero, Joachim A. Obwegeser, John Lowry, Andrew Wexler</i></p> <p><i>(15 minutes per speaker)</i></p> <p>Springs in craniofacial surgery. State of the art after 11 years – <i>Claes Lauritzen</i> Changes in thinking of the pathogenesis &amp; treatment of craniosynostosis – <i>John A. Persing</i> Hemifacial microsomia: clinical perspectives – <i>Jeffrey C. Posnick</i> Treacher Collins syndrome – <i>S. Anthony Wolfe</i> Congenital craniofacial deformities: treatment &amp; controversies – <i>Giorgio Iannetti</i> Encephaloceles. An updated classification based on 130 cases – <i>Anil Madaree</i></p>
SALA ITALIA SALA BIANCA MEETING ROOM 1 MEETING ROOM 2 MEETING ROOM 3	8.30 - 10.30	ORAL ABSTRACT SESSIONS
EXHIBITION AREA	10.30 - 11.15	EXHIBITION OPENING – COFFEE
EUROPAUDITORIUM	11.15 - 12.00	<p>OPENING SPEECH – <b>TISSUE ENGINEERING RESEARCH: FROM BENCH TO BEDSIDE</b> <i>Yilin Cao</i> – Shanghai, China</p>
	12.00 - 1.00	<p>SYMPOSIUM – <b>CRANIOFACIAL II</b> Chairmen: <i>Anil Madaree, John A. Persing, Karsten Gundlach, S. Anthony Wolfe</i></p> <p><i>(15 minutes per speaker)</i></p> <p>Treatment of cranial-midfacial deformities in syndromic craniosynostosis – <i>David C. Matthews</i> Treatment strategies for dysostotic syndromic patients – <i>James P. Bradley</i> Inter orbital rare clefts: n° 14 to 12 in Tessier's classification: principles for treatment – <i>Philippe Pellerin</i></p>



SALA ITALIA SALA BIANCA MEETING ROOM 1 MEETING ROOM 2 MEETING ROOM 3	12.00 - 1.00	ORAL ABSTRACT SESSIONS
	1.00 - 2.00	LUNCH
EUROPAUDITORIUM	2.00 - 4.00	<p>RESEARCH – <b>TISSUE ENGINEERING</b> Chairmen: <b>Claudio Marchetti, James P. Bradley, Neil D. Futran, Claes Lauritzen</b></p> <p><i>(15 minutes per speaker)</i> Modern concepts of bone tissue engineering. Are they ready for daily use? – <b>Joerg Wiltfang</b> Clinical treatment of radiotherapy tissue damage by lipoaspirate transplant – <b>Gino Rigotti</b> Tissue engineering for bone regeneration using mesenchymal stem cells – <b>Claudio Marchetti</b> BMP-2, uses in cranial and other skeletal reconstructions – <b>S. Anthony Wolfe</b> Skull bone generation: transplant of autologous mesenchymal bone marrow cells using innovative scaffolds – <b>Francesco Velardi</b></p>
SALA ITALIA	2.00 - 4.00	<p>SURGICAL CLINICS – <b>TMJ</b> Introduction Lecture (20 minutes) TMJ condylar hyperplasia: the effect of high condylectomy on facial symmetry – <b>Dorrit W. Nitzan, Jerusalem, Israel</b></p> <p>Chairmen: <b>Piero Cascone, Dorrit W. Nitzan, Peter D. Quinn, Esben Aagaard</b></p> <p><i>(15 minutes per speaker)</i> Ankylosis and TMJ distraction – <b>David C. Matthews</b> The internal derangement: a 25 year experience in functional open surgery – <b>Piero Cascone</b> Prevention and surgical therapy of posttraumatic temporomandibular joint ankylosis – <b>Gerhard Undt</b> Normal exploration and current pathology of TMJ by 1.5 tesla MRI – <b>Guilhem Godlewski</b></p>
EUROPAUDITORIUM	4.00 - 5.00	<p>STATE OF THE ART – <b>TUMORS AND BENIGN LESIONS OF THE FACIAL BONES</b> Chairmen: <b>Barrie T. Evans, Patrick A. Diner, Javier González-Lagunas, Judith L. Schmid</b></p> <p><i>(15 minutes per speaker)</i> Treatment of orbito-palpebral, nose and labial hemangiomas: guidelines for indications of early surgery – <b>Patrick A. Diner</b> Bone reconstruction of the facial skeleton – <b>Carlos Navarro Vila</b> Craniofacial fibrous dysplasia and neurofibromatosis – <b>Joseph S. Gruss</b></p>



SALA BIANCA MEETING ROOM 1 MEETING ROOM 2 MEETING ROOM 3	2.00 - 4.00	ORAL ABSTRACT SESSIONS
SALA ITALIA SALA BIANCA MEETING ROOM 1 MEETING ROOM 2 MEETING ROOM 3	4.00 - 5.00	ORAL ABSTRACT SESSIONS
EXHIBITION AREA	5.00 - 5.30	COFFEE – EXHIBITS
EUROPAUDITORIUM	5.30 - 6.15	<p><b>UNITED NATIONS/ILO ( United Nations Children’s Fund / International Labour Organisation )</b> <i>Maria Gabriella Lay</i> – Geneve, Switzerland</p> <p><b>ASM ( Italian Association for Congenital Malformations )</b> <i>Maurizio Fabbri</i> – Milan, Italy</p> <p><b>ORPHANET ( Rare Diseases Orphan Drugs )</b> <i>Bruno Dallapiccola</i> – Rome, Italy</p> <p><b>OPERATION SMILE</b> <i>Domenico Scopelliti</i> – Rome, Italy</p>
EUROPAUDITORIUM	6.15	<p><b>OPENING CEREMONY</b> SPECIAL EVENT</p>
	8.00	<b>PRESIDENT’s RECEPTION</b>



SALA ITALIA SALA BIANCA MEETING ROOM 1 MEETING ROOM 2 MEETING ROOM 3	7.00 - 8.00	MASTERCLASSES – Coffee
EUROPAUDITORIUM	8.30 - 10.30	<p>STATE OF THE ART – <b>TRAUMATOLOGY &amp; SEQUELAE</b> Chairmen: <b>Joseph S. Gruss, Nabil Hokayem, Henri Thuau, Hermann F. Sailer</b></p> <p><i>(15 minutes per speaker)</i> Cranio maxillofacial trauma in the pediatric age – <b>Jeffrey C. Posnick</b> Unique orbital fractures in children ( orbital roof &amp; trapdoor floor ) – <b>Joseph S. Gruss</b> Management of condylar fractures – <b>Nabil Hokayem</b> Panfacial fractures – <b>Sid Berrone</b> Post traumatic facial restoration: a philosophy of care – <b>Andrew Wexler</b></p>
SALA ITALIA SALA BIANCA MEETING ROOM 1 MEETING ROOM 2 MEETING ROOM 3	8.30 - 10.30	ORAL ABSTRACT SESSIONS
EXHIBITION AREA	10.30 - 11.00	COFFEE – EXHIBITS
EUROPAUDITORIUM	11.00 - 11.10	SPECIAL SESSION DEDICATED TO PAUL L. TESSIER – <b>Introduction: Luigi Clauser President EACMFS</b>
	11.10 - 11.40	PAUL TESSIER LECTURE – <b>Henry K. Kawamoto, Jr</b> – Los Angeles, CA, USA
	11.45 - 12.00	TRIBUTE TO PAUL TESSIER – <b>S. Anthony Wolfe</b> – Miami FL, USA
	12.00 - 1.00	<p>SPECIAL SESSION – <b>A LIFE DEDICATED TO CRANIO &amp; MAXILLO-FACIAL SURGERY</b> Introduction: <b>Luigi Clauser, Judith L. Schmid</b></p> <p>Guests of Honour: <b>Camillo Curioni, Jean Delaire, Rudolf Fries, Costantino Giardino, Hans G. Luhr, Helene Matras, Louis C. Merville, Hugo L. Obwegeser, Emil W. Steinhauser</b></p>
	1.00 - 2.00	LUNCH



EUROPAUDITORIUM	2.00 - 4.00	<p>SYMPOSIUM – <b>CLEFT SURGERY &amp; GENETICS</b>  Chairmen: <b>Roberto Brusati, Brian C. Sommerlad, Henry K. Kawamoto, Jr, Nabil Samman</b></p> <p><i>(15 minutes per speaker)</i></p> <p>Based genomic approaches in cleft lip-palate syndromes – <b>Alessandra Ferlini</b>  A personalized approach to cleft lip and palate – <b>Roberto Brusati</b>  Speech and growth after cleft palate repair-does there have to be a compromise? – <b>Brian C. Sommerlad</b>  The concept and results of reconstruction of the alveolar process using calvarial bone grafts – <b>Hermann F. Sailer</b>  Primary cheiloseptoplasty – <b>Srinivas Gosla Reddy</b>  Facial clefts – Experience of 251 cases – <b>Anil Madaree</b></p>
SALA ITALIA	2.00 - 3.00	<p>PATHOLOGY – <b>SALIVARY GLANDS</b>  Chairmen: <b>Enrico Sesenna, Julio Acero, Francesco Carinci, Kenichi Kurita</b></p> <p><i>(12 minutes per speaker)</i></p> <p>General considerations in surgical pathology of salivary glands – <b>Vladimir Popovski</b>  Address for an early and complete removal of salivary glands tumors – <b>Bernard Devauchelle</b>  From sialadenectomy to gland preservation, the rise of conservative techniques in salivary obstruction – <b>Cyrille Chossegross</b>  Reconstruction after salivary gland tumors surgical excision – <b>Julio Acero</b></p>
	3.00 - 4.00	<p>PANEL – <b>ADVANCES IN DIGITAL TECHNOLOGY</b>  Chairmen: <b>Claudio Marchetti, Hans-Florian Zeilhofer, Joerg Wiltfang, Alexander Schramm</b></p> <p><i>(15 minutes per speaker)</i></p> <p>3-D Cephalometric analysis – <b>Gwen R.J. Swennen</b>  Soft tissue prediction in cranio-maxillo-facial surgery – <b>Alberto Bianchi</b>  Navigation tools in cranio-facial corrections – <b>Hans-Florian Zeilhofer</b></p>



SALA BIANCA	2.00 - 4.00	<p>MEETING WITH GUEST SOCIETY – <b>ASMS ( American Society of Maxillofacial Surgeons )</b>  Introduction: <b>Andrew Wexler, President ASMS – Los Angeles, CA, USA</b>  <b>CONGENITAL CRANIOFACIAL ANOMALIES</b>  Chairmen: <b>Henry K. Kawamoto, Jr, Anil Madaree, Adrian Sugar, Claes Lauritzen</b></p> <p><i>(15 minutes per speaker)</i>  Scaphocephaly: the Venetian blind technique – <b>Andrew Wexler</b>  The orbit in craniosynostosis – <b>Joseph S. Gruss</b>  Orbital rim reconstruction in craniosynostosis – <b>John A. Pershing</b>  Frontocranionasal dysplasia – <b>Henry K. Kawamoto, Jr</b>  Today's techniques for the correction of congenital craniofacial anomalies: problems and management of complications – <b>Joachim A. Obwegeser</b>  Tessier's rare clefts: arrhinia, hemiarrrhinia, and proboscis lateralis – <b>S. Anthony Wolfe</b></p>
MEETING ROOM 1 MEETING ROOM 2 MEETING ROOM 3	2.00 - 4.00	ORAL ABSTRACT SESSIONS
EXHIBITION AREA	4.00 - 4.30	COFFEE – EXHIBITS
EUROPAUDITORIUM	4.30 - 5.00	<p>SPECIAL LECTURE  Introduction: <b>Luigi Clauser President EACMFS</b></p> <p>Orthognathic surgery and a tale of how the three main procedures came to be: a message to the young generations of surgeons – <b>Hugo L. Obwegeser, Zurich, Switzerland</b></p>
	5.00 - 6.30	<p>SYMPOSIUM – <b>ORTHOGNATHIC SURGERY</b>  Chairmen: <b>Konrad Wangerin, Gerson Mast, Edward Ellis, Giuseppe Siciliani</b></p> <p><i>(15 minutes per speaker)</i>  The vertical dimension in orthognathic surgery – <b>Winfried Kretschmer</b>  Enhancement of the lower face-autogeneuous sliding genioplasty with or without surgery of the lower jaw – <b>Johannes Hoenig</b>  Control of the condylar position in orthognathic surgery – <b>Massimo Politi</b>  Indication for monolateral BSSO – <b>Henry K. Kawamoto, Jr</b>  Rotation advancement of the face for a new dimension of attractiveness (the reverse face lift) and the treatment of snoring and sleep apnoea – <b>Hermann F. Sailer</b></p>



SALA ITALIA	5.00 - 6.30	<p>MEETING WITH GUEST SOCIETY – <b>SICMF ( Italian Association for Maxillofacial Surgery )</b> Introduction: <b>Sid Berrone, President SICMF</b></p> <p><b>ORAL BISPHOSPHONATE-INDUCED OSTEONECROSIS</b> Chairmen: <b>Giorgio Iannetti, Roberto Brusati, Claudio Marchetti</b></p> <p><i>(10 minutes per speaker)</i> Risk factors and clinical aspects – <b>Michele Mignogna</b> Why and when bisphosphonate therapy – <b>Vittorio Fusco</b> Surgical management: palliation or specific treatment? – <b>Alessandro Bedogni, Pierfrancesco Nocini</b> Mininvasive surgical therapy – <b>Francesco De Ponte</b> Conservative management – <b>Gianandrea Pelliccioni</b></p>
SALA BIANCA	5.00 - 6.30	<p>SYMPOSIUM – <b>ACMF / STRYKER</b> <b>Clinical update in oral and cranio-maxillofacial surgery</b></p> <p><i>(15 minutes per speaker)</i> The role of preoperative planning and intraoperative guidance in facial reconstruction – <b>Nils-Claudius Gellrich</b> Pediatric facial trauma – <b>Joseph S. Gruss</b> TMJ surgery – indications and treatment strategies – <b>Esben Aagaard</b> The clinical routine use of virtual models and templates in oral implantology and orthognathic surgery – <b>Alexander Schramm</b></p>
MEETING ROOM 1 MEETING ROOM 2 MEETING ROOM 3	5.00 - 6.30	ORAL ABSTRACT SESSIONS



SALA ITALIA SALA BIANCA MEETING ROOM 1 MEETING ROOM 2 MEETING ROOM 3	7.00 - 8.00	MASTERCLASSES – Coffee
EUROPAUDITORIUM	8.30 - 10.30	<p>RESEARCH – <b>MAXILLO-FACIAL MALIGNANCIES</b> Chairmen: <b>Enrico Sesenna, Roberto Cocchi, Klaus Graetz, Koji Kawaguchi</b></p> <p><i>(15 minutes per speaker)</i> Recurrent advanced oral cancer: when to operate – <b>Neal D. Futran</b> Locally advanced neck disease: resectable or curable – <b>Roberto Spriano</b> Pathobiology of head and neck cancer and consequences for treatment – <b>René C. Leemans</b> A histopathological study of the surgical margins in squamous carcinoma of the oral cavity: prognostic correlation – <b>Roberto Cocchi</b> Further perspectives of treatment in head and neck tumors – <b>Klaus Graetz</b></p>
SALA ITALIA	8.30 - 10.30	<p>CONTROVERSY – <b>AESTHETIC SURGERY</b> Chairmen: <b>Riccardo F. Mazzola, Maurice Mommaerts, Guillermo Raspall, Neven Olivari</b></p> <p><i>(15 minutes per speaker)</i> How to avoid complications in the periorbital area – <b>Giovanni Botti</b> Surgical look – <b>Darina Krastinova</b> New thinking regarding techniques in blepharoplasty – <b>John A. Persing</b> Nasal tip sculpturing - salient points – <b>Riccardo F. Mazzola</b> When not to do a facelift – <b>Jeffrey C. Posnick</b> Personal concepts of the vertical midface lift – <b>Johannes Hoenig</b></p>
SALA BIANCA MEETING ROOM 1 MEETING ROOM 2 MEETING ROOM 3	8.30 - 10.30	ORAL ABSTRACT SESSIONS
EXHIBITION AREA	10.30 - 11.00	COFFEE – EXHIBITS



EUROPAUDITORIUM	11.00 - 11.45	KEYNOTE LECTURE Management of the mandible in oral cancer: imaging, route of invasion – <b>James S. Brown, Liverpool, England</b>
	12.00 - 12.45	SPECIAL LECTURE The role of structural fat grafting in aesthetic & facial reconstructive surgery – <b>Sydney R. Coleman, New York, NY, USA</b>
SALA ITALIA SALA BIANCA MEETING ROOM 1 MEETING ROOM 2 MEETING ROOM 3	12.00 - 1.00	ORAL ABSTRACT SESSIONS
	1.00 - 2.00	LUNCH
EUROPAUDITORIUM	2.00 - 5.00	STATE OF THE ART – <b>ORBITAL SURGERY I</b> Chairmen: <b>Philippe Pellerin, Hans Peter Howaldt, Miso Virag, Dirk Richter</b>  (15 minutes per speaker) Expanding the orbit in children - 10 years experience with the osmotic hydrogel expanders – <b>Karsten Gundlach</b> Perspectives in orbital reconstruction – <b>Rainer Schmelzeisen</b> Complex periorbital reconstruction following tumor resection (soft tissue and bone) – <b>Joseph S. Gruss</b> Sphenoidal agenesis in neurofibromatosis: exophthalmos correction – <b>Concezio Di Rocco</b>
		STATE OF THE ART – <b>ORBITAL SURGERY II - ENDOCRINE ORBITOPATHY</b> Introduction Lecture – Transpalpebral decompression of endocrine ophthalmopathy by intraorbital fat removal (Olivari Technique): experience and progression after more than 3000 operations over 20 years – <b>Neven Olivari, Wesseling, Germany</b>  Chairmen: <b>Darina Krastinova, Dirk Richter, Johannes Hoenig, Concezio Di Rocco</b>  (15 minutes per speaker) Surgical strategy in the treatment of globe protrusion (Graves' disease, nonsyndromic exorbitism, high myopia) – <b>Darina Krastinova</b> Malar valgus osteotomy and orbital decompression in Grave's disease through aesthetic blepharoplasty incision – <b>Philippe Pellerin</b> Eyelids correction after transpalpebral fat decompression – <b>Dirk Richter</b>
SALA ITALIA	2.00 - 2.45	SPECIAL LECTURE Introduction – <b>Lee D. Pollan, President AAOMS, Rochester NY, USA</b>  Alloplastic TMJ reconstruction – <b>Peter D. Quinn, Philadelphia, PA, USA</b>



SALA ITALIA	3.00 - 5.00	<p>AO SYMPOSIUM – <b>ORTHOGNATHIC SURGERY</b>  Chairmen: <b>Giorgio Iannetti, Gerson Mast, Maurice Mommaerts</b></p> <p><i>(15 minutes per speaker)</i>  Controversies with the SSR0 – <b>Edward Ellis</b>  Endoscopic BSS0 – <b>Maurice Mommaerts</b>  Le Fort I, dorsal impaction – <b>Gerson Mast</b>  Segmental maxillary osteotomies – <b>Alberto Bozzetti</b>  Resorbables in orthognathic surgery – <b>Christian Lindquist</b>  DO in hemifacial microsomia – <b>Adrian Sugar</b>  DO in cleft patients – <b>Lim K. Cheung</b></p>
SALA BIANCA	2.00 - 5.00	<p>MEETING WITH GUEST SOCIETY – <b>JSOMS ( Japanese Society of Oral and Maxillofacial Surgeons )</b>  Introduction: <b>Jiniki Fukuta, President JSOMS, Fukuoka, Japan</b></p> <p><b>Diagnostic and surgical advancement in oral &amp; maxillofacial cancer</b>  Chairmen: <b>Koji Kawaguchi, Masahiro Urede</b></p> <p><i>(20 minutes per speaker)</i>  Clinical Impact of FDG-PET on the management of oral cancer – <b>Yoshimasa Kitagawa</b>  Diagnostic and surgical advancement in oral and maxillofacial cancer – <b>Barrie T. Evans</b>  Chemoradiotherapy using new superselective intraarterial infusion for advanced oral cancer – <b>Mitsudo Kenji</b>  The cyberknife robotic radiosurgery for head and neck cancer – <b>Koji Kawaguchi</b></p>
MEETING ROOM 1	2.00 - 3.00	ORAL ABSTRACT SESSIONS
MEETING ROOM 2		
MEETING ROOM 3	3.00 - 5.00	ORAL ABSTRACT SESSIONS
EXHIBITION AREA	5.00 - 5.30	COFFEE – EXHIBITS
EUROPAUDITORIUM	5.30	EACMFS GENERAL ASSEMBLY
PALAZZO RE ENZO	8.00	GALA EVENING



SALA ITALIA SALA BIANCA MEETING ROOM 1 MULTIFUNCTIONAL ROOM	7.00 - 8.00	MASTERCLASSES – Coffee
EUROPAUDITORIUM	8.30 - 10.30	<p>CONTROVERSY – <b>DISTRACTION OSTEOGENESIS</b> Chairmen: <b>Jeffrey C. Posnick, Roberto Brusati, Lim K. Cheung, Christian Krenkel</b></p> <p><i>(15 minutes per speaker)</i></p> <p>Syndromic faciocraniosynostosis: treatment strategy with distraction – <b>Eric Arnaud</b> Distraction osteogenesis in craniofacial surgery – <b>S. Anthony Wolfe</b> Lessons learned after 14 years: update on maxillofacial distraction osteogenesis, indications and devices – <b>Patrick A. Diner</b> Distraction osteogenesis vs conventional osteotomies in craniofacial deformities – <b>Henry K. Kawamoto, Jr</b> Orthognathic surgery and distraction-new horizons – <b>Konrad Wangerin</b></p>
SALA ITALIA	8.30 - 10.30	<p>RESEARCH – <b>MICROSURGERY</b> Chairmen: <b>Luigi Chiarini, Miso Virag, Yilin Cao, Guilhem Godlewski</b></p> <p><i>(20 minutes per speaker)</i></p> <p>A defect oriented approach to functional tongue reconstruction – <b>Neal D. Futran</b> Microsurgery reconstruction of middle &amp; lower third of the facial skeleton – <b>Pier F. Nocini</b> Microvascular reconstruction of the midface and skull base – <b>Rainer Schmelzeisen</b> Microsurgical reconstructive options for facial defects – <b>Wayne A. J. Morrison</b></p>
SALA BIANCA	8.30 - 10.30	<p>SYMPOSIUM – <b>ORAL SURGERY-ADVANCED IMPLANTOLOGY</b> Introduction: <b>Ugo Consolo</b></p> <p><b>TREATMENT OF ATROPHIC JAWS: RECONSTRUCTION AND ALTERNATIVES</b> Chairmen: <b>Ugo Consolo, Marco Degidi, Luca Scipioni</b></p> <p><i>(20 minutes per speaker)</i></p> <p>Reconstructions with Autologous bone: indications and predictability – <b>Raffaele Vinci, Stefano Tetè</b> Different possibilities in the rehabilitation of the atrophic maxilla – <b>Giuseppe Corinaldesi, Enrico Agliardi</b> Reconstruction with autologous bone and implant positioning through bone-supported guide and Navigator System – <b>Marco Rinaldi</b></p>
MEETING ROOM 1	8.30 - 10.30	ORAL ABSTRACT SESSION



EXHIBITION AREA	10.30 - 11.00	COFFEE – EXHIBITS
EUROPAUDITORIUM	11.00 - 11.45	KEYNOTE LECTURE Advances in soft tissue engineering and its potential role in head and neck reconstruction <b>Wayne A. J. Morrison, Melbourne, Victoria, Australia</b>
	12.00 - 12.45	FRANC ČELEŠNIC LECTURE Facial transplantation three years later – <b>Bernard Devauchelle, Amiens, France</b>
SALA BIANCA	11.00 - 12.00	SYMPOSIUM – <b>ORAL SURGERY-ADVANCED IMPLANTOLOGY</b>  <b>TREATMENT OF ATROPHIC JAWS: RECONSTRUCTION AND ALTERNATIVES</b> Chairmen: <b>Ugo Consolo, Raffaele Vinci, Giuseppe Corinaldesi</b>  (20 minutes per speaker) Treatment of posterior atrophic maxilla according to "morphogenic bone splitting" – <b>Luca Scipioni, Agostino Scipioni</b> Alternative treatment plans with limited available bone – <b>Marco Degidi</b>
SALA ITALIA MEETING ROOM 1	11.00 - 1.00	ORAL ABSTRACT SESSIONS
SALA BIANCA	12.00 - 1.00	ORAL ABSTRACT SESSION
EUROPAUDITORIUM	1.00 - 1.45	<b>CLOSING &amp; AWARDS CEREMONY</b>
	1.45 - 2.30	LUNCH
EUROPAUDITORIUM	2.30 - 3.15	SPECIAL LECTURE – Three-dimensional reconstruction of maxilla – <b>Michael S. Block, New Orleans, LA, USA</b>



SALA ITALIA SALA BIANCA MEETING ROOM 1	2.30 - 3.30	ORAL ABSTRACT SESSIONS
EUROPAUDITORIUM	3.30 - 6.00	<p>SPECIAL FORUM – <b>ORAL SURGERY – ADVANCED IMPLANTOLOGY</b>  Chairmen: <b>Jean F. Tulasne, Dieter Weingart, Christian Brandtner, Ugo Consolo</b></p> <p><i>(15 minutes per speaker)</i>  Advanced Reconstruction of the Mandible by Endo-Distraktion – <b>Christian Krenkel</b>  Bone grafting and Orthognathic Osteotomies – <b>Alfaro F. Hernandez</b>  The Oral Amputees – <b>Jean F. Tulasne</b>  Dental implants. challenges in the atrophic jaw – <b>Dieter Weingart</b>  Maxillo-facial rehabilitation of traumatic and edentulous patients – <b>Nabil Hokayem</b>  The mouth is more than a container full of teeth: controindication in advanced implantology – <b>Eelco C.J. Hakmann</b></p>
SALA ITALIA	3.30 - 6.00	<p>MEETING WITH GUEST SOCIETY – <b>IAOO (International Academy of Oral Oncology)</b>  <b>FUTURE PERSPECTIVES IN HEAD &amp; NECK ONCOLOGY</b>  Introduction: <b>Alexander D. Rapis, Programme Chairman IAOO, Athens, Greece</b></p> <p>Chairmen: <b>Klaus Graetz, Alexander D. Rapis, Enrico Sesenna</b></p> <p><i>(15 minutes per speaker)</i>  Do maxillofacial surgeons need a fellowship in head &amp; neck surgery? – <b>Miso Virag</b>  Microvascular reconstruction of the mandible and maxilla – <b>Julio Acero</b>  Microvascular soft tissue reconstruction of the oral cavity – <b>Enrico Sesenna</b>  Life quality after ablative tumor surgery – <b>Joerg Wiltfang</b>  Use of surgery after radiochemotherapy – <b>Klaus Graetz</b></p>
SALA BIANCA	3.30 - 6.00	ORAL ABSTRACT SESSION
MULTIFUNCTIONAL ROOM	8.45 - 5.00	NURSING SATELLITE SYMPOSIUM ( Italian participants only )



# PROGRAMME HIGHLIGHTS

SATURDAY, SEPTEMBER 6<sup>th</sup> 3.00 - 8.00

SUNDAY, SEPTEMBER 7<sup>th</sup> 9.00 - 5.30

Pre-Congress Course

Digital Photodocumentation in Cranio-Maxillo-Facial Surgery

*Hans P. Howaldt*

MONDAY, SEPTEMBER 8<sup>th</sup>

12.00 - 7.00 – Pre-Congress Course

Reconstruction & Rehabilitation of the Atrophic Maxillary and Mandibular Dentoalveolar Complex and Endo-Distraction Techniques

*Christian Krenkel, Christian Brandner*

12.00 - 7.00 – Trainees Meeting

Traumatology of the Cranio and Maxillo-Facial Area

*Julio Acero, Sid Berrone, Barrie T. Evans, Joseph S. Gruss, Henry K. Kawamoto, Jr, Jeffrey C. Posnick, Guillermo Raspall, Henri Thuau, S. Anthony Wolfe*

TUESDAY, SEPTEMBER 9<sup>th</sup>

11.15 - 12.00 – Opening Speech

Tissue Engineering Research: from Bench to Bedside

*Yilin Cao, Shanghai, China*

WEDNESDAY, SEPTEMBER 10<sup>th</sup>

11.00 - 12.00 – SPECIAL SESSION DEDICATED TO PAUL L. TESSIER

*Henry K. Kawamoto, Jr, Los Angeles, CA, USA*

*S. Anthony Wolfe, Miami, FL, USA*

12.00 - 1.00 – Special Session

“A life dedicated to Cranio & Maxillo-Facial Surgery”

Guests of Honour: *Camillo Curioni, Jean Delaire, Rudolph Fries, Costantino Giardino, Hans G. Lubr, Helene Matras, Louis C. Merville, Hugo Obwegeser, Emil W. Steinhauser*

4.30 - 5.00 – Special Lecture

Orthognathic surgery and a tale of how the three main procedures came to be: a message to the young generations of surgeons

*Hugo L. Obwegeser, Zurich, Switzerland*

THURSDAY, SEPTEMBER 11<sup>th</sup>

11.00 - 12.00 – Keynote Lecture

Management of the mandible in oral cancer: imaging route of invasion

*James S. Brown, Liverpool, England*

12.00 - 1.00 – Special Lecture

The role of structural fat grafting in aesthetic & facial reconstructive surgery

*Sydney R. Coleman – New York, NY, USA*

2.00 - 3.00 – Special Lecture

Alloplastic TMJ reconstruction

*Peter D. Quinn – Philadelphia, PA, USA*

FRIDAY, SEPTEMBER 12<sup>th</sup>

11.00 - 12.00 – Keynote Lecture

Advances in soft tissue engineering and its potential roles in head and neck reconstruction

*Wayne Allan J. Morrison – Melbourne, Victoria, Australia*

12.00 - 1.00 – Franc Čelešnik Lecture

Facial transplantation three years later

*Bernard Devauchelle – Amiens, France*

2.30 - 3.30 – Special Lecture

3D reconstruction of the maxilla

*Michael S. Block – New Orleans, LA, USA*



# PROGRAMME HIGHLIGHTS

## WHO SHOULD ATTEND

- EACMFS trainees and members
- Maxillofacial and Craniofacial surgery residents
- Maxillofacial and Craniofacial surgery assistants and office staff
- Oral surgery residents
- Oral and Maxillofacial surgery assistants and office staff
- Plastic Surgeons
- ENT Surgeons
- Neurosurgeons, Genetists and Neuroradiologists
- All dental specialists who want to be informed about current developments in Oral and Maxillofacial surgery

## WHY YOU SHOULD ATTEND

- Network with your colleagues at the largest biannual meeting of oral, maxillofacial and craniofacial surgeons in the Europe and help shape the future direction of the specialty
- Enhance your practice bring yourself up to date in the full scope of the specialty
- Customize your education by selecting the sessions that best suit your needs. The comprehensive program offers:
  - 15 major Symposia
  - 5 Keynote lectures
  - 20 limited attendance Masterclasses
  - 4 Meetings with Guest Society
- Abstract and poster sessions presenting the most advanced research
- Build a better practice with new management techniques
- Experience the extensive exhibition showcasing the latest technologies and products available to the oral and maxillofacial surgery practice



# PROGRAMME HIGHLIGHTS

## PURPOSE

The purpose of the XIX Congress of The European Association for Cranio-Maxillo-Facial Surgery, Scientific Sessions and Exhibition is to provide oral, maxillofacial and craniofacial surgeons, oral and maxillofacial surgery assistants and other dental professionals and speciality surgeons an opportunity to network and exchange ideas, to further professional development, advocate for the specialty and strive to improve patient healthcare outcomes

## PROGRAMME HIGHLIGHTS

Clinically relevant programs in key areas of oral and maxillofacial surgery, including:

- Traumatology of the Cranio and Maxillo-Facial Area
- Update on Maxillo-Facial Malignancies and Microsurgery
- State of the Art in Orbital Surgery and Distraction Osteogenesis
- Pediatric Cleft Lip and Palate
- TMJ, Advanced Implantology and Oral Surgery
- Craniofacial Surgery
- Tissue Engineering
- Advances in Digital Technology
- Advances in Oral Surgery and Advanced Implantology



# FACULTY

<i>Esben Aagaard</i>	Denmark	<i>Lim K. Cheung</i>	China
<i>Julio Acero</i>	Spain	<i>Luigi Chiarini</i>	Italy
<i>Enrico Agliardi</i>	Italy	<i>Cyrille Chossegros</i>	France
<i>Eric Arnaud</i>	France	<i>Roberto Cocchi</i>	Italy
<i>Alberto Bedogni</i>	Italy	<i>Sydney R. Coleman</i>	USA
<i>Sid Berrone</i>	Italy	<i>Ugo Consolo</i>	Italy
<i>Alberto Bianchi</i>	Italy	<i>Giuseppe Corinaldesi</i>	Italy
<i>Michael S. Block</i>	USA	<i>Camillo Curioni</i>	Italy
<i>Giovanni Botti</i>	Italy	<i>Bruno Dallapiccola</i>	Italy
<i>Alberto Bozzetti</i>	Italy	<i>Francesco De Ponte</i>	Italy
<i>James P. Bradley</i>	USA	<i>Bernard Devauchelle</i>	France
<i>Christian Brandtner</i>	Austria	<i>Marco Degidi</i>	Italy
<i>James S. Brown</i>	UK	<i>Concezio Di Rocco</i>	Italy
<i>Roberto Brusati</i>	Italy	<i>Patrick A. Diner</i>	France
<i>Yilin Cao</i>	China	<i>Edward Ellis</i>	USA
<i>Piero Cascone</i>	Italy	<i>Giovanni Ettore</i>	Germany



# FACULTY

<i>Barrie T. Evans</i>	UK	<i>Johannes Hoenig</i>	Germany
<i>Maurizio Fabbri</i>	Italy	<i>Nabil Hokayem</i>	Lebanon
<i>Alessandra Ferlini</i>	Italy	<i>Hans Peter Howaldt</i>	Germany
<i>Rudolf Fries</i>	Austria	<i>Giorgio Iannetti</i>	Italy
<i>Jinichi Fukuta</i>	Japan	<i>Koji Kawaguchi</i>	Japan
<i>Vittorio Fusco</i>	Italy	<i>Henry K. Kawamoto Jr</i>	USA
<i>Neal D. Futran</i>	USA	<i>Yoshimasa Kitagawa</i>	Japan
<i>Nils-Claudius Gellrich</i>	Germany	<i>Darina Krastinova</i>	France
<i>Costantino Giardino</i>	Italy	<i>Christian Krenkel</i>	Austria
<i>Guilhem Godlewski</i>	France	<i>Winfried Kretschmer</i>	Germany
<i>Srinivas Gosla Reddy</i>	India	<i>Kenichi Kurita</i>	Japan
<i>Klaus Graetz</i>	Switzerland	<i>Steven Langton</i>	UK
<i>Joseph S. Gruss</i>	USA	<i>Claes Lauritzen</i>	Sweden
<i>Karsten Gundlach</i>	Germany	<i>Maria Gabriella Lay</i>	Italy
<i>Eelco C. J. Hakmann</i>	The Netherlands	<i>Renè C. Leemans</i>	The Netherlands
<i>Alfaro F. Hernandez</i>	Spain	<i>Christian Lindquist</i>	Finland



# FACULTY

<i>John Lowry</i>	UK	<i>Pier F. Nocini</i>	Italy
<i>Hans Georg Luhr</i>	Germany	<i>Hugo L. Obwegeser</i>	Switzerland
<i>Anil Madaree</i>	South Africa	<i>Joachim A. Obwegeser</i>	Switzerland
<i>Christoph Yves Malik</i>	Germany	<i>Neven Olivari</i>	Germany
<i>Claudio Marchetti</i>	Italy	<i>Philippe Pellerin</i>	France
<i>Gerson Mast</i>	Germany	<i>Gian A. Pelliccioni</i>	Italy
<i>Helene Matras</i>	Austria	<i>John A. Persing</i>	USA
<i>David C. Matthews</i>	USA	<i>Massimo Politi</i>	Italy
<i>Riccardo Francesco Mazzola</i>	Italy	<i>Lee D. Pollan</i>	USA
<i>Louis C. Merville</i>	France	<i>Vladimir Popovski</i>	Macedonia
<i>Michele Mignogna</i>	Italy	<i>Jeffrey C. Posnick</i>	USA
<i>Kenji Mitsudo</i>	Japan	<i>Peter D. Quinn</i>	USA
<i>Maurice Mommaerts</i>	Belgium	<i>Alexander D. Rapidis</i>	Greece
<i>Wayne Allan J. Morrison</i>	Australia	<i>Guillermo Raspall</i>	Spain
<i>Carlos Navarro Vila</i>	Spain	<i>Dirk Richter</i>	Germany
<i>Dorrit W. Nitzan</i>	Israel	<i>Gino Rigotti</i>	Italy



# FACULTY

<i>Marco Rinaldi</i>	Italy	<i>Gwen R. J. Swennen</i>	Belgium
<i>Hermann F. Sailer</i>	Switzerland	<i>Stefano Teté</i>	Italy
<i>Nabil Samman</i>	China	<i>Henri Thuau</i>	UK
<i>Agostino Scipioni</i>	Italy	<i>Jean Francois Tulasne</i>	France
<i>Luca M. Scipioni</i>	Italy	<i>Gerhard Undt</i>	Austria
<i>Rainer Schmelzeisen</i>	Germany	<i>Masahiro Urede</i>	Japan
<i>Judith L. Schmid</i>	Germany	<i>Francesco Velardi</i>	Italy
<i>Alexander Schramm</i>	Germany	<i>Raffaele Vinci</i>	Italy
<i>Enrico Sesenna</i>	Italy	<i>Miso Virag</i>	Croatia
<i>Domenico Scopelliti</i>	Italy	<i>Konrad Wangerin</i>	Germany
<i>Giuseppe Siciliani</i>	Italy	<i>Dieter Weingart</i>	Germany
<i>Brian C. Sommerlad</i>	UK	<i>Andrew Wexler</i>	USA
<i>Giuseppe Spriano</i>	Italy	<i>Joerg Wiltfang</i>	Germany
<i>Emil W. Steinhäuser</i>	Germany	<i>S. Anthony Wolfe</i>	USA
<i>Phillip Streckbein</i>	Germany	<i>Hans Florian Zeilhofer</i>	Germany
<i>Adrian Sugar</i>	UK		





OsteoClub is committed to providing the surgeon with innovative products and state of the art rigid fixation systems. Our unique modular delivery systems and patented self-drilling screw technology represent the pinnacle of clinical technology. From pediatric craniofacial surgery to adult mandibular trauma and reconstruction, OsteoClub's comprehensive offering can meet all your clinical needs. Some of our state of art systems are:

## **Arnett System™** ...superior aesthetic results!

- ✓ Maxillary Plates are pre-shaped for passive adaptation to the buttress regions
- ✓ Maxillary Plates are reversible allowing left or right side placement
- ✓ Maxillary Plates provide maximum strength assuring stability for large advancements
- ✓ Plate selection accommodates all multi-segment LeFort I patterns
- ✓ BSSO plates are designed to cover the full range of advancements
- ✓ 2.0mm screws for bi-cortical and mono-cortical applications



## **OsteoPower Surgical Handpiece System™**

- ✓ Comprehensive Handpiece Module Selection covers a Variety of Small Bone Specialties
- ✓ High Speed Drills and Burs
- ✓ Dual and Single Footswitch Capabilty
- ✓ Footswitch Motor Unit offers a Lower Profile for Surgeons who prefer Footswitch operation





# ***OSTEO*BIOLOGICS**

As the medical industry continues to develop biomaterial technology, OsteoMed strives to provide surgeons with numerous alternatives to the previously available surgical options while contributing to the highest quality of life for our patients:

## **OsteoHarvester™**

**Autogenous bone is the gold standard for bone grafting material. The OsteoHarvester allows the surgeon to harvest and morselize autogenous bone in a single automated step. Using a unique drill design, the OsteoHarvester provides a minimally invasive method for harvesting cortical and cancellous bone particulate.**



## **OsteoVation® Bone Void Filler**

**The Next Generation in Bone Cement:**

- ✓ **Enhanced mechanical properties providing superior tensile and flexural strength**
- ✓ **Improved intraoperative handling properties including the choice of Impaction or Injection**
- ✓ **Allows for optional drilling and placement of screws**
- ✓ **Remodels via cell-mediated activity**



**A TRADITION OF QUALITY AND INNOVATION**



# SPONSORS

*EACMFS wishes to thank all the Companies  
for their generous support provided to the successful realization  
of the XIX Congress, EACMFS 2008*

*PLATINUM SPONSOR*

# stryker®



# SPONSORS

## GOLD SPONSORS

BIOMET®

DELTEX 

 **Nobel  
Biocare™**  
*making you smile™*

 **straumann**

 **SYNTHES®**

## SILVER SPONSORS

**Distrex®**  
PARTNER IN CHIRURGIA

**KLS martin**  
GROUP

  
**Medicon**  
Instrumente  
the art of surgery

**OSTEOCLUB** Srl

 **OSTEOMED**

**STORZ**  
KARL STORZ — ENDOSKOPE



# EXHIBITORS

PAD.  
23



**3dMD**  
North America  
& Asia Pacific Operations  
100 Galleria Parkway  
Suite 1070  
Atlanta, GA 30339, USA  
Phone: +1 770.612.8002  
Europe, Middle East  
& Africa Operations  
Vicarage House  
58-60 Kensington Church Street  
London W8 4DB, UK  
Phone: +44 (0) 207 368 1630  
[www.3dmd.com](http://www.3dmd.com)

With 250-plus 3D customers worldwide, 3dMD systems are the most widely used high-precision 3D surface imaging devices in leading teaching institutions, hospitals and private practices with an outstanding reputation for accuracy, speed, and reliability. While integrated with third-party software, 3dMD also provides sophisticated 3D software for visualization, measurement, and evaluation of the craniofacial complex, with surgical outcome simulation tools using the patient's fused image (CT /3dMD).

PAD.  
35



**akrus GmbH & Co KG**  
Otto Hahn Str 3  
25337 Elmshorn  
Phone: +49 4121 791930  
Fax: +49 4121 791939  
[www.akrus.de](http://www.akrus.de)

Akrus, since 1946 is one of the leading manufacturers of medical devices. The multifaceted range of products includes, but is not limited to:

- surgical beds and chairs
- patient recovery and transport chairs
- doctor stools

As a long-standing company akrus is renown for unsurpassed quality and outstanding customer service beyond the borders of Germany. Our highly qualified and motivated team has always been able to promptly respond to our customer's demands.

PAD.  
27



**Baxter**  
Viale Tiziano, 25  
00196 Roma  
Phone: (+39) 06 32491-1  
Fax: (+39) 06 322 1643

At Baxter, our primary goal is to save and sustain lives worldwide. Every day, our products and services help treat thousands of people around the world with some of the most complex conditions from hemophilia to cancer and immune disorders to kidney disease.

FOYER  
EUROPA  
5



**BIOMET**  
EMEA Headquarters  
WTC Alameda Park, Ed.1,  
Planta 1ª PL.de la Pau s/n  
08940 Cornellà de Llobregat  
Barcelona, Spain  
Phone: +34 93 470 55 00  
Fax: +34 93 371 78 49  
[www.biomet3i.com](http://www.biomet3i.com)

BIOMET Microfixation and BIOMET 3i, both subsidiaries of Biomet Inc, are worldwide leaders in the design and manufacturing of products for the craniomaxillofacial and dental markets.

BIOMET Microfixation offers a wide variety of craniomaxillofacial products, including titanium plates and screws for craniomaxillofacial and thoracic fixation.

BIOMET 3i develops, manufactures and distributes oral reconstructive products such as dental implant components and bone and tissue regenerative materials.



# EXHIBITORS

FOYER  
EUROPA  
5 bis



**DELTEX**  
Tour Montparnasse,  
33 Avenue du Maine  
F-75755 PARIS CEDEX 15 France  
Phone: +33 (0)1 45 10 20 60  
Fax: +33 (0)1 45 10 20 62  
[www.deltex.fr](http://www.deltex.fr)

Deltex is a French company specialized in developing, manufacturing and distributing cranio maxillofacial surgery products. It also has a product line for orthodontic anchorage. Certified ISO9001 and CE marked, Deltex has its own production and conditioning units. It was one of the first to patent the concept of sterile in this sector with a set assembled on request that offers the products ready for setting. Aware of the experts needs, the R&D department creates innovative and effective solutions.

PAD.  
34



**DI3D**  
**Dimensional Imaging Ltd**  
1 Ainslie Road  
Glasgow G52 4RU  
Scotland, UK  
Phone: +44 141 585 6480  
Fax: +44 141 585 6301  
[www.di3d.com](http://www.di3d.com)

Dimensional Imaging develops and markets the DI3D™ range of 3D and 4D surface image capture and related products. Dimensional Imaging's revolutionary DI3D™ technology delivers the highest resolution and most photo-realistic 3D surface imaging available on the market. DI3D™ surface images can easily be overlaid on CBCT data using third party software.

FOYER  
ITALIA  
7



**DISTREX S.p.A.**  
Via P.Donà, 9  
I - 35129 Padova  
Phone: [+39] 049 - 77 55 22  
Fax: [+39] 049 - 80 73 966  
[www.distrex.it](http://www.distrex.it)

**MEDICON**  
Gänsäcker 15, D-78532  
Postfach 44 55, D-78509 Tuttlingen  
Phone: +49 (0) 74 62 / 20 09 - 0  
Fax: +49 (0) 74 62 / 20 09 - 50  
[www.medicon.de](http://www.medicon.de)

Distrex S.p.A. is a leader distributor company in the Maxillo-Facial surgical specialty with the new Medicon Implant-Art Titanium System for Osteosynthesis and the innovative Hilotherm for post-surgical isothermal therapies. Thanks to its spread network of qualified consultants, Distrex S.p.A. is present everyday beside the surgeon, supporting him with innovative medical devices and exclusive surgical solutions to satisfy his critical needs, and improving the patient's quality of life and comfort.

MEDICON eG was founded in 1941 through the merger of 6 companies specialising in the production of surgical tools. Over 30,000 items are currently produced at 16 MEDICON production facilities in the Tuttlingen region. High-quality MEDICON products are sold in over 120 countries world-wide. Every product is made in Germany. MEDICON is dedicated to creating a mutually rewarding, reliable and effective partnership both today and for the future. In all world markets. MEDICON - Made in Germany!

PAD.  
26



**Dolphin**  
North America - US/Canada  
9200 Eton Avenue, Chatsworth, CA  
91311-5807, USA  
Toll Free: 800.548.7241  
Office: +1.818.435.1368  
Fax: +1.818.435.1369  
Off-hours emergency:  
+1.818.687.6327  
[info@dolphinimaging.com](mailto:info@dolphinimaging.com)

Dolphin provides quality imaging, diagnostic and management solutions for dental-specialty practices and institutions. An industry leader since 1988, we offer advanced software solutions and unrivalled service. Our products have always been based on an "open platform."

We have earned our reputation for having the best customer service and support. Our friendly and motivated team members are dedicated to meeting any needs you may have. Further, our popular annual user's conference is often referred to as the best "meeting" in the profession.



# EXHIBITORS

<p><b>PAD. 36</b></p>		<p><b>Geistlich Pharma AG</b> Engstringerstrasse 5 Postfach 8952 Schlieren Schweiz Phone: +41 44 733 88 33 Fax: +41 44 733 88 55 <a href="http://www.geistlich.com">www.geistlich.com</a></p>	<p>Geistlich Biomaterials is highly specialized in biomedicine and is worldwide market leader in regenerative dentistry. Our medical products are biological matrices for the regeneration of bone and soft tissue. They reliably provide a guide-rail function for new tissue, which can effectively grow into the defect and regenerate body structures. Geistlich Biomaterials is a team of highly qualified staff with a broad network of contacts to researchers and practitioners throughout the whole world.</p>
<p><b>PAD. 18</b></p>		<p><b>IBRA Administration Office</b> St. Alban-Anlage 68 CH-4052 Basel, Switzerland Phone: +41 (0)61 319 05 05 Fax: +41 (0)61 319 05 19 <a href="http://www.ibra.ch">www.ibra.ch</a></p>	<p><b>IBRA</b> (the <b>I</b>nternational <b>B</b>one <b>R</b>esearch <b>A</b>ssociation) is a financially independent, internationally oriented non-profit organisation, for specialised clinicians and research scientists. IBRA's core activity is the future-oriented advancement of bone-tissue research and management focusing particularly on bone biology, including osteointegration, bone generation and soft-tissue reaction, maxillofacial and orthopaedic rehabilitation, materials research including hardware development, biomechanics, tissue engineering, surgical procedures and clinical management.</p>
<p><b>PAD. 28</b></p>		<p><b>Inion Oy</b> Lääkärintkatu 2 FIN-33520 Tampere, Finland Tel. +358-10-830 6600 Fax. +358-10-830 6601 info@inion.com <a href="http://www.inion.com">www.inion.com</a></p>	<p>Inion Oy is a medical devices company focused on the development and manufacture of innovative biodegradable and bioactive medical implants, which give rise to significant advantages from both a patient's and a clinician's perspective. Inion's core biomaterials technology – Inion Optima™ – represents a range of proprietary biodegradable biomaterials with great potential for use in medical implants that enhance the healing of bone or soft tissue injuries to the skeleton.</p>
<p><b>FOYER ITALIA 15</b></p>		<p><b>KLS Martin</b> Gebrueder Martin GmbH &amp; Co. KG Ludwigstaler Straße 132, 78532 Tuttlingen, Germany <a href="http://www.klsmartin.com">www.klsmartin.com</a></p>	<p>KLS Martin collaborates with researchers from all over the world and, in particular, with the S.O.R.G. (Strasbourg Osteosynthesis Research Group). Our joint goal is to promote the development of implants for use in oral and maxillofacial surgery. Today, KLS Martin is an innovation and global market leader in several market segments.</p>
<p><b>PAD. 32/33</b></p>		<p><b>Materialise NV</b> Technologielaan 15 3001 Leuven, Belgium Phone: +32 16 39 66 57 Fax: +32 16 39 66 00 <a href="http://www.materialise.com">www.materialise.com</a></p>	<p>With its head office in Belgium and branches all over the world, Materialise is best known for its activities in rapid prototyping. They also enjoy a famous reputation as provider of innovative software solutions. Materialise has acquired the position of a major player in medical image processing and surgery simulation. Its medical solutions are globally used by renowned hospitals, research institutes and clinicians. The group has several subsidiaries worldwide and employs over 600 people in 4 divisions. Materialise Dental offers 3D Digital Dentistry solutions (implantology, OMS, Ortho). SimPlant OMS focuses specifically on orthognathic surgery. Clinicians can perform 3D ceph analyses, plan hard tissue repositioning, predict occlusion, visualize soft tissue changes and superimpose digital photos on CT data. Orthognathic splints or wafers ensure optimal jaw positioning during surgery. Materialise Dental is represented worldwide and is a trusted partner for dental practices and research institutions.</p>



# EXHIBITORS

PAD.  
21



**MECTRON S.p.A.**  
Via Loreto, 15/A  
16042 Carasco (GE) - ITALY  
Phone: +39 0185 35361  
Fax: +39 0185 351374  
[www.mectron.com](http://www.mectron.com)

Mectron was founded at the end of the Seventies near Genoa by two engineers and ever since it committed itself to the development of advanced dental products. Nowadays Mectron exports in over 70 countries and focuses on three fields: prophylaxis (ultrasonic scalers and air polishers), light-curing and bone surgery.

Mectron has been the first company using titanium for scaler handpieces, inventing the first LED curing lamp and developing the device Piezosurgery® for piezoelectric bone surgery. From now on, Mectron products will be present also in the medical field through its brandnew and sophisticated Piezosurgery® Medical.

FOYER  
ITALIA  
14

**MEDARTIS®**

**MEDARTIS®**  
AG, Austrasse 24  
CH-4051 Basel, Switzerland  
Phone: +41 (0)61 228 18 18  
Fax: +41 (0)61 228 18 00  
[www.medartis.com](http://www.medartis.com)

MEDARTIS® is providing surgeons and operating theatre personnel in CMF - and Orthopaedic surgery with innovative implants, instruments and services that represent advances in osteosynthesis and thus patients' quality of life. MEDARTIS® relies on close collaboration with surgeons, scientists, universities and hospitals. The partnership with IBRA is to offer scientifically founded treatment solutions and high-quality products along with first class service. Educational courses and workshops in the field of bone reconstruction will be the foundation for future patient treatments.

PAD.  
25



**Medicim**  
Kardinaal Mercierplein 1  
B - 2800 Mechelen

Medicim NV Innovative solutions for better patient care  
Medicim gives you highly innovative solutions to help in your search for better patient care. Close collaboration between health professionals and engineers is the basic pillar of Medicim. Maxilim is Medicim's 3D image-based planning software. Maxilim provides solutions to support diagnosis, orthognathic surgery, distraction procedures and orthodontics. Maxilim helps you to give your patient the best treatment towards function and aesthetics.

PAD.  
30/31



**Mondeal Medical System GmbH**  
Moltkestrasse,39  
78532 Tuttlingen, Germany  
Phone: +49 7461 93320  
Fax: +49 7461 93328  
mail@mondeal.it  
[www.mondeal.de](http://www.mondeal.de)

MONDEAL is one of the leading German manufacturers of high quality titanium implants for oral-maxillo-facial surgery. The innovative products such as the ENDO-DISTRACTOR, BULL BONE MILL (BBM), Sinus Implant Stabilizer (SIS) reflect the very high standard of premium manufacturing. Offered are implants for Osteosynthesis (Combo 3000) and Orthodontics (LOMAS, BENEFIT) and a wide range of Pre-Implantology products such as tags, mesh, membranes, instruments etc. complete the comprehensive range.



# EXHIBITORS

FOYER  
EUROPA  
3



**Nobel Biocare Services AG**  
Postfach - 8058 Zurich-Airport,  
Switzerland  
Phone: +358 9 343 69 70  
Fax: +358 9 343 69 774  
[www.nobelbiocare.com](http://www.nobelbiocare.com)

Nobel Biocare is a medical devices group and the world leader in innovative esthetic dental solutions. Nobel Biocare is a full solution provider for restorative esthetic dentistry, offering a wide range of innovative Crown & Bridge & Implant products, training and education, patient information and clinically documented treatment concepts. The Company is domiciled and headquartered in Zurich, Switzerland. Production takes place at 6 production sites located in Sweden, the US, Japan, and Israel.

FOYER  
ITALIA  
9/10



**OsteoMed**  
3885 Arapaho Road  
Addison, TX 75001  
Customer Service: 800-456-7779  
Phone: 972-677-4600  
Fax: 972-677-4601  
[info@osteomedcorp.com](mailto:info@osteomedcorp.com)

OsteoMed is a leading global innovator, developer, manufacturer and marketer of specialty medical devices, surgical implants and powered surgical instruments. The company's success is driven by its ability to develop and deliver innovative, quality products that improve patient outcomes and offer technically advanced, simple and cost effective solutions for its surgeon and hospital customers. Our state of the art manufacturing facility and world headquarters is located in Dallas, Texas. OsteoMed specializes in small bone reconstruction and trauma surgical devices targeted primarily to the Oral Maxillofacial, Neuro, Plastic Reconstructive, Otolaryngology (ENT), upper and lower small bone surgical specialties.

FOYER  
ITALIA  
9/10



**Osteoclub Srl**  
Strada Cattane, 8c  
36100 VICENZA  
Phone: 0444-570967  
[www.osteoclub.com](http://www.osteoclub.com)

Osteoclub is the first Italian "Club" in the medical field. Its organization consists of an exclusive national sales network, specialized in selling innovative surgical devices to Italian Hospitals. The Club organizes "Live Surgery" courses and trainings thanks to the scientific collaboration with prestigious Universities and Clinics. We are focused on maxillo-facial and trauma, neurosurgery, dental, alveolar and orthopaedic market. Our organization offers a continuing technical assistance and an exclusive post-sale service both to Public and Private Hospitals.

PAD.  
29



**ACTEON**  
17 avenue Gustave Eiffel  
33708 MERIGNAC CEDEX  
Phone: 05 56 34 06 07  
Fax: 05 56 34 92 92  
[info@acteongroup.com](mailto:info@acteongroup.com)  
[www.acteongroup.com](http://www.acteongroup.com)

Leader in small dental equipment and consumables (**Satelec**, **Pierre Rolland** and **Sopro**), Acteon employs 760 people in five manufacturing sites, eight subsidiaries and five representative offices in the major international markets. The equipment division **Satelec**, inventor of the first piezoelectric scaler over 30 years ago, is still world leader in piezo-ultrasonic generators, with a complete high-tech range for dentistry including osteotomes, polishers, electrosurges, curing lights and autoclaves.



# EXHIBITORS

FOYER  
ITALIA  
8



**KARL STORZ GmbH & Co. KG**  
Mittelstr. 8, 78532 Tuttlingen  
Postfach 230, 78503 Tuttlingen  
Germany  
Phone: +49 (0)7461 708-0  
Fax: +49 (0)7461 708-105  
[www.karlstorz.com](http://www.karlstorz.com)

KARL STORZ is a renowned manufacturer that is well established in all fields of endo-scopy and can be considered as market leader in rigid endo-scopy. The still family held company was founded in 1945 in Tuttlingen, Germany, and has grown to one with a worldwide presence and 4000 employees. KARL STORZ offers a range of both rigid and flexible endo-scopes for a broad variety of applications. Today's product range also includes fully integrated concepts for the OR and servicing.

FOYER  
EUROPA  
4



**institut Straumann AG**  
Peter Merian-Weg 12  
CH-4002 Basel  
Switzerland  
Phone: +41 61 965 11 11  
Fax: +41 61 965 11 01  
[www.straumann.com](http://www.straumann.com)

Headquartered in Basel, Switzerland, Straumann is a global leader in implant and restorative dentistry and oral tissue regeneration. In collaboration with leading clinics, research institutes and universities, Straumann researches, develops, produces and distributes dental implants, instruments, CAD/CAM prosthetics and tissue regeneration products for use in tooth replacement and restoration solutions or to prevent tooth loss. For more information, please visit the company website at [www.straumann.com](http://www.straumann.com)

FOYER  
EUROPA  
1



**Stryker SA**  
Cité-Centre, Grand-Rue 92,  
P.O. Box 1568  
1820 Montreux – Switzerland  
Phone: +41 21 966 12 01  
Fax: +41 21 966 12 00  
[www.strykereurope.com](http://www.strykereurope.com)

Stryker is a leader in the worldwide orthopaedic market and is one of the world's largest medical device companies. Stryker delivers results through a wide range of capabilities including joint replacements, trauma, spine and micro implant systems, orthobiologics, powered surgical instruments, surgical navigation systems, endoscopic products as well as patient handling and emergency medical equipment. Our philosophy: we believe results speak louder than words.

FOYER  
EUROPA  
2



**Synthes GmbH**  
Eimattstrasse 3  
CH-4436 Oberdorf  
Switzerland  
Phone: +41 (0)61 965 61 11  
[info@synthes.com](mailto:info@synthes.com)

Synthes is a leading global medical device company. We develop, produce and market instruments, implants and biomaterials for the surgical fixation, correction and regeneration of the human skeleton and its soft tissues. Our goal is to provide the safest and most advanced products and technologies that ensure reliable operating procedures, rapid recovery and a pain-free life after surgery. We avouch for high quality, constant innovation and consistent customer orientation.



# EXHIBITORS

PAD.  
20



**Surgi-Tec**  
Lieven Bauwensstraat 20  
BE-8200 BRUGGE BELGIUM  
Phone: + 32 (0)50 32 35 81  
Fax: + 32 (0)50 31 30 43  
International sales manager:  
Mr. Bart Mollie  
bart.mollie@surgi-tec.com  
info@surgi-tec.com  
[www.surgi-tec.eu](http://www.surgi-tec.eu)

Surgi-Tec is since 10 years manufacturer in high quality Maxillo Facial Distraction Devices such as Trans Palatal Distraction, curtly TPD®, Trans Mandibular Distraction, curtly TMD® and Crest Expander. Beside this, Surgi-Tec is also specialized in a Orthodontic Anchorage System better known as ST Bone Anchor. Surgi-Tec offers a wide range of Osteosynthesis Screws and tools.

FOYER  
ITALIA  
11/13



**TEKKA** - Z.I. de Sacuny -B.P. 82  
-118 avenue Marcel Merieux-69530  
BRIGNAIS-FRANCE  
Phone: 478569700  
Fax: 0478560163  
tekka@tekka.com  
[www.tekka.com](http://www.tekka.com)

Designer, manufacturer and sales in many countries of osteosynthesis products and devices for dental implantology, orthodontics and cranio-maxillo-facial surgery.

PAD.  
37



**Titimed BVBA**  
Stationstraat 27  
8940 Wervik, Belgium  
Phone: +32 (0)56 620 291  
Fax: +32 (0)56 620 297  
info@titimed.be  
[www.titimed.be](http://www.titimed.be)  
[www.titimed.com](http://www.titimed.com)

Titimed manufactures a complete range of fixation systems in titanium for the oral and maxillofacial surgeon. In December 2005 we launched a new palatal distractor, which we call the (UNI-)Smile Distractor. It is simple in design, small in dimension, safe and reliable in use. Most important there is an excellent patient compliance referring to hygiene and comfort.

PAD.  
24



**VE.DI.SE. Hospital SpA**  
Via Portuense 949/A  
00148 ROMA, Italy  
Phone: +39 06 65671922  
Fax: +39 06 65670255  
[www.vedise.it](http://www.vedise.it)

**Porex Surgical GmbH**  
Lindwurmstr. 101  
80337 Munich, Germany  
Phone: +49-89-2324.150  
Fax: +49-89-2324.1515  
[www.porexsurgical.com](http://www.porexsurgical.com)

VE.DI.SE. Hospital SpA is the Italian company partner of Porex Surgical for the distribution of their products in Italy. Porex Surgical provides surgeons with an expanding range of options for reconstruction and augmentation: Surgical implants made of MEDPOR® Biomaterial are offered in preformed shapes or shaped for a patient's individual needs. In addition, Porex Surgical offers drains and surgical markers for various specialties.





# EXHIBITORS

<p><b>PAD. 22</b></p>	 <p><b>Vivoxid</b>          Tykistökatu 4 A          FI-20520 Turku          Finland          Phone: +358 20 7622 266          Fax: +358 20 7622 262  <a href="http://www.vivoxid.com">www.vivoxid.com</a></p>	<p>Vivoxid Ltd, founded in 2001, is a high technology biomaterial company concentrating on tissue regeneration. Vivoxid develops, manufactures and markets new generation biomaterial products and production services within the medical device sector.</p> <p>Within technology sector Vivoxid markets its BonAlive® bioactive glass and biodegradable polymer composite products for bone reconstruction, FiberLive® biodegradable fibreglass composites are under development for load-bearing biodegradable implants and MetAlive® soft tissue attachment technology for implant surfaces.</p>
<p><b>PAD. 19</b></p>	 <p><b>Zimmer Dental Italy</b>          Via Matteotti 98          31029 Vittorio Veneto          Phone: 0438 555573          Fax: 0438 553181  <a href="mailto:zimmerdentalitaly@zimmer.com">zimmerdentalitaly@zimmer.com</a>  <a href="http://www.zimmerdental.com">www.zimmerdental.com</a></p>	<p>Zimmer Dental con sede San Diego/Carlsbad, California, è una divisione di Zimmer Holding, colosso in ortopedia (Warsaw, Indiana). Specializzata nella progettazione, realizzazione e diffusione di prodotti per l'implantologia, prodotti rigenerativi e di riabilitazione protesica, è tra le principali aziende implantologiche ed ha un importante numero di brevetti internazionali. Zimmer Dental supporta iniziative di ricerca e formazione odontoiatrica da proporre ai professionisti del settore con i programmi di Continuing Education.</p>
<p><b>CORRIDOR 0</b></p>	 <p><b>AO FOUNDATION</b>          Clavadelerstrasse 8          7270 Davos          Switzerland          Phone: +41 81 414 21 11          Fax: +41 81 414 22 80  <a href="http://www.aofoundation.org">www.aofoundation.org</a></p>	<p>The AO Foundation is a medical non-profit organization with international research and educational activities led by surgeons specialized in trauma, spinal, craniomaxillofacial, and veterinary surgery. Its mission is to foster and expand its network of healthcare professionals in education, research, development, and clinical investigation to achieve more effective patient care worldwide.</p>
<p><b>MAIN ENTRANCE P</b></p>	 <p><b>LEICA MICROSYSTEMS S.p.A.</b>          Via Ettore Bugatti 12          20142 MILANO          Tel. +039 02 57486.1          Fax +039 02 57403475  <a href="http://www.leica-microsystems.com">www.leica-microsystems.com</a></p>	<p>Leica Microsystems is a leading global designer and producer of innovative high-tech precision optics systems for the analysis of microstructures. It is one of the market leaders in each of the fields of Microscopy, Confocal Laser Scanning Microscopy, Imaging Systems, Specimen Preparation and Medical Equipment.</p> <p>Comprising nine manufacturing facilities in seven countries, sales and service companies in 20 countries and an international network of dealers, the company is represented in over 100 countries.</p>



# BOOKSHOP BOOTHS

<b>CORRIDOR H</b>		<b>MediTheque (Librairie / Bookshop)</b> 88, rue des Moines F-75017 Paris (France) Phone: (+33)(0)1 42 28 17 35 Fax: (+33)(0)1 42 28 21 17 meditheque@noos.fr <b>www.meditheque.fr</b>	Medical publications (books & multimedia products) from leading publishers all over the world.
<b>CORRIDOR M</b>		<b>Wisepress Online Bookshop</b> The Old Lamp Works 25 High Path Merton Abbey London SW19 2JL – UK Phone: +44 20 8715 1812 Fax: +44 20 8715 1722 bookshop@wisepress.com <b>www.wisepress.com</b>	Wisepress.com, Europe's leading conference bookseller, has a complete range of books and journals relevant to the themes of the meeting. Books can be purchased at the stand or, if you would rather not carry them, posted to you – Wisepress will deliver worldwide. In addition to attending 250 conferences per year, Wisepress has a comprehensive medical and scientific bookshop online with great offers, some up to 40% off the publisher list prices.
<b>CORRIDOR I</b>		<b>Elsevier Ltd</b> Address: 32 Jamestown Rd, London, NW1 7BY Phone: +44 (0) 1865 474 011 Fax: +44 (0) 1865 474 011 <b>www.elsevierhealth.com</b>	Elsevier is the leading global publisher of medical journals, books and electronic products. Our imprints include Saunders, Churchill Livingstone and Mosby.  Products: Journal of Cranio-Maxillofacial Surgery – The official publication of the European Association for Cranio-Maxillofacial Surgery Books: Baker, Local Flaps in Facial Reconstruction; Ward Booth, Maxillofacial Surgery; Cummings, Otolaryngology

## SCIENTIFIC BOOTHS

### ASM

Associazione Italiana Studio Malformazioni

### EACMFS

#### 2010 EACMFS Congress

BRUGGE, Belgium September 14th-18th,2010

#### 2012 EACMFS Congress

DUBROVNIK, Croatia 2012

### FONDAZIONE SMILE

Fondazione Operation Smile Italia Onlus

CORRIDOR, G

### IMPROMED

Continuing Medical Education for Physicians

CORRIDOR, D

CORRIDOR, A

### IAOMS

International Association of Oral and maxillofacial Surgeons

CORRIDOR, F

CORRIDOR, B

### BSCOSO 2009

CORRIDOR, E

CORRIDOR, N


### SICMF

Società Italiana di Chirurgia maxillo-Facciale

CORRIDOR, L

CORRIDOR, C





**SonicWeld Rx**

## A Revolution in Cranio-Maxillofacial Osteosynthesis

Experience all benefits of a unique and revolutionary osteosynthesis technique worldwide:

- 100% amorphous and biodegradable thanks to pure PDLLA
- Highest stability thanks to cortical as well as cancellous anchorage and immediate locking effect between PDLLA pin and plate
- Unprecedented application and safest handling thanks to ultrasonic driven introduction of the resorbable materials

**Surgical Innovation is our Passion.**

**KLS martin**  
GROUP



# SOCIAL PROGRAMME

TUESDAY, SEPTEMBER 9<sup>th</sup>

## *Opening Ceremony and President's Reception*

The official Opening Ceremony and President's Reception for registered participants, accompanying persons and exhibitors will take place in the Euro-pauditorium of the congress venue, Palazzo della Cultura e dei Congressi

---

*Included in the registration fee  
Business attire*





# SOCIAL PROGRAMME

WEDNESDAY, SEPTEMBER 10<sup>th</sup>

## Excursion

All the participants and accompanying persons can enjoy different kinds of dinners in very original sites  
The themes of the evening will be:

---

*Not included in the registration fee*  
*Limited number of places*

- *Emilia, Land of Motors (Maranello – Modena)*  
*Dinner will be held in the Galleria Ferrari, the official Museum of Ferrari where historical cars are displayed*



- *Dinner at the Castle (Ferrara)*  
*The venue of the dinner is Castello Estense (XIII century), the official seat of the Este family, one of the most famous of the Italian Renaissance*





# SOCIAL PROGRAMME

THURSDAY, SEPTEMBER 11<sup>th</sup>

*Gala Evening*

A pleasant gala evening at Palazzo Re Enzo. It has a rich and illustrious history. This Palace, built at the beginning of the 13th century, is located in the centre of Bologna, Piazza Maggiore, one of the most beautiful squares in the world



*Not included in the registration fee*  
*Limited number of places*  
*Formal attire (Dinner Jacket, Evening Gown)*





# ABSTRACT SUBMISSION

THE ABSTRACT SUBMISSION DEADLINE IS MAY 2<sup>nd</sup>, 2008

On-line submission of abstracts only ([www.eacmfs2008.com](http://www.eacmfs2008.com))

The Scientific Committee encourages you to submit an abstract of your research or clinical findings to share with your peers at the upcoming XIX Congress of the European Association for Cranio-Maxillo-Facial Surgery to take place September 9<sup>th</sup> -12<sup>th</sup>, 2008 in Bologna, Italy. **The deadline for electronic abstract submission is May 2<sup>nd</sup>, 2008**

Scientific contributions related to the topics to be discussed during the Congress will be considered by the Scientific Committee, which will decide whether the paper will be an oral or poster presentation. All abstracts must be written in English and submitted according to the instructions

Authors of the highest ranking abstracts (accepted as oral presentation) will present papers during the "Oral Abstract Session".

Authors will have seven (7) minutes to present their paper. A brief (3 minutes) invited commentary and discussion will follow each paper

Abstracts will be blinded for peer review. Experts in the category selected will rank them on the basis of the scientific merit and the paper will be accepted as an oral or poster presentation or rejected

Presenting authors will be notified by email about the acceptance of their abstract(s) by June 1<sup>st</sup>, 2008. Presenting authors will also receive instructions regarding their oral or poster presentation

If an abstract is accepted, the presenting author must register for the Congress and present it personally. The registration fee

must be paid prior to presentation. **The deadline for registration of presenting authors is June 15<sup>th</sup>, 2008**

The abstracts will be published as a Supplement of the Journal of Cranio-Maxillo-Facial Surgery

## IMPORTANT NOTE

Please be aware that submission of the abstracts implies the terms of use agreements by all the presenting authors to Bologna Congressi SpA

Please see the **ABSTRACT SUBMISSION PROCESS** to obtain additional information



## CONGRESS VENUE...



Palazzo della Cultura e dei Congressi is the ideal venue for the most important congresses

Until 2008 the venue could seat from 20 to 1350 people with a series of adjoining areas with the latest high-tech equipment such as

an exhibition area and multifunctional meeting rooms. In 2008 Bologna Congressi has taken over the management of the building formerly housing the City's Modern Art Gallery

Together with the Convention Centre which is scheduled for refurbishment, the complex is now a conference park in the city seating up to 5,000 people and offering several multifunctional spaces. The new structure will open on the occasion of XIX EACMFS Congress 2008

The buildings – connected by a corridor – were realized by two of the most important Italian architects of the XX century. Melchiorre Bega designed Palazzo della Cultura e dei Congressi and Leone Pancaldi the City's Modern Art Gallery. The complex

is situated in Bologna Trade Fair District, 1,5 km away from the monumental city centre and the railway station, 7 km away from the international airport and 1 km away from the motorway tollgate (Motorways A1, A13, A14)

### FOYER EUROPA



*More information about Congress venue on [www.bolognacongressi.it](http://www.bolognacongressi.it)*



## ...AND FACILITIES

Every meeting hall offers a comprehensive range of audio-visual equipment, sound system and lighting control for the right level of presentation quality

Electronic access control, interactive participant voting system, standard, ISDN & ADSL phone lines, cafeteria, press room,

cloakroom service and secretariat facilities. Bank, post-office, self-service, restaurant, travel agency and car parks are located in close proximity

*EUROPAUDITORIUM*

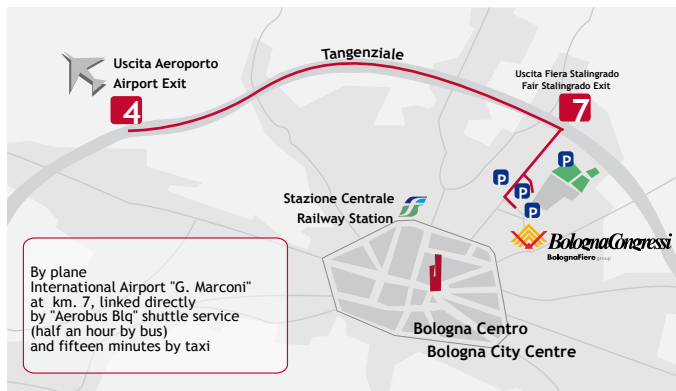


*SALA ITALIA*





# HOW TO REACH THE CONGRESS VENUE

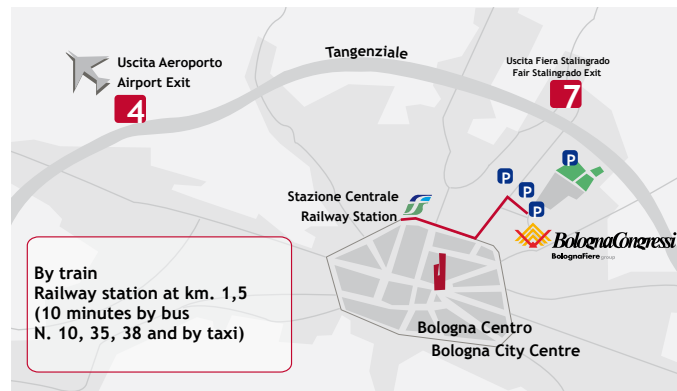


## From the airport

The Guglielmo Marconi International Airport is directly linked to the fair district, where Bologna Congressi is located, by a convenient shuttle service called AEROBUS BLQ

Taxi service costs about € 20,00

Visit [www.bologna-airport.it](http://www.bologna-airport.it) for more information



## From the railway station

The main station in Bologna is a few minutes from Congress venue, and you can take buses n. 10, 35 and 38 to the entrance in Piazza Costituzione. (Tickets should be bought before boarding)

Taxi service costs about € 10,00

Visit [www.atc.bo.it](http://www.atc.bo.it) for more information





## From the highway

You can take the highway from Florence, Milan, Padua or Ancona, and turn off at Tangenziale Uscita 7 (By-Pass Exit 7) to Ingresso e Parcheggio Costituzione (Entrance and Parking, Piazza Costituzione)

*Visit [www.autostrade.it](http://www.autostrade.it) for more information*



## From the centre of Bologna

Buses no. 10, 28 and 38 will take you to the entrance in Piazza Costituzione. (Tickets should be bought before boarding)

*Visit [www.atc.bo.it](http://www.atc.bo.it) for more information*



# REGISTRATION INFORMATION AND FEES

Please register on line at: [www.eacmfs2008.com](http://www.eacmfs2008.com)

or fill in the registration form (one per delegate and accompanying person) and send it to the Organizing Secretariat  
**(no later than September 1<sup>st</sup>, 2008)**

Bologna Congressi S.p.a – Piazza della Costituzione 4 – 40128 Bologna, Italy

Phone: +39 051 6375111

Fax: +39 051 6375170

E-mail: [info@bolognacongressi.it](mailto:info@bolognacongressi.it)

## REGISTRATION FEES INCLUDE

### *Members, Non-Members, Trainees*

Opening Ceremony and Presidential Reception, participation in all the scientific sessions (except masterclasses), access to commercial exhibition, congress material, coffee breaks, working lunches, certificate of attendance

### *Accompanying persons*

Special session *A life dedicated to Cranio and Maxillo-Facial Surgery*, Opening Ceremony and Presidential Reception, access to general areas of the Congress centre and to the commercial exhibition

## CANCELLATION POLICY

For cancellations received before June 30<sup>th</sup>, 10% of total amount paid will be refunded

After this deadline, no refund will be allowed



## REGISTRATION FEES (TAX INCLUDED)

	EARLY UNTIL JUNE 1 <sup>st</sup> , 2008 (only registration online)	LATE UNTIL SEPTEMBER 1 <sup>st</sup> , 2008	ON-SITE
EACMFS Members	550,00 €	650,00 €	750,00 €
Non-Members	650,00 €	750,00 €	850,00 €
*EACMFS Trainees Members	250,00 €	300,00 €	350,00 €
*Trainees non-Members	330,00 €	380,00 €	430,00 €
Registration for Dentists, Friday, September 12 <sup>th</sup>	250,00 €	250,00 €	250,00 €
Accompanying persons	120,00 €	120,00 €	120,00 €
		UNTIL SEPTEMBER 1 <sup>st</sup> , 2008	
MASTERCLASS		80,00 €	
EXCURSION WEDNESDAY, SEPTEMBER 10 <sup>th</sup> ( <i>Emilia Land of Motors / Dinner at the Castle</i> )		140,00 €	
GALA DINNER THURSDAY, SEPTEMBER 11 <sup>th</sup>		130,00 €	
TRAINEES MEETING			
EACMFS Members		100,00 €	
Non-Members		150,00 €	
PRE-CONGRESS COURSE	UNTIL JUNE 30 <sup>th</sup> , 2008		
EACMFS Members	150,00 €	200,00 €	
Non-Members	200,00 €	250,00 €	
NURSING SATELLITE SYMPOSIUM	50,00 € UNTIL SEPTEMBER 1 <sup>st</sup> , 2008		

\*To qualify for "Trainee" fees, applicants must obtain a letter from the Head of the Department to verify trainee status



# HOTEL INFORMATION

Convention and Travel, part of Bologna Congressi, enjoys longstanding relations with all hotels in and around Bologna and can guarantee the best accommodation

Thanks to 20 years of experience in incoming services, Convention and Travel is on hand to plan free-time excursions and provide different travel and stay solutions

A wide number of hotel rooms have been reserved for congress delegates  
Early booking is recommended

All hotels are located near the Congress Centre (*Palazzo della Cultura e dei Congressi*) and in the historical city centre

HOTEL	DOUBLE FOR SINGLE USE	DOUBLE OR TWIN
5 stars	€ 230,00	€ 280,00
4 stars	€ 110,00 – 185,00	€ 120,00 – 210,00
3 stars	€ 90,00 – 130,00	€ 100,00 – 150,00

For more information and online booking, please visit the Congress web site: [www.eacmfs2008.com](http://www.eacmfs2008.com)  
During the Congress the travel agency desk is situated in the Pavilion



# SIGHTSEEING TOURS

## BOLOGNA ancient market

**Tuesday, September 9<sup>th</sup>**

**Duration: 3 hours 9.30 – 12.30**

**Minimum: 20 people**

**Price: € 10,00 per person**

Departure for the walking visit to the ancient medieval market: the history, art and traditions of Bologna

Visit to an old bakery, an old chocolate factory, and others

The guide will lead you through the history of the most well known recipes and typical products





# SIGHTSEEING TOURS

## BOLOGNA walking tour

**Tuesday, September 9<sup>th</sup>**

**Duration: 3 hours 3.00 – 6.00**

**Minimum: 20 people**

**Price: € 10,00 per person**

Meeting point with the English speaking guide and begin the sightseeing tour of the famous historical centre, Europe's second largest after Venice and containing a wealth of important Medieval, Renaissance and Baroque artistic monuments. In the past, the original Roman ramparts were supplanted by a high medieval system of fortifications, remains of which are today still visible. Over twenty medieval defensive towers remain from the over 200 that were constructed in the medieval period. The city landscape is further enriched by elegant and extensive arcades or porticos,





# SIGHTSEEING TOURS

that assure covered passages for over 38 km. in the city centre. The University of Bologna, founded in 1088, is the oldest University in Europe and is still nowadays an important centre of intellectual life and one of the most respected and dynamic post-secondary educational institutions in Italy. Visitors can admire the main square “**Piazza Maggiore**”, the heart of the town, which is the result of secular changes when important buildings and monuments enriched the Piazza: “Fontana del Nettuno”,

“Palazzo Re Enzo”, “Basilica San Petronio”. The visit include the “**Basilica di Santo Stefano with sanctuary**”: a group of churches locally known as *Sette Chiese* (“Seven Churches”) and called “Holy Jerusalem” as it recalls the passion of Jesus





# SIGHTSEEING TOURS

## COOKING LESSON

**Wednesday, September 10<sup>th</sup>**

**Duration: 6 hours by bus 9.00 - 3.00**

**Maximum: 20 people**

**Price per person: € 100,00**

In the morning, meeting point with the guide and transfer to a typical farmhouse for the “real pasta course”: a journey through the world of taste and the traditions of a city known for its millenary food culture

Arrival and welcome coffee break

Three hours of laboratory lesson, with hands-on training to learn how to prepare different types of pasta. At the end of the course the lunch based on local dishes will be organised at the farm house

Return to Bologna in the afternoon

## RAVENNA



**Wednesday, September 10<sup>th</sup>**

**Duration: 7 hours by bus**

**8.30 – 3.30**

**Minimum: 20 people**

**Price per person: € 50,00**

Departure from Bologna by bus to Ravenna and visit to its main monuments and famous Byzantine mosaics: Mausoleo di Galla Placidia, Basilica di Sant'Apollinare Nuovo, San Vitale, Sepolcro di Dante, Chiesa di San Francesco, Basilica di San Giovanni Evangelista, Palazzo di Teodorico e Mausoleo, Basilica di Sant'Apollinare in Classe. Lunch in a typical “osteria”. Return to Bologna in the afternoon



# SIGHTSEEING TOURS

## MINI CRUISE “NAVIGATING THE DELTA” and FERRARA

**Thursday, September 11<sup>th</sup>**

**Duration: full day by bus**

**8.30 – 6.00**

**Minimum: 20 people**

**Price per person: € 85,00**

The Po Delta is, among Italian nature parks, the one with the largest wetlands. It is characterized by large fresh and salt water basins, lagoons, fishing valleys, rivers, canals, and floodplains that appear suddenly in the midst of the countryside; it is a place where the borders between land and water are never clearly defined but ever-changing and in continuous evolution

The group arrives in Gorino Ferrarese from Bologna by bus and meets the guide  
Boarding of a motorboat – appropriately equipped for navigating in shallow

waters – at the canal's port along the Po of Goro. The first important landmark is the “Old Lantern” (the old Lighthouse of Goro), built in 1846, which designates the point where land and sea once met  
Lunch in a typical restaurant

In the afternoon departure to Ferrara for the sightseeing. Ferrara is nowadays a silent city, on human scale where you can stroll on foot or pedal slowly on a bicycle, reliving the magic atmosphere of the past at each step. The most important monuments are the Cathedral, built in 1135 and representing the perfect blend of the Romanesque and Gothic styles and the Este Castle, built by one of the 15 princes of the Este family who ruled the town. Ferrara and the Po Delta were inscribed by Unesco, on the World Heritage List. Stop for lunch in a typical “osteria”

Return to Bologna in the afternoon





# SIGHTSEEING TOURS

## RIMINI AND SAN MARINO

**Thursday, September 11<sup>th</sup>**

**Duration: full day by bus**

**8.30 – 7.00**

**Minimum: 20 people**

**Price per person: € 75,00**

Departure from Bologna to Rimini by bus with hostess on board

The ancient streets and squares such as Corso d'Augusto, Via Gambalunga, Piazza Cavour, Piazza Tre Martiri and Piazza Ferrari are pedestrian zones

Rimini's pride and tradition draw lifeblood from its boroughs Borgo San Giuliano, Borgo Sant'Andrea, Borgo San Giovanni and Borgo Marina (the latter sat on the right of the port but was destroyed during the last world war). The MARINA (Fellini Park), situated just next to the Grand Hotel, is the

very heart of seaside Rimini. Other monuments: The Arengo and Podestà Palaces which dates from 1204. The Arch of Augustus, The Malatesta Temple, Sismondo Castel or Malatesta Fortress

In the afternoon departure to San Marino. It is both the oldest and the smallest republics in the world, entirely surrounded by Italian territory. During the tour you can visit the following monuments: The Basilica of Santo Marino; the Towers (14th-16th cent.) built on each of the three peaks of the Mount Titano; the Gothic government house; Palazzo Valloni which is the home of the public library and State archives; the church of Saint Quirino built in 1550, and several museums of arts

There is a bust of Abraham Lincoln, who in 1861 accepted the honorary citizenship of the republic





# SIGHTSEEING TOURS

## VENICE

**Friday, September 12<sup>th</sup>**

**Duration: full day by bus**

**8.30 – 7.00**

**Minimum: 20 people**

**Price per person: € 100,00**

Meeting point with the guide in front of the main train station and departure to Venice

Transfer by private taxi boat to Piazza San Marco. Lunch in a traditional restaurant  
Visit the most famous monuments: Palazzo Ducale, seat of the Doges and the highest judicial Courts, The Basilica, architectural beauty in Byzantine Venetian style, the Ponte Rialto (symbol of Venice) and the Jewish Ghetto  
Return to Bologna late in the afternoon





# SIGHTSEEING TOURS

## FLORENCE

**Friday, September 12<sup>th</sup>**

**Duration: full day by bus**

**8.30 – 7.00**

**Minimum: 20 people**

**Price per person: € 80,00**



Meeting point with the guide in front of the main train station and departure to Florence

Lunch in a traditional Florentine restaurant

The day will be dedicated to a walking tour around the most famous sites of the city, including Ponte Vecchio, Piazza della Signoria, il Duomo, il Campanile di Giotto, Basilica di Santa Croce

Return to Bologna late in the afternoon

## PRE- POST CONGRESS TOURS

We can organize for you special itineraries on request in all Italian cities

For more information please get in touch with:

Bologna Congressi S.p.A. – Convention & Travel,

Piazza Costituzione, 4 – 40128, BOLOGNA

Tel. 051 6375111 – Fax 051 6375149 e-mail: [info@conventionandtravel.it](mailto:info@conventionandtravel.it)

Contact: Mrs. Barbara Alberti





**STRAUMANN® DENTAL IMPLANT SYSTEM**  
**ONE** SYSTEM – **ONE** INSTRUMENT KIT – **ALL** INDICATIONS



COMMITTED TO  
**SIMPLY DOING MORE**  
FOR DENTAL PROFESSIONALS



# EBOMFS ANNOUNCEMENT



**UNION EUROPÉENNE DES MÉDECINS SPÉCIALISTES  
EUROPEAN UNION OF MEDICAL SPECIALISTS**

*The UEMS Board of Oro-Maxillo-Facial Surgery*



**European Board of Oro-Maxillo-Facial Surgery (EBOMFS)**, Secretary General: Dr. Risto Kontio, Dept. Of Oral and Maxillofacial Surgery, Helsinki University Hospital, 00029 HUS, FIN, pfl: +358 9 47188212, pvt: +358 400 490292, fax: +358 9 47188505, eMail: risto.kontio@hus.fi

## INTRODUCTION

The European Board of Oro-Maxillo-Facial Surgery (EBOMFS) in common with other European Boards of recognized UEMS-Specialties is conducting RQ (Recognition of Qualification)–Assessments. The European Board exists to enhance the standards of training and practice through different means. Among those is the EBOMFS - Assessment, which will give the title of “Fellow of the EBOMFS”. The Assessment is voluntary and does not affect free movement of doctors in Europe

## ELIGIBILITY

Candidates for the R.Q.-Assessment must satisfy one of the three following terms:

– Recognized specialists in oral and maxillofacial surgery in one of the countries of the E.U. where the specialty is based on a medical and dental degree



## EBOMFS ANNOUNCEMENT

- Recognized specialists in oral and maxillofacial surgery in one of the countries of the E.U. where the specialty is based on a medical degree
- Recognized specialists in oral and maxillofacial surgery in one of the countries of the E.U. where the specialty is based on a dental degree, provided this specialist also holds a medical degree

The candidate for the R.Q.-Assessment shall have been a recognized specialist in oral and maxillofacial surgery for at least 2 years. It shall be demonstrated that he or she has effectively practised oral and maxillofacial surgery during this period. It shall be proved that he or she has shown continuing scientific and/or continuing medical training interest in the specialty

### STRUCTURE

The assessment will be in three parts:

1. Curriculum vitae and logbook in English
2. Multiple Choice Exam (MCQ) in simple English
3. Oral interview of the candidate

The Oral Examination will be carried out using one out of the following four languages: English, French, German, Spanish. Exceptionally, if the candidate cannot cope with any of these four languages and do not agree with the offered suggestion should contact the Secretary General for further proposals in order to find appropriate examiners for Oral Assessment. The oral interview will last one hour and consists of two parts:

- A. Questions covering the whole scope of the specialty
- B. Case report. Each candidate must be ready to present three well documented personal cases: (using slides, photographs, medical imaging, casts, histology, laboratory findings etc...)

Candidates who do not pass the first part will not be permitted to enter the second part. Each part of the assessment will be conducted



## EBOMFS ANNOUNCEMENT

by a panel of three assessors selected by the board. The chairman of each jury will be from the same country as the candidate. The decision of the assessors will be final. The fee for the assessment will be 450 € payable with the application for the assessment. A copy of the bank draft must be enclosed. Cheques or credit card payments are not accepted. The deadline for Application for the 2008 Assessment will be the 15. of June 2008. The assessment will take place just before the XVIII EACMFS Congress in Bologna, Italy, from Sept. 8th to Sept. 9th, 2008. Specialists wishing to take the Assessment or wishing to obtain further instructions or application form should contact the Secretary of EBOMFS or their national representatives

**Dr. Risto Kontio**  
**Secretary, EBOMFS / UEMS**  
**[www.ebomfs.eu](http://www.ebomfs.eu)**



# NURSING SATELLITE SYMPOSIUM

(RESERVED TO ITALIAN NURSING PERSONNEL)

FRIDAY, SEPTEMBER 12<sup>th</sup>, MULTIFUNCTIONAL ROOM 2

*THE CRANIO-MAXILLO-FACIAL PATIENT: NURSING MANAGEMENT IN THE OPERATING ROOM*

## Venue

Palazzo della Cultura e dei Congressi  
Piazza della Costituzione, 4  
40128 Bologna – Italy

## Scientific Programme

8.00 - 5.00  
Coffee break, lunch

## Scientific Secretariat

Mrs. Ornella Antonioli, Mrs. Silvia Polastri  
Gruppo Operatorio Chirurgie Specialistiche  
Az. Ospedaliero Universitaria  
Arcispedale S. Anna – Ferrara, Italy

Corso Giovecca, 203  
44100 Ferrara, Italy  
E-mail: [o.antonioli@ospfe.it](mailto:o.antonioli@ospfe.it)  
[spolastri@excite.it](mailto:spolastri@excite.it)

## Registration

The Symposium is limited to 200 participants

Deadline September 1<sup>st</sup>

Online registration only on [www.eacmfs2008.com](http://www.eacmfs2008.com) with personal data (name, surname, working institution, address)

Confirmation of participation to the course will be sent by e-mail after receipt of payment. On-site registrations are possible

Fee includes course material, coffee break and lunch

## Course Fee

50,00 € UNTIL SEPTEMBER 1<sup>st</sup> 2008

## ECM

CME credits have been requested



# GENERAL INFORMATION

## OFFICIAL LANGUAGE

The official language of the Congress is English  
No simultaneous translation will be provided

## MONEY/CURRENCY/BANKS

The official currency in Italy is Euro (€) More information about the latest currency conversions on [www.xe.com/ucc](http://www.xe.com/ucc). All major credit cards are accepted in hotels, restaurants and shops. Banks are usually open from Monday to Friday from 8.30 to 1.30 and from 2.30 to 4.00

## TIPPING

Service is usually included in the price in bars and restaurants. Tips are however welcomed

## CLIMATE

Climate in September is generally mild and sunny. Average temperatures range from 21° to 26° Celsius degrees

## LOCAL TIME

From the end of March until the end of October,

Italian time goes from GMT+1 TO GMT+2 (GMT= Greenwich Mean Time)

## ELECTRICITY

The electricity power supply in Italy has 220 Volt (European standard plug)

## SAFETY PRECAUTIONS

Bologna is as safe as any other European tourist city. The participants are advised to take the usual prudent precautions

## INSURANCE

The conference organisers cannot accept liability for personal injuries sustained or for loss or damage of property belonging to congress participants or their accompanying persons, either during or as a result of the EACMFS Conference. Please check the validity of your own insurance

## OFFICIAL LETTERS OF INVITATION

Official letters can be required and issued by the congress, upon request, without implying any

obligation or financial engagement from congress organisers

## VISA

Participants of the Countries requiring Visa should obtain documentation from the Italian Embassy or consulate in their own Country. A valid passport is required

## REGISTRATION DESK

The registration desk, situated at the entrance of the congress venue, will open the participants' registrations as follows

September 8 <sup>th</sup>	9.00am - 7.30pm
September 9 <sup>th</sup>	6.30am - 10.00pm
September 10 <sup>th</sup>	6.30am - 6.30pm
September 11 <sup>th</sup>	6.30am - 6.30pm
September 12 <sup>th</sup>	6.30am - 6.30pm

## EXHIBITION

A technical and scientific exhibition will be held in the Congress area. All participants are



# GENERAL INFORMATION

welcome to visit the exhibition. Exhibitors can collect their badges at the Reception Desk and then go to the dedicated desk in Ground Floor-Foyer Italia. The exhibition is open as follows

September 9 <sup>th</sup>	9.00am - 6.30pm
September 10 <sup>th</sup>	9.00am - 6.30pm
September 11 <sup>th</sup>	9.00am - 6.30pm
September 12 <sup>th</sup>	9.00am - 6.00pm

## SPEAKERS' READY ROOM

All speakers have to go to this room to check the projection of their presentations at least two hours before their speech. The Speakers' Ready Room is situated on the first floor of Palazzo della Cultura e dei Congressi next to Room 1

Opening hours

September 8 <sup>th</sup>	10.00am - 7.00pm
September 9 <sup>th</sup>	6.45am - 7.00pm
September 10 <sup>th</sup>	6.45am - 7.00pm
September 11 <sup>th</sup>	6.45am - 7.00pm
September 12 <sup>th</sup>	6.45am - 4.00pm

## RULES OF PHOTOGRAPHY AND VIDEOTAPING THROUGHOUT CONGRESS

Unauthorized recording of the XIX European Congress scientific sessions, masterclasses and other events is strictly prohibited, whether by video, still or digital photography, audio or any other recording or reproduction mechanism. This includes the recording of presentations and supporting audio-visual materials, abstract and poster presentations and supporting materials

During the XIX European Congress meeting, attendees, vendors, guests and others may be photographed and videotaped by the Organization authorized photographers in capturing the event. Some of these photos or videos may be displayed by the Organization in future publications or materials connected with the event

If you do not wish to have your image displayed by the Organization, please contact the Organizing Secretariat

## COFFEE AND LUNCHES

Coffee breaks will be served in several points within the congress area

Lunches will be served on the first floor from Tuesday 9th to Friday 12th

## CLOAKROOM

Cloakroom and luggage rooms are at the entrance. Ticket costs € 3.00

## LOST AND FOUND

Please refer to cloakroom to report lost and found items

## NO SMOKING POLICY

Smoking is not permitted inside the congress venue



# CONGRESS INFORMATION

## CREDITS – CME/EACCME

The congress and the pre-congress course “Reconstruction and rehabilitation of the atrophic maxillary and mandibular dentoalveolar complex and endo-distraction techniques” have been accredited and will receive credits (CME) from the Italian Ministry of Health as well as European credits (EACCME) which can be reconverted into AMA (American Medical Association) credits

September 12th is the day for Dentists: CME accreditation only for dentists taking part in the day's meetings. It is also included in the general congress credit system

The nursing satellite symposium is CME-accredited as well

Full attendance of the accredited meetings is necessary in order to get credits

It is also required to fill in specific forms for every event

The forms can be found at the CME/EACCME desk in the Foyer Italia and should be returned there by the end of the Congress

Participants should make sure that hostesses and stewards properly monitor their presence, when entering and leaving the conference rooms or congress area. Participants' presence in the nursing symposium will result from the evaluation form that attendees should fill in

## BADGES

All participants will receive a badge with their registration

Each badge will state the participant's name, surname, nationality and position

Some badges have a microchip for the monitoring of participants taking part in the congress and accredited events, for Italian and/or European credits

Participants should always wear their badges and must show to staff at the entrance, or when they are asked to do

## CONGRESS KIT

Congress kits can be taken from the desk in the Pavilion area

## CERTIFICATES

Two electronic stations are provided in the Foyer Europa area, where participants can personally print out their certificates of attendance. They have just to place their badge near the station to have their personal certificate printed out. The stations will be working from the first to the last day of the Congress

## ORAL COMMUNICATIONS

Presenting authors have 5 minutes to present their work and 2 additional minutes for discussion

That respect of the time element is paramount

There will be a green signal during the communication, followed by yellow then red, after which withdrawal of the audio will be compulsory

## POSTERS

Accepted posters will be displayed by the authors from Tuesday 9th to Friday 12th. Posters must not exceed 70 (width) x 100 (height) cm. Material for hanging will be provided by the organization



# CONGRESS INFORMATION

## SPEAKERS' INFORMATION

All rooms are equipped with high resolution computer projection systems. VHS or transparency projection are not allowed

Speakers are invited to refer to the Speaker Ready Room at least 2 hours before their presentation with their sound and video files saved in CDs, DVDs and USB memory sticks. Presentations may also be downloaded directly from PCs/Macs in the Speaker Ready Room

During the congress a dedicated software program is used to manage presentations. All rooms are already equipped with a PC connected to the Speaker Ready Room via a LAN

Presentations in .ppt files should be delivered in Microsoft Office Xp or Office 2003/Office 2007 format

OpenOffice or Apple Keynote presentations are not accepted

Congress workstations (in the Speaker Ready Room and in the rooms) are equipped with the latest Office 2007 version plus the Codec of the

most widespread video files (Mpeg1, Mpeg2, Avi, Divx and Xvid)

Speakers using a video with a different codec are invited to give their presentations plus the relevant coded installation files, so as to help sound and video engineers to install them. This procedure is the only one used for video files to be shown in Power Point presentations

Mac users should save their files in Power Point format. If there are video clips inside their presentations, they have to select option "Quick time" to save clips in .Mpeg1, .Mpeg2, .DIVx or .avi format. Speakers are invited to verify the compatibility of their files in the Speakers' ready room at least 2 hours before their projection

It is impossible to project a video clip together with a computer file, as each room is equipped with only one projector, to be used for videoclip projections or laptop presentations





# XIX CONGRESS OF THE EUROPEAN ASSOCIATION FOR CRANIO MAXILLO FACIAL SURGERY

## ORGANIZING SECRETARIAT

Bologna Congressi S.p.A.  
Piazza della Costituzione, 4  
40128 Bologna, Italy  
Phone: +39 051 6375111  
Fax: +39 051 6375170  
e-mail: [info@bolognacongressi.it](mailto:info@bolognacongressi.it)  
[www.bolognacongressi.it](http://www.bolognacongressi.it)

### Contacts:

Mrs. Mila Rossi, Mrs. Claudia Servi  
e-mail: [secretariat@eacmfs2008.com](mailto:secretariat@eacmfs2008.com)

## GENERAL SECRETARY

Manlio Galie  
Unit of Cranio-Maxillo-Facial Surgery  
St. Anna Hospital and University  
Corso Giovecca 203 44100 Ferrara, Italy  
Phone: +39 0532 236726  
Fax: +39 0532 237059  
e-mail: [manlio.galie@unife.it](mailto:manlio.galie@unife.it)  
[www.unife.it/cmf](http://www.unife.it/cmf)  
[www.eacmfs2008.com](http://www.eacmfs2008.com)

## EACMFS SECRETARIAT

Mrs. Jill McFarland - PO Box 85  
Midhurst West Sussex - GU29 9WS UK  
Phone: +44 (0) 1730 810951  
Fax: +44 (0) 1730 812042  
e-mail: [secretariat@eacmfs.org](mailto:secretariat@eacmfs.org)  
[www.eurofoces.com](http://www.eurofoces.com)

Front cover picture: "Italia" J. Speed, London 1626  
Reproduced with permission *Collection Gianni Brandozzi* – Ascoli Piceno, Italy



**SERVIZIO SANITARIO REGIONALE  
EMILIA-ROMAGNA**  
Azienda Ospedaliero - Universitaria di Ferrara

