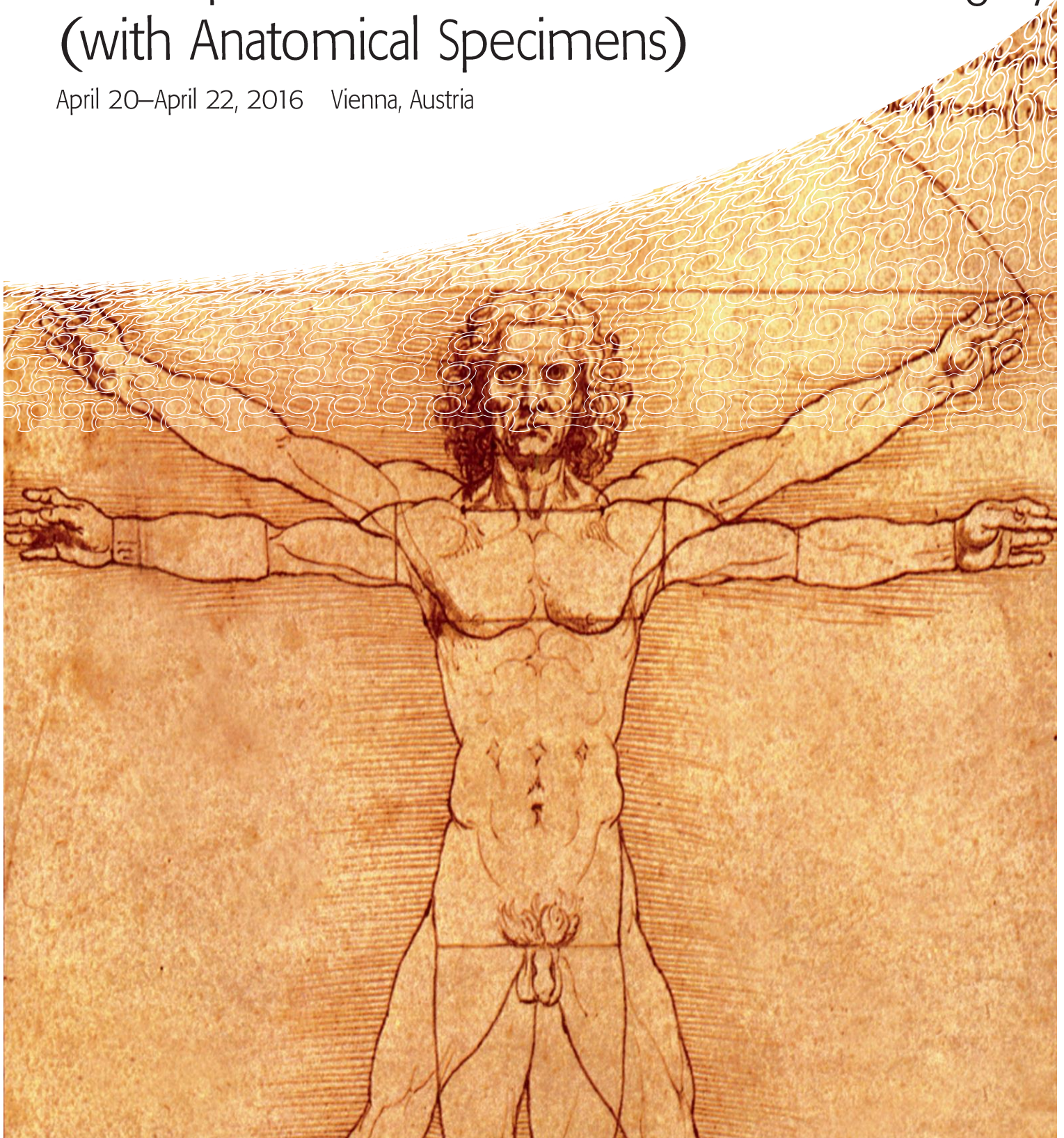


Course program

7th AOCMF Course—Advances in Operative Techniques in Oral and Maxillofacial Surgery (with Anatomical Specimens)

April 20–April 22, 2016 Vienna, Austria



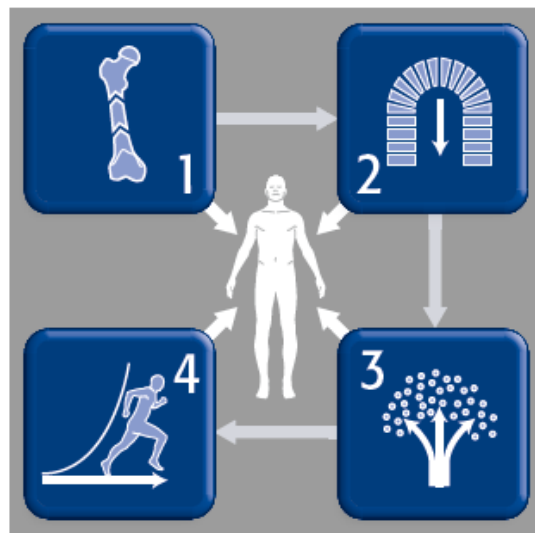
Mission

Our mission is to continuously set standards in postgraduate medical education and to foster the sharing of medically guided expertise in a worldwide network of healthcare professionals to improve patient care in trauma or disorders of the musculoskeletal system.

The AO principles of fracture management

Fracture reduction and fixation to restore anatomical relationships.

Early and safe mobilization and rehabilitation of the injured part and the patient as a whole.



Fracture fixation providing absolute or relative stability, as required by the "personality" of the fracture, the patient, and the injury.

Preservation of the blood supply to soft tissues and bone by gentle reduction techniques and careful handling.

Welcome

On behalf of AOCMF (the craniomaxillofacial clinical division of the AO Foundation), it is my pleasure to personally welcome you to this course. Each year, AOCMF provides over 110 educational opportunities to more than 4,500 passionate surgeons worldwide.

The mission of AOCMF is excellence in facial surgery across the specialties. We encourage the involvement of all interested professions, including oral and maxillofacial surgery, plastic surgery, ENT, oculoplastic surgery, and neurosurgery. To achieve our mission, we are committed to remaining at the forefront of education and new developments, by offering remarkable learning and networking experiences focusing on craniomaxillofacial trauma and reconstruction.

Through our courses, membership program, and our website, our goal is to encourage and inspire surgeons—including residents, fellows, and practitioners—to pursue fulfilling careers in our field. In addition, we endeavor to provide lifelong learning opportunities and career development options for more experienced specialists in the most appropriate and useful ways as their needs evolve.

Your role is vital to improving patient care. We hope that your experience with our faculty, chairs, and your peers over the next few days will bring new knowledge, skills, and understanding that you can directly apply to your own practice. We look forward to your participation and encourage you to share your ideas, unique perspectives, and opinions, to help build and enhance our dynamic community, and contribute to the further development of craniomaxillofacial surgery.

I wish you an outstanding learning experience.

Yours sincerely,



A handwritten signature in black ink that reads "Warren Schubert".

Warren Schubert
AOCMF International Chair

Content

- 2 Mission
- 2 The AO principles
- 3 Welcome
- 4 Goal of the course
- 4 Target participants
- 4 Course objectives
- 4 Course description
- 5 Chairpersons
- 5 Faculty
- 5 Course organization
- 6 Day 1, April 20, 2016
- 7 Day 2, April 21, 2016
- 8 Day 3, April 22, 2016
- 9 Course logistics
- 9 Course information
- 10 Course registration
- 10 Course venue

Goal of the course

This course with practicals on anatomical specimens is designed to present and teach all essential operative procedures in oral and maxillofacial surgery. We also offer you the chance to practice under expert guidance.

Course objectives

After the course, participants should be able to:

- know how to perform the most relevant surgical approaches safely
- be able to carry out the most essential operative procedures step by step
- develop and/or enhance their surgical skills in a variety of operative techniques in oral and maxillofacial surgery
- gain an improved understanding of complex anatomical structures

Target participants

- Maxillofacial Surgeons
- Plastic and reconstructive surgeons
- Otolaryngologists
- Surgeons of related disciplines

Course description

Course Concept: Practicals on anatomical specimens, Lectures

This three-day intensive course trains on fresh frozen anatomical specimens.

Each practical session will include a step by step introduction followed by an on-site demonstration.

Participants will then perform the same technique on anatomical specimens.

The course is organized with 2 participants per anatomical specimen.

Course director



Christos Perisanidis
Vienna, Austria

Course chair



Emeka Nkenke
Vienna, Austria

Honorary chair



Rolf Ewers
Vienna, Austria

International and regional faculty

Julio	Acero	Madrid, Spain
Thomas	Kofod	Copenhagen, Denmark
Günter	Lauer	Dresden, Germany
Nikolaos	Papadogeorgakis	Athens, Greece
S Mark	Taylor	Halifax, Canada

National faculty

Wolfgang P	Pöschl	Wels, Austria
Michael	Pretterklieber	Vienna, Austria

Course organization

AO Foundation
AOCMF
Kathrin Honegger
Clavadelerstrasse 8
7270 Davos, Switzerland
Phone +41 81 414 25 31
Mobile +41 79 179 89 47
Fax +41 81 414 22 80
Email kathrin.honegger@aocmf.org
www.aocmf.org

Day 1, April 20, Wednesday, 2016

TIME	AGENDA ITEM	WHO
07:30–08:00	Registration	
08:00–08:20	Welcome address and introduction	C Perisanidis E Nkenke R Ewers
08:20–08:40	AO History, structure and membership	R Ewers
08:40–09:00	Introduction of the anatomical training lab	M Pretterklieber
Session I	Airway Management	
09:00–10:00	Tracheostomy	E Nkenke
Session II	Neck Dissections	
10:00–11:30	Supraomohyoid neck dissection	G Lauer
11:30–12:00	Coffee Break	
12:00–13:30	Modified radical neck dissection	G Lauer
13:30–14:30	LUNCH	
Session III	Facial Nerve and Parotidectomy	
14:30–16:30	Facial nerve dissection	N Papadogeorgakis
16:30–16:45	COFFEE BREAK	
16:45–18:00	Parotidectomy	N Papadogeorgakis
18:00	End of Day 1	

Day 2, April 21, Thursday, 2016

TIME	AGENDA ITEM	WHO
Session IV Rhinoplasty and Blepharoplasty		
08:00–10:00	Open rhinoplasty	S M Taylor
10:00–10:30	COFFEE BREAK	
10:30–11:30	Upper blepharoplasty	S M Taylor
11:30–12:30	Lower blepharoplasty	S M Taylor
12:30–13:30	LUNCH	
Session V Approaches to the Orbit		
13:30–14:30	Transconjunctival approach	W P Pöschl
14:30–15:15	Transcaruncular approach	W P Pöschl
15:15–15:30	COFFEE BREAK	
Session VI Approach to the TMJ		
15:30–17:30	Auricular approach	W P Pöschl
17:30	End of Day 2	

Day 3, April 22, Friday, 2016

TIME	AGENDA ITEM	WHO
Session VII		
Orthognathic Surgery		
08:00–09:00	Le Fort I osteotomy	T Kofod
09:00–10:30	Bilateral sagittal split osteotomy	T Kofod
10:30–11:00	COFFEE BREAK	
Session VIII		
Approaches to the Midface and Upper Face		
11:00–11:45	Weber-Ferguson	J Acero
11:45–12:30	Zygomatic bone osteotomy	J Acero
12:30–14:00	Coronal approach	C Perisanidis
14:00–14:15	Certificates	
14:15	End of Course	

Course logistics

AO Kurssekretariat
Mag.(FH) Sylvia Reischl
A-1026 Vienna
Phone: +43 664 925 3869
Email: reischl.sylvia@ao-courses.com

Course information

Accreditation

An application has been made to the UEMS-EACCME® for CME accreditation of this event.

Evaluation guidelines

All AOCMF courses apply the same evaluation process, either ARS (audience response system) or paper and pencil questionnaires. This will help AOCMF to ensure that we continue to meet your training needs. In some regions, CME accreditation is dependent on the participant's evaluation results.

Intellectual property

Course materials, presentations, and case studies are the intellectual property of the course faculty. All rights are reserved.

Recording, photographing, or copying of lectures, practical exercises, case discussions, or any course materials is absolutely forbidden.

Security

Security check at the entrance of the building.
Wearing of a name tag is compulsory during lectures,

workshops, and group discussions.

No insurance

The course organization does not take out insurance to cover any individual against accidents, thefts or other risks.

Mobile phone use

Mobile phone use is not allowed in the lecture halls and in other rooms during educational activities. Please be considerate of others by turning off your mobile phone.

Transportation

Not provided for participants

Dress code

Casual

Educational Event language

English



Course registration

Please register online at

<http://VIENNA0416.aocmf.org>

Course fee

Euro 1270,-

Course venue

Medizinische Universität Wien

Anatomisches Institut (Center for Anatomy) Währinger

Straße 13

1090 Wien

Austria

meduniwien.ac.at


<https://goo.gl/maps/j2wHo8fmMKA2>

Notes

Excellence in facial surgery across the specialties

AOCMF membership

Participation in the AOCMF community guarantees life-long learning opportunities and continuous professional development



AOCMF Videos
Make use of our multimedia teaching and learning materials

Online access to scientific journals

Stay up to date on the latest practices and advancements in the field of craniomaxillofacial surgery

Online case discussions

Participate in the interactive exchange of professional opinions



AOCMF Journal

Craniomaxillofacial Trauma and Reconstruction publishes primary and review articles covering all aspects of surgery of the head, face, and jaw

Available free of charge to all AOCMF members

AO Publications

Take advantage of special discounts and free offers for AOCMF members

AO Surgery Reference

See surgical procedures explained step by step



AOCMF portal
Your window to the AO world
Witness the global reach of our CMF community
www.aocmf.org



Pre condition

The prerequisite for becoming a part of the AOCMF membership community is attendance at one certified AOCMF education event



Membership types

AOCMF Affiliate (CHF 40)
no prerequisite

AOCMF e-Member (CHF 40)

AOCMF Member (CHF 75)



Providing a common ground for excellence in craniomaxillofacial surgery