


Course program

6th AOCMF Course—Advances in Operative Techniques in Oral and Maxillofacial Surgery (with Anatomical Specimens)

April 22–April 24, 2015 2014 Vienna, Austria



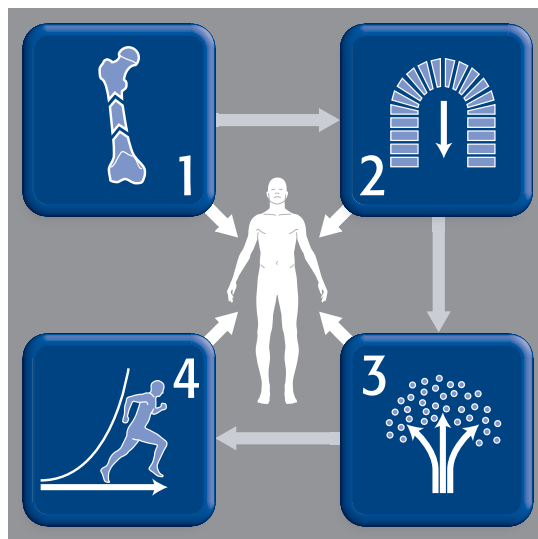
Mission

Our mission is to continuously set standards in postgraduate medical education and to foster the sharing of medically guided expertise in a worldwide network of healthcare professionals to improve patient care in trauma or disorders of the musculoskeletal system.

The AO principles of fracture management

Fracture reduction and fixation to restore anatomical relationships.

Early and safe mobilization and rehabilitation of the injured part and the patient as a whole.



Fracture fixation providing absolute or relative stability, as required by the “personality” of the fracture, the patient, and the injury.

Preservation of the blood supply to soft tissues and bone by gentle reduction techniques and careful handling.

Welcome

On behalf of AOCMF and your local and international faculty, I would like to welcome you to this AOCMF course.

AOCMF is a worldwide multi-specialty community that serves as the voice and professional resource for craniomaxillofacial trauma and reconstruction. Our organization creates a forum for specialists who have common interests and enthusiasm in this field. It is our goal to encourage and inspire younger surgeons, such as residents, fellows, and early practitioners to pursue fulfilling careers in our field.

Education has always been a major pillar in AOCMF. Currently, more than 2,500 surgeons participate in over 80 AOCMF courses held worldwide per year. AOCMF Education is committed to remaining in the forefront of education and new developments as we strive to improve your educational experience with us.

We hope that your experience with us over the next few days will result in the acquisition of new knowledge, skills and understanding, which will translate into an improvement in the care that you are able to give your patients.

We also hope that, after attending this course, you will wish to develop a longer term relationship with AOCMF and become a member of our community. Make this organization yours by bringing in your opinions and ideas. Enjoy the camaraderie of our network and help us maintain and expand the preeminent position that AOCMF enjoys worldwide.

Yours sincerely,



Warren Schubert
Chairman AOCMF International

Content

- 2 Mission
- 2 The AO principles
- 3 Welcome
- 4 Goal of the course
- 4 Target participants
- 4 Course objectives
- 4 Course description
- 5 Chairpersons
- 5 Faculty
- 5 Course organization
- 6 Day 1, April 22, 2015
- 7 Day 2, April 23, 2015
- 8 Day 3, April 24, 2015
- 9 Course logistics
- 9 Course information
- 10 Course registration
- 11 Course venue

Goal of the course

This course with practicals on anatomical specimens is designed to present and teach all essential operative procedures in oral and maxillofacial surgery. We also offer you the chance to practice under expert guidance.

Target participants

- Maxillofacial Surgeons
- Plastic and reconstructive surgeons
- Otolaryngologists
- Surgeons of related disciplines

Course objectives

After the course, participants should be able to:

- know how to perform the most relevant surgical approaches safely
- be able to carry out the most essential operative procedures step by step
- develop and/or enhance their surgical skills in a variety of operative techniques in oral and maxillofacial surgery
- gain an improved understanding of complex anatomical structures

Course description

Course Concept: Practical on anatomical specimens, Lectures

This three-day intensive course trains on fresh frozen anatomical specimens.

Each practical session will include a step by step introduction followed by an on-site demonstration.

Participants will then perform the same technique on anatomical specimens.

The course is organized with 2 participants per anatomical specimen.

Course director



Christos Perisanidis
Vienna, Austria

Course chairs



Emeka Nkenke
Vienna, Austria



Rolf Ewers
Vienna, Austria

International faculty

David J	Kriet	Kansas, USA
Risto	Kontio	Helsinki, Finland
Günter	Lauer	Dresden, Germany
Gerson	Mast	Munich, Germany
Nikolaos	Papadogeorgakis	Athens, Greece

National faculty

Emeka	Nkenke	Vienna, Austria
Christos	Perisanidis	Vienna, Austria
Wolfgang P	Pöschl	Wels, Austria
Michael	Pretterklieber	Vienna, Austria

Course organization

AO Foundation

AOCMF

Sarah Rosalind Groves
Education Project Coordinator AOCMF/AOVET
Clavadelerstrasse 8
270 Davos, Switzerland
Phone +41 81 414 25 52
Fax +41 81 414 22 80
Email sarah.groves@aocmf.org
www.aocmf.org

CME accreditation

An application has been made to the UEMS—EACCME for CME accreditation of this event.

The number of credit points or hours varies from country to country. The final information and number of credit points will be distributed with the course certificate.

Day 1, April 22, Wednesday, 2015

TIME	AGENDA ITEM	WHO
07:30–08:00	Registration	
08:00–08:20	Welcome address and introduction	C Perisanidis E Nkenke R Ewers G Mast
08:20–08:40	AO History, structure and membership	G Mast
08:40–09:00	Introduction of the anatomical training lab	M Pretterklieber
Session I Airway Management		
09:00–10:00	Tracheostomy	G Lauer
Session II Neck Dissections		
10:00–11:30	Supraomohyoid neck dissection	G Mast
11:30–12:00	Coffee Break	
12:00–13:30	Modified radical neck dissection	G Mast
13:30–14:30	LUNCH	
Session III Facial Nerve and Parotidectomy		
14:30–16:30	Facial nerve dissection	N Papadogeorgakis
16:30–16:45	COFFEE BREAK	
16:45–18:00	Parotidectomy	N Papadogeorgakis
18:00	End of Day 1	

Day 2, April 23, Thursday, 2015

TIME	AGENDA ITEM	WHO
Session IV Rhinoplasty and Blepharoplasty		
08:00–10:00	Open rhinoplasty	D J Kriet
10:00–10:30	COFFEE BREAK	
10:30–11:30	Upper blepharoplasty	D J Kriet
11:30–12:30	Lower blepharoplasty	D J Kriet
12:30–13:30	LUNCH	
Session V Approaches to the Orbit		
13:30–14:30	Transconjunctival approach	W P Pöschl
14:30–15:15	Transcaruncular approach	W P Pöschl
15:15–15:30	COFFEE BREAK	
Session VI Approach to the TMJ		
15:30–17:30	Auricular approach	W P Pöschl
17:30	End of Day 2	

Day 3, April 24, Friday, 2015

TIME	AGENDA ITEM	WHO
Session VII Approaches to the Maxilla		
08:00–09:00	Le Fort I osteotomy	R Kontio
09:00–09:45	Weber–Fergusson approach	E Nkenke
09:45–10:30	Labiomandibulotomy	E Nkenke
	COFFEE BREAK	
Session VIII Approach to the Upper Face		
10:30–12:00	Coronal approach	C Perisanidis
12:00–12:15	Certificates	
12:15	End of Course	

Course logistics

Industrial Partner

Sylvia Reischl
AO Kurssekretariat
Johnson & Johnson Medical Products GmbH
DePuy Synthes
Vorgartenstrasse 206B
1020 Vienna, Austria
Phone +43 6649253869
Email reischl.sylvia@ao-courses.com

www.depuysynthes.com

Course information

Evaluation guidelines

All AOCMF courses apply the same evaluation process, either ARS (audience response system) or paper and pencil questionnaires. This will help AOCMF to ensure that we continue to meet your training needs. In some regions, CME accreditation is dependent on the participant's evaluation results.

Intellectual property

Course materials, presentations, and case studies are the intellectual property of the course faculty. All rights are reserved.

Recording, photographing, or copying of lectures, practical exercises, case discussions, or any course materials is absolutely forbidden.

Security

Security check at the entrance of the building.
Wearing of a name tag is compulsory during lectures, workshops, and group discussions.

No insurance

The course organization does not take out insurance to cover any individual against accidents, thefts or other risks.

Mobile phone use

Mobile phone use is not allowed in the lecture halls and in other rooms during educational activities. Please be considerate of others by turning off your mobile phone.

Transportation

Not provided for participants

Dress code

Casual

Course language

English

Course registration

Please register online at

<http://VIENNA0415.aocmf.org>

Attention! The number of participants is limited to 20 participants

Course fee

Euro 1220.–

Includes course fee, course bag, coffee breaks, lunches, and dinner on Thursday, April 23, 2015.

Course venue

Medizinische Universität Wien
Anatomisches Institut (Center for Anatomy)


Währinger Straße 13
1090 Wien

<https://www.google.at/maps/place/Universität+Wien+Anatomisches+Institut/@48.21773,16.358587,15z/data=!4m2!3m1!1s0x0:0x13c534ca032ef884>

Improving patient care worldwide

AOCMF membership

Participation in the AOCMF community guarantees life-long learning opportunities and continuous professional development



AOCMF Videos
Make use of our multimedia teaching and learning materials

Online access to scientific journals
Stay up to date on the latest practices and advancements in the field of craniomaxillofacial surgery

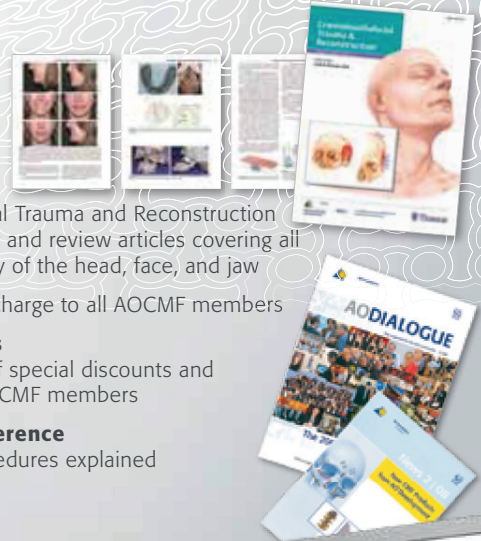
Online case discussions
Participate in the interactive exchange of professional opinions



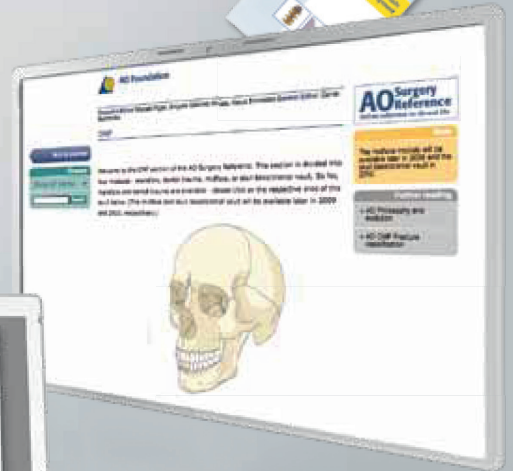
AOCMF Journal
Craniomaxillofacial Trauma and Reconstruction publishes primary and review articles covering all aspects of surgery of the head, face, and jaw
Available free of charge to all AOCMF members

AO Publications
Take advantage of special discounts and free offers for AOCMF members

AO Surgery Reference
See surgical procedures explained step by step



AOCMF portal
Your window to the AO world
Witness the global reach of our CMF community
www.aocmf.org



Precondition
The prerequisite for becoming a part of the AOCMF membership community is attendance at one certified AOCMF education event



Membership types
AOCMF Affiliate (CHF 40)
no prerequisite
AOCMF e-Member (CHF 40)
AOCMF Member (CHF 75)

Providing a common ground for excellence in craniomaxillofacial surgery