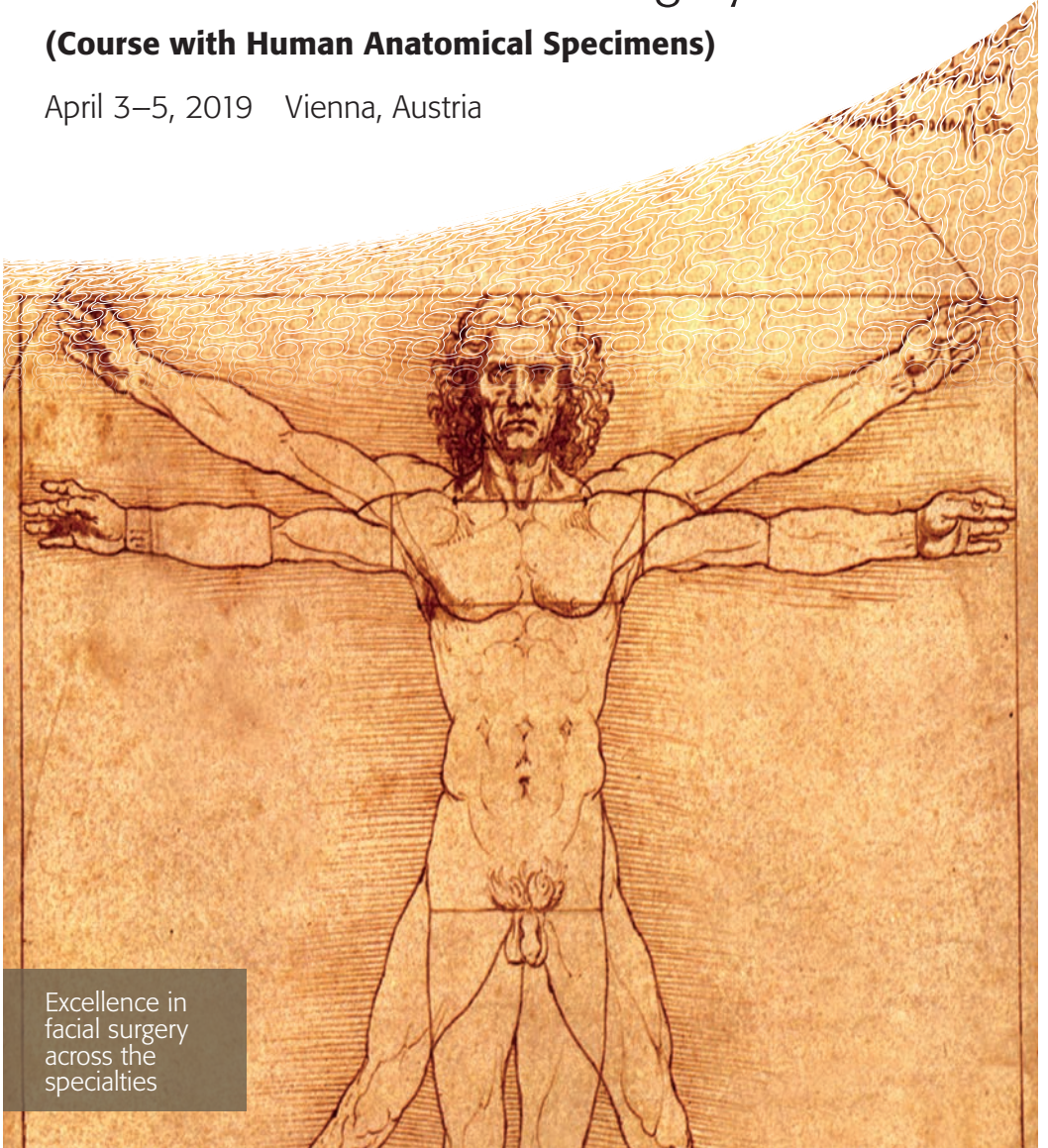


Event Program

10th AOCMF Course—Operative Techniques in Oral and Maxillofacial Surgery

(Course with Human Anatomical Specimens)

April 3–5, 2019 Vienna, Austria



Excellence in
facial surgery
across the
specialties

Mission

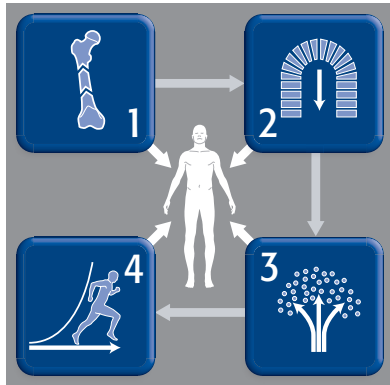
Our mission is promoting excellence in patient care and outcomes in trauma and musculoskeletal disorders.

Purpose statement

Our purpose is promoting excellence in patient care and outcomes in craniomaxillofacial surgery across all specialties.

The AO principles of fracture management

Fracture reduction and fixation to restore anatomical relationships.



Fracture fixation providing absolute or relative stability, as required by the “personality” of the fracture, the patient, and the injury.

Early and safe mobilization and rehabilitation of the injured part and the patient as a whole.

Preservation of the blood supply to soft-tissues and bone by gentle reduction techniques and careful handling.

Content

- 2 Mission | Purpose statement
- 2 The AO principles of fracture management
- 3 Welcome
- 4 Goal of the course
- 4 Target participants
- 4 Learning objectives
- 4 Course description
- 5 Course Chairs
- 5 Faculty
- 6 Wednesday, April 3, 2019
- 7 Thursday, April 4, 2019
- 8 Friday, April 5, 2019
- 9 Event organization
- 9 Event information and logistics
- 9 Event venue
- 10 General information
- 11 Principles of AO Education Events

Welcome

On behalf of AOCMF (the craniomaxillofacial clinical division of the AO Foundation), it is my pleasure to personally welcome you to this educational event.

When I attended my first AO course back in 1990, it was at a turning point in my career. By getting to know the AO, I found an extremely valuable learning resource—and a community of friends for life. I hope your experience with us today will be equally rewarding, and maybe change the way you practice medicine.

When I say community, I mean just that. AOCMF is a multidisciplinary community of clinicians of many nationalities and specialties. Today, our AOCMF community has more than 3,400 members. We are at the forefront of education and new developments. We pride ourselves on offering unique learning and networking opportunities to more than 7,000 passionate surgeons worldwide—every year.

Through our educational activities, membership program, social media presence and website, we aspire to encourage and inspire surgeons—residents, fellows, and practitioners—to pursue fulfilling careers in our field. We endeavor to provide lifelong learning opportunities and career development for interested surgeons. Almost every aspect of craniomaxillofacial surgery is covered, with a major focus in best clinical practice, research and new technologies founded in competence-based education.

We hope that your experience with our faculty, chairs, and your peers over the next few days will help you develop new knowledge, skills, and understanding that you can directly apply to your own practice. And we hope that this experience will inspire you to build professional and personal lifelong friendships, just as I have over the past three decades.

We value your participation and encourage you to share your ideas, unique perspectives, and opinions to help build and enhance our dynamic community. Together, we are improving patient care by sharing knowledge and best practices, as reflected in our mission statement: “Excellence in facial surgery across the specialties.”

I wish you an outstanding learning experience. Yours sincerely,



Gregorio Sánchez-Aniceto
AOCMF International Chair

Goal of the course

This course with practicals on anatomical specimens is designed to present and teach all essential operative procedures in oral and maxillofacial surgery. We also offer you the chance to practice under expert guidance.

Target participants

This course is aimed at fully qualified specialists in oral and maxillofacial surgery, ENT surgery, or plastic and reconstructive surgery, as well as residents in their last years of training.

Learning objectives

Upon completion of the course, the participant will be able to:

- describe the steps in performing the most relevant surgical approaches in oral and maxillofacial surgery safely
- carry out the most essential operative procedures step by step
- identify the complex anatomical structures

Course description

Course Concept: Practical on anatomical specimens, Lectures.

This three-day intensive course with practical work on fresh frozen anatomical specimens. Each practical session will include a step by step introduction followed by onsite demonstration. Participants will then perform the same technique on anatomical specimens.

The course is organized with 2 participants per anatomical specimen.

1. Online preparations—4 weeks prior to the face-to-face event

In these 4 weeks participants are required to complete a self-assessment.

2. Face-to-face event—3 days

The face-to-face event is delivered through a combination of short lectures and practical exercises.

3. Online follow-up

During the week after the course, participants will complete an online evaluation.

Course Director



Christos Perisanidis

University of Athens,
Athens, Greece

Course Chair



Emeka Nkenke

Medical University of Vienna,
Vienna, Austria

International faculty

Travis Tollefson, University of California, Davis Medical School, Sacramento, United States

Regional Faculty

Julio Acero Sanz, Ramon y Cajal / Puerta de Hierro University Hospitals, Madrid, Spain

Nikolaos Papadogeorgakis, Evangelismos General Hospital, Athens, Greece

Stefano Fusetti, University of Padova, Padua, Italy

National Faculty

Paul Wolfgang Pöschl, Klinikum Wels-Grieskirchen, Wels, Austria

Michael Pretterklieber, Medical University of Vienna, Vienna, Austria

Robert Gassner, Medical University Innsbruck, Innsbruck, Austria

Honorary Guest

Rolf Ewers, University Hospital for Craniomaxillofacial and Oral Surgery, Vienna, Austria

Day 1: April 3, Wednesday, 2019

TIME	AGENDA ITEM	WHO
07:30–08:00	Registration	
08:00–08:20	Welcome address and introduction	Christos Perisanidis, Emeka Nkenke, Rolf Ewers
08:20–08:40	AO History, structure and membership	Rolf Ewers
08:40–09:00	Introduction of head and neck anatomy	Michael Pretterkieber
Session I Airway Management		
09:00–10:00	Tracheostomy	Emeka Nkenke
10:00–10:30	COFFEE BREAK	
Session II Neck Dissections		
10:30–12:00	Supraomohyoid neck dissection	Julio Acero Sanz
12:00–13:30	Modified radical neck dissection	Julio Acero Sanz
13:30–14:30	LUNCH	
Session III Rhinoplasty		
14:30–16:30	Open Rhinoplasty	Travis Tollefson
16:30	End of Day 1	

Day 2: April 4, Thursday, 2019

TIME	AGENDA ITEM	WHO
Session IV Facial Nerve and Parotidectomy		
08:00–09:30	Facial nerve dissection	Nikolaos Papadogeorgakis
09:30–09:45	COFFEE BREAK	
09:45–11:00	Parotidectomy	Nikolaos Papadogeorgakis
Session V Approaches to the Orbit		
11:00–13:00	Transconjunctival approach	Paul Wolfgang Pöschl
	Transcaruncular approach	Paul Wolfgang Pöschl
13:00–14:00	LUNCH	
Session VI Approach to the TMJ		
14:00–16:00	Auricular approach	Paul Wolfgang Pöschl
16:00	End of Day 2	

Day 3: April 5, Friday, 2019

TIME	AGENDA ITEM	WHO
Session VII Blepharoplasty		
08:00–09:00	Upper Blepharoplasty	Travis Tollefson
09:00–10:00	Lower Blepharoplasty	Travis Tollefson
10:00–10:15	COFFEE BREAK	
Session VIII Approaches to the Upper Face		
10:15–11:15	Coronal approach	Christos Perisanidis
Session IX Orthognathic Surgery		
11:15–12:00	Le Fort I Osteotomy	Stefano Fusetti
12:00–13:00	Bilateral Sagittal Split Osteotomy	Stefano Fusetti
13:00–14:00	LUNCH	
Session X Craniosynostosis		
14:00–16:00	Fronto-orbital advancement	Robert Gassner
16:00–16:15	Summary, Q&A, and evaluation	
16:15–16:30	Certificates	
16:30	End of the Course	

Event organization

AOCMF

Edina Buzas
 Clavadelerstrasse 8
 Davos Platz, Switzerland
 Phone +41 81 414 25 58
 Fax +41 81 414 22 80
 Email edina.buzas@aocmf.org

AO funding sources

Unrestricted educational grants from different sources are collected and pooled together centrally by the AO Foundation. All events are planned and scheduled by local and regional AO surgeon groups based on local needs assessments. We rely on industrial/commercial partners for in-kind support to run simulations/skills training if educationally needed.

Event information and logistics

AO Courses Austria

Sylvia Reischl
 Phone +43 664 925 3869
 Email reischl.sylvia@ao-courses.com

Event organisation compliance

In certain countries where AO has no office but offers educational events, the AO cooperates with third party companies to conduct local organization and logistics, as well as to communicate with participants in the local language. In these cases the AO has put rules and guidelines in place (Letter of Secondment, AO Foundation—Principles of AO Educational Events) to ensure that this cooperation has no impact on the curricula, scientific program, or faculty selection.

Event venue

Medizinische Universität Wien

Anatomisches Institut (Center for Anatomy)
 Spitalgasse 23, 1090 Wien, Austria
 Phone +43 1 401600
www.meduniwien.ac.at

General information

Event Registration

Please register online at:
<http://AOCMF10009131.aocmf.org>

Event fee

10th AOCMF Course—Operative Techniques in Oral and Maxillofacial Surgery (with HAS):
EUR 1,590.

Member: EUR 1,510.50

Member Plus: EUR 1,431.

Included in the event fee are conference bag with documentation, coffee breaks, lunches, course certificate.

European CME Accreditation

An application has been made to the UEMS—EACCME® in Brussels for CME accreditation of this event.

Evaluation guidelines

All AOCMF events apply the same evaluation process, either online (pre- and post-event evaluation) or/and on-site paper and pencil questionnaires. This helps AOCMF to ensure that we continue to meet your training needs.

Intellectual property

Event materials, presentations, and case studies are the intellectual property of the event faculty. All rights are reserved. Check hazards and legal restrictions on www.aofoundation.org/legal.

Recording, photographing, or copying of lectures, practical exercises, case discussions, or any event materials is absolutely forbidden.

The AO Foundation reserves the right to film, photograph, and audio record during their events. Participants must understand that in this context they may appear in these recorded materials. The AO Foundation assumes participants agree that these recorded materials may be used for AO marketing and other purposes, and made available to the public.

Security

There will be a security check at the entrance of the building. Wearing of a name tag is compulsory during lectures, workshops, and group discussions.

No insurance

The event organization does not take out insurance to cover any individual against accidents, theft, or other risks.

Mobile phone use

Mobile phone use is not allowed in the lecture halls and in other rooms during educational activities. Please be considerate of others by turning off your mobile phone.

Transportation

Not provided to participants

Dress code

Casual

Event language

English



AO Foundation—Principles of AO Educational Events

Academic independence

Development of all curricula, design of scientific event programs, and selection of faculty are the sole responsibilities of volunteer surgeons from the AO network. All education is planned based on needs assessment data, designed and evaluated using concepts and evidence from the most current medical education research, and involving the expertise of the AO Education Institute (www.aofoundation.org).

Industry participation is not allowed during the entire curriculum development and planning process to ensure academic independence and to keep content free from bias.

Compliance to accreditation and industry codes

All planning, organization, and execution of educational activities follow existing codes for accreditation of high-quality education:

- Accreditation Criteria of the Accreditation Council for Continuing Medical Education, USA (www.accme.org)
- ACCME Standards for Commercial Support: Standards to Ensure Independence in CME Activities (www.accme.org)
- Criteria for Accreditation of Live Educational Events of the European Accreditation Council for Continuing Medical Education (www.uems.eu)

Events that receive direct or indirect unrestricted educational grants or in-kind support from industry also follow the ethical codes of the medical industry, such as:

- Eucomed Guidelines on Interactions with Healthcare Professionals (www.medtecheurope.org)
- AdvaMed Code of Ethics on Interactions with Health Care Professionals (advamed.org)
- Mecomed Guidelines on Interactions with Healthcare Professionals (www.mecomed.org)

Branding and advertising

No industry logos or advertising (with the exception of the AO Foundation and AO clinical divisions) are permitted in the area where educational activities take place.

Sponsors providing financial or in-kind support are allowed to have a promotional booth or run activities outside the educational area with approval from the event chairperson.

Use of technologies and products in simulations

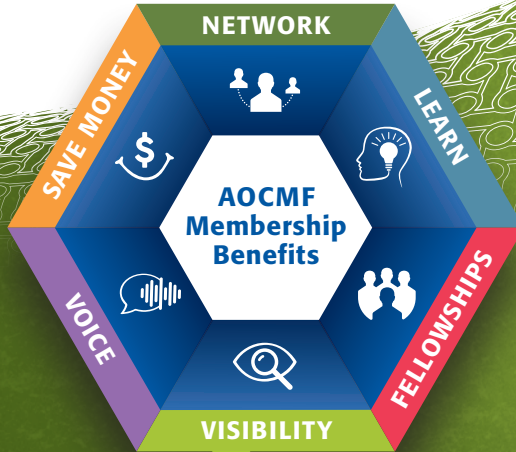
If case simulations are chosen as an educational method to educate skills, we only use technology approved by the AOTK System (AOTK)—a large independent group of volunteer surgeons developing and peer-reviewing new technology (more information about the AOTK, its development and approval process can be found on the AO Foundation website: www.aofoundation.org).

Personnel

Industry staff are not allowed to interfere with the educational content or engage in educational activities during the event.

AOCMF Membership

Join the number one network for oral and craniomaxillofacial experts



Did you know?

As an AOCMF Member Plus, you get to submit your article to our CMTR Open journal for free. Join today—and raise your profile!

SAVE MONEY—Find cost savings on AOCMF educational products. Discounted prices on courses.

NETWORK—Over 3000 members—Endless ways to grow your professional network in person and virtually.

LEARN—An array of educational materials, interactive tools, guides and research support at your fingertips.

FELLOWSHIPS—Sponsored fellowship programs at world leading clinics around the world.

VISIBILITY—Stand out and get recognized as an active member of your community through our member directory and digital channels.

VOICE—Shape the future of craniomaxillofacial surgery and transform medical education through a governance role.

Excellence in facial surgery across the specialties



Visit our website to explore the full array of benefits

www.aocmf.org