

PROGRAMME



CONGRESS 2000

5 - 9 SEPTEMBER
EDINBURGH SCOTLAND

XV CONGRESS OF THE
EUROPEAN ASSOCIATION FOR
CRANIO-MAXILLOFACIAL SURGERY
5-9 SEPTEMBER 2000
EDINBURGH INTERNATIONAL
CONFERENCE CENTRE
EDINBURGH UK

PROGRAMME



CONGRESS
2000
5 - 9 SEPTEMBER
EDINBURGH SCOTLAND

XV CONGRESS OF
EUROPEAN ASSOCIATION FOR
CRANIO-MAXILLOFACIAL SURGERY

EDINBURGH INTERNATIONAL CONFERENCE CENTRE
EDINBURGH SCOTLAND UK
5-9 SEPTEMBER 2000

	PAGE
Committees & Councillors	3
Welcome from the President	4-5
Scotland - The Destination	7
General Information	8
Information for Speakers	11
Official Meetings	12
Social Programme	13
Accompanying Persons Programme	14
Scientific Programme at a Glance	15-19
Duty Officers	20
Tuesday	21-26
Wednesday	27-42
Thursday	43-50
Friday	51-66
Saturday	67-72
Poster Sessions	73-91
Video Sessions	92-95
Symposia	96-98
Keynote Lectures	99-101
Special Live Link Transmission and Video Masterclass	102
Limited Attendance Masterclasses	104-106
Exhibition Plans	107
List of Exhibitors	108
List of Sponsors	109
List of Advertisers	110
List of Chairpersons	111-112
List of Presenting Authors	113-123
Congress Hotels	124
Map of Edinburgh	125

ORGANISING COMMITTEE

John LI Williams (Chairman)
David Barnard
John Hawkesford
Peter Leopard
John Lowry
Jill McFarland
Jill Williams

SCIENTIFIC COMMITTEE

John LI Williams – ex officio
Peter Leopard (Chairman)
Malcolm Bailey
Bernard Devauchelle
John Langdon
Glen Lello
David MacPherson
Mark McGurk
Peter Ward-Booth
Diane Drinkwater (Secretary)

EACMFS EXECUTIVE COMMITTEE

President	John LI Williams
Immediate Past President	Christian Lindqvist
President Elect (2000 – 2002)	Ulrich Joos
Secretary General	John Lowry
Treasurer	Hermann Sailer
Assistant Secretary	Henri Thuau
Editor in Chief	Karsten Gundlach
Education Officer	Bernard Devauchelle

EACMFS COUNCIL OFFICERS

Councillor for Albania	Samedin Gjini
Councillor for Armenia	Khachatour A Badalian
Councillor for Austria	Bernd Gatteringer
Councillor for Belgium	Luc Neyt
Councillor for Belarus	Oleg Chudakov
Councillor for Bulgaria	Nikola Polichronov
Councillor for Croatia	Miso Virag
Councillor for Czech Republic	Josef Bilder
Councillor for Denmark	Poul Vedtofte
Councillor for Estonia	Edvitar Leibur
Councillor for Finland	Anna-Lisa Soderholm
Councillor for France	Bernard Ricbourg
Councillor for Germany	Alexander Hemprich
Councillor for Greece	Demetrius Karakasis
Councillor for Hungary	Gyorgi Szabo
Councillor for Israel	Dov Laufer
Councillor for Italy	Massimo Politi
Councillor for Latvia	Gunters Selga
Councillor for Lithuania	Pranas Tercijonas
Councillor for Macedonia	Branko Vasilevski
Councillor for Moldova	Dumitru Scerbatuic
Councillor for Netherlands	Jacques Vermeeren
Councillor for Norway	Tore Bjornland
Councillor for Poland	Stanislaw Bartkowski
Councillor for Portugal	Carlos Santos
Councillor for Romania	Emil Urtila
Councillor for Russia	Alexander Nerobeyev
Councillor for Slovakia	Dujan Poruban
Councillor for Spain	Carlos Navarro-Vila
Councillor for Sweden	Anders Eriksson
Councillor for Switzerland	Hermann Sailer
Councillor for Turkey	Orhan Guven
Councillor for UK	John Lowry
Councillor for Ukraine	Vladislav Malunchuk
Councillor for Federal Republic of Yugoslavia	Nebojsa Jovic



W elcome to Edinburgh.

On behalf of the Organising Committee may I say how delighted we are that you have been able to join us in Edinburgh for this Congress. The programme developed over the last few years has culminated in an exciting mixture of both scientific and social events. This should give us a unique opportunity not only to share experience from the clinical field but also to join together socially.

Europe is a unique blend of cultures and this occasion provides a particular opportunity to share those cultures, benefit from the wealth of education and talent that exists in our countries and above all, join together in a spirit of friendship which helps us to understand each other better and to enjoy one another's company to the full.

Edinburgh is a delightful city, you are able to walk around large quantities of it very easily and there are many cultural places to visit, restaurants to enjoy, sights to see. We sincerely hope that you will make the most of this opportunity and if there is anything that anybody on the Scientific Committee or the Organising Committee can do to help they would be pleased to do so. Equally I hope that some of you may be able to stay behind afterwards and in addition to the post Congress Scientific Programme, enjoy some of the local scenery to the full as well as the delights of the highlands.

I would like to take this personal opportunity to reinforce the welcome of the Organising Committee and trust that you will all have a memorable stay in Scotland.

A handwritten signature in blue ink that reads "John LI Williams". Below the signature is a long, horizontal blue line.

John LI Williams
President

Je voudrais, de la part du Comité Organisateur, vous dire à quel point nous sommes heureux que vous ayez pu nous rejoindre à Edimbourg pour ce Congrès. Le programme, développé sur ces dernières années est maintenant à son apogée avec un stimulant mélange d'événements scientifiques et sociaux.

Ceci devrait nous permettre non seulement de partager nos expériences dans le domaine clinique mais aussi de nous rencontrer et ainsi mieux nous apprécier les uns les autres.

L'Europe est un brassage unique de cultures et cette occasion nous donne une chance exemplaire de mettre ces cultures en commun, de bénéficier de la richesse de l'enseignement et des talents qui existent dans nos pays; et surtout, de nous réunir dans une atmosphère conviviale, nous permettant ainsi de mieux nous comprendre et de profiter au maximum les uns des autres.

Edimbourg est une ville formidable. Vous pouvez vous rendre quasiment partout à pied. Il y a beaucoup de lieux culturels à visiter, de restaurants à découvrir ainsi que de nombreux sites à explorer. Nous espérons sincèrement que vous en profiterez pleinement et si quiconque du Comité Scientifique ou du Comité Organisateur peut vous être utile dans vos démarches, il sera enchanté de vous assister.

De même, j'espère que certains d'entre vous auront l'occasion de rester un peu après, afin de découvrir, en plus du Programme Scientifique Post Congrès, les charmants paysages environnants et les spectaculaires Highlands.

Je profite de cette opportunité personnelle pour renouveler le souhait de bienvenue du Comité Organisateur et suis certain que vous passerez un séjour mémorable en Ecosse.

John LI Williams
Président

Stellvertretend für das Organisationskomitee möchte ich hiermit unsere Freude darüber ausdrücken, daß Sie zu diesem Kongress hier in Edinburgh kommen konnten. Das Programm, daß in den letzten paar Jahren entwickelt wurde kulminiert in einer aufregenden Mischung aus Wissenschaftlichen sowie sozialen und kulturellen Ereignissen. Dies wird uns die einmalige Gelegenheit geben nicht nur unsere Erfahrungen im klinischen Bereich auszutauschen sondern auch privat ein besseres Verständnis zu erzielen.

Europa bietet eine einzigartige Vielseitigkeit verschiedener Kulturen und dieser Anlaß ist eine hervorragende Gelegenheit diese Kulturen miteinander zu teilen und von dem Reichtum an Erziehung und Talent in den verschiedenen Ländern zu profitieren.

Laßt uns so im Sinne einer Freundschaft zusammenkommen, die uns helfen wird einander besser zu verstehen und das gemeinsame Beisammensein voll zu genießen.


Edinburgh ist eine wundervolle Stadt, durch die Sie zum großen Teil leicht zu Fuß spazieren können. Auch gibt es viele kulturelle Stätten und Sehenswürdigkeiten zu besichtigen und viele Restaurants für das leibliche Wohl.

Wir hoffen aufrichtig, daß Sie diese Möglichkeiten voll ausschöpfen können und falls es etwas gibt, das jemand des Wissenschaftlichen- oder des Organisationskomitees tun kann um Ihnen dabei behilflich zu sein, so werden wir das mit Freuden tun.

Zur gleichen Zeit hoffe ich, daß einige von Ihnen noch länger bleiben können und zusätzlich zum Congress Scientific Programme noch etwas die hiesige Landschaft sowie die Schönheit der Highlands voll genießen werden.

Ich möchte diese Gelegenheit nutzen nochmals persönlich, in der Hoffnung daß Sie alle einen Erinnerungswerten Aufenthalt in Schottland haben werden, dem Willkommen des Organisationskomitees Nachdruck zu verleihen.

John LI Williams
Präsident



Scotland, a land of magnificent scenery and ancient buildings, remains one of Europe's few unspoilt and wild regions. Historical reminders of a turbulent past can be found scattered throughout this land of wide open glens, windswept moors, rugged hills and mysterious lochs. From the early stone carvings of Neolithic man to the historic battles of Independence, the pioneering work of architects and inventors and the time-honoured crafts of weaving and whisky distillation, Scotland has had a huge impact on the way we live and is land well worth discovering.

Scotland's cities are equally as interesting as its landscape, and you will not be disappointed by Edinburgh, with its Edinburgh Castle skyline towering prominently over the city centre. There are many opportunities for sightseeing in Scotland's beautiful capital city, and the accompanying persons day tours organised for the Congress will provide a good introduction to the city and beyond. There are over 60 Museums and Art Galleries, and two of the best known are the Scottish Gallery of Modern Art and the National Portrait Gallery, situated on the Mound in the centre of Princes Street. Further information about visitor attractions in the city can be obtained from Edinburgh Tourist Board on +44 131 557 1700.

There are also a vast number of shops, restaurants and pubs. Princes Street is home to many of the high street stores including the oldest independent department store, Jenners, which is a must for shopping with its many floors selling a variety of goods including great souvenirs of Edinburgh.

The Edinburgh International Festival and the Edinburgh Festival Fringe combine to make the world's largest art's festival, providing three weeks of the very best of theatre,

opera, comedy, music and dance from around the world. The main festival will run from 13 August – 2 September 2000. The world renowned Edinburgh Military Tattoo runs from 4 – 26 August on the Castle Esplanade, presenting a stunning mixture of military bands and music from all over the world. The Year 2000 marks the 50th anniversary of the Edinburgh Military Tattoo, which is now attended by over 200,000 people each year.

Scotland's countryside alone gives reason enough to visit - as a destination the country boasts immense scenic variety. The landscape is diverse - from the pastoral stretches of the Borders with their woods and rippling rivers, through the open moorland expanses reaching across much of the south. Travel northwards and you will be impressed by the lonely grandeur of the Highlands, and stunned by the beauty of the mountainous areas in the northwest with its wild and fretted coastline.

Beyond the mainland are the island groups of the Hebrides in the west and Orkney and Shetland to the north. Within this scenery crowds the visible legacy of Scotland's long and romantic history: a wealth of prehistoric remains, beautiful though ruined medieval abbeys, castles, fortified houses with spectacular decorated and furnished interiors surrounded by parks.

Perhaps this is your first trip to Edinburgh and Scotland – or maybe you are a seasoned visitor? Whatever the case, be sure to take the opportunity of experiencing as many as possible of the diverse attractions which Scotland has to offer – and leave with the traditional farewell in mind: Haste Ye Back!

EDINBURGH INTERNATIONAL CONFERENCE CENTRE

Congress 2000, the XV EACMFS Congress, takes place in the purpose built Edinburgh International Conference Centre. This modern building lies immediately adjacent to the Sheraton Hotel and is located near to a selection of hotels offering a wide range of accommodation.

OFFICIAL OPENING CEREMONY

The conference will begin with the official Opening Ceremony, which will take place on Tuesday 5 September in the Pentland Suite, on the 3rd floor of the Edinburgh International Conference Centre.

REGISTRATION & ENQUIRIES

The registration and information desks will be situated in the Strathblane Hall, on the ground floor level of the Edinburgh International Conference Centre. These desks will be open at the following times:

Monday 4 September:	14.00 – 21.00
Tuesday 5 September:	07.30 – 18.00
Wednesday 6 September:	08.00 – 18.00
Thursday 7 September:	08.00 – 14.00
Friday 8 September:	08.00 – 18.00
Saturday 9 September:	08.00 – 13.00

All delegates must register and collect their Congress documents at these times, as entrance to the scientific sessions will not be permitted without the official delegate badge.

MESSAGES DURING THE MEETING

A message board where delegates may leave and receive messages during the meeting will be situated near to the Registration desks. Delegates are asked to check the message board at regular intervals, and to leave messages on this board for colleagues. Unfortunately, it will not be possible to interrupt sessions in order to deliver individual messages to participants.

If you need to telephone and leave a message for a delegate, please contact +00 44 131 300 3000 or fax + 00 44 131 300 3030. Please note that both the telephone and fax numbers will only be available during the hours of registration.

TELEPHONES

Public telephones are located by the Business Centre in the Strathblane Foyer on the ground floor level of the Edinburgh International Conference Centre. The telephones operate with coins, credit cards and phone cards. Phone cards can be purchased from the Business Centre.

SCIENTIFIC SESSIONS

All scientific sessions will take place in the Edinburgh International Conference Centre. A plan of the centre can be found in the pocket-sized orientation guide which is in your delegate bag.

POSTERS

Posters will be on display in the Moorfoot and Kilsyth rooms, which are situated on Level 0 of the Edinburgh International Conference Centre. Posters should ideally be in position before the Opening Ceremony on Tuesday 5 September. It will be possible to put up posters from 14.00 on Monday 4 September, and they must be removed before the end of the Congress on Saturday 9 September 2000. Velcro stickers will be available to enable poster presenters to fix their posters to the poster boards provided. Please ask at the Poster Desk in the Lomond Foyer, which will be open on Monday from 14.00 – 21.00 and Tuesday from 07.30 to 13.30, to obtain velcro stickers, for fixing your poster to the relevant board. After this time, please make any enquiries at the general registration desks.

VIDEOS

Videos must be in VHS PAL or NTSC format and handed in to the technicians in the Speaker Preview room at least a half day in advance.

LIMITED ATTENDANCE MASTERCLASSES

All Limited Attendance Masterclasses will be held in the Edinburgh International Conference Centre – in the Sidlaw, Fintry and Harris 1 & 2 rooms. Pre-registered tickets were available to trainees only, but other tickets may be purchased subject to availability. Delegates wishing to attend a Masterclass can enquire for tickets at the Masterclass desk in the Strathblane Foyer. The cost per Masterclass is £25 per person. A full listing of the Masterclasses can be found on pages 104-106 of this programme.

EXHIBITION

The trade exhibition will be held throughout the meeting, in the Strathblane foyer on Level 0 and the Cromdale Hall on level -2. The exhibition will be open at the following times:

Monday 4 September:	14.00 – 19.00
Tuesday 5 September:	08.00 – 18.00
Wednesday 6 September:	08.00 – 18.00
Thursday 7 September:	08.00 – 14.00
Friday 8 September:	08.00 – 18.00
Saturday 9 September:	08.00 – 12.00

Please refer to pages 107 & 108 of this programme for a full listing of exhibitors and a plan of the exhibition stands.

NAME BADGES

Name badges will be issued to all delegates at registration. Delegates and registered accompanying persons must wear their name badges in order to gain entry to scientific sessions, the exhibition and all official social activities. On entry to the EICC, delegates must show their name badges for security purposes. In the event of losing a name badge, delegates should ask for a duplicate at the registration desk.

Badges are coded with a coloured strip as follows:

Organising Committee	Pale Blue
Scientific Committee	Red
Clansman Monarch	Purple
Invited Speaker	Yellow
Exhibitor	Green
Councillor	Black
Accompanying Person	Orange

REFRESHMENTS

Coffee and tea will be served at various catering points throughout the EICC, during the morning and afternoon breaks. A hot fork buffet lunch will be available on Tuesday, Wednesday, Thursday and Friday. This will be served from the various catering points in the Cromdale Hall and Strathblane Foyer. Lunch tickets will be distributed to delegates and registered accompanying persons at registration.

HOTEL ACCOMMODATION

An Accommodation & Social Programme Desk will be situated in the Strathblane Foyer of the EICC adjacent to the Registration desks. Delegates who have accommodation queries, or require additional accommodation, should enquire at this desk.

SOCIAL PROGRAMME & TOURS INFORMATION

Delegates requiring information about the social programme should enquire at the Accommodation & Tours Desk, which will be situated in the Strathblane Foyer. A full listing of the Social Programme and tours can be found on pages 14 & 15 of this final programme. Please note that all tickets are subject to availability.

PERSONAL BELONGINGS

There are cloakroom facilities at the EICC for leaving coats, bags etc. during the Congress. Delegates are reminded that all personal property is the responsibility of the individual. EACMFS, Clansman Monarch and the EICC regret that they cannot take responsibility for loss or damage to personal property during the conference.

EACMFS MEMBERSHIP DESK

The membership desk, situated in the Strathblane Foyer, will be available throughout the Congress to assist with applications for membership, queries about membership and issues related to the Journal of Cranio-Maxillofacial Surgery plus payment of subscription/membership fees through Harcourt Brace & Co Ltd.

SPEAKER REGISTRATION

All speakers and session chairmen are asked to register at the Registration Desk which will be located in the Strathblane Foyer. Please note that all speakers must register for the conference.

SPEAKER PREVIEW ROOM

To ensure the smooth running of each session, speakers – including all reserve speakers - are requested to take their slides, videos and PowerPoint presentations to the Speaker Preview Room, located on the first floor in the Carrick Suite. Carousels will be available for trayng slides. Please note: speakers should not take their own slides, discs or videos to the sessions. Preview sessions cannot be reserved, so it is essential that speakers take their presentations to the Speaker Preview Room at least one hour in advance of the start of their session (and preferably earlier) to ensure there is enough time available for checking slides and retraying if necessary. Slides will be transported to the relevant session for speakers and will be returned to the Speaker Preview Room after the completion of the session. Speakers may collect their slides from the Speaker Preview Room two hours after the session is completed. The Preview Room will be open at the following times:

Monday 4 September:	07.30 – 18.00
Tuesday 5 September:	07.00 – 20.00
Wednesday 6 September:	06.30 – 18.00
Thursday 7 September:	06.30 – 16.00
Friday 8 September:	06.30 – 20.00
Saturday 9 September:	07.00 – 14.00

PRESENTATION TIMINGS

Presenters of free Oral papers should note that timings are limited to 8 minutes per paper, excluding discussion time. Time schedules will be strictly adhered to by the Chairmen in each session, and speakers will be interrupted if they exceed their allotted time.

Projector controls are mounted on the speaker's lectern marked FORWARD and REVERSE.

In the event of problems, speakers should leave the controls alone – repeated operation will only oppose the efforts of the Technician who will remedy any malfunction.

SUNDAY 3RD SEPTEMBER	09.00-18.00	Executive Committee Meeting (EACMFS)	EICC Harris
	11.00-12.00	European Board Executive (EBOMFS)	Sheraton
	12.00-13.00	European Board Examiners Meeting (EBOMFS)	Sheraton
	13.00-18.45	European Board Assessments (EBOMFS)	Sheraton
MONDAY 4TH SEPTEMBER	08.00-17.00	IAOMS Executive Meeting	Conference House
	09.00-12.30	Liaison Group (EACMFS & AAOMS)	EICC Harris 1&2
	14.00-17.00	Council Meeting (EACMFS)	EICC Harris 1&2
	08.00-18.00	European Board Assessments (EBOMFS)	Sheraton
	18.00-19.00	European Board Examiners Meeting (EBOMFS)	Sheraton
TUESDAY 5TH SEPTEMBER	07.00-10.00	IAOMS Education Committee	Conference House
	17.00-18.00	Trainees Group of EACMFS	EICC Harris 1&2
WEDNESDAY 6TH SEPTEMBER	12.30-13.45	Editorial Board Meeting (JCMFS)	EICC Harris 1&2
	14.00-17.00	College of Postgraduate Education	EICC Harris 1&2
	17.00-19.00	EACMFS 1st General Assembly	EICC Pentland
THURSDAY 7TH SEPTEMBER	08.30-10.00	Executive Committee Meeting (EACMFS)	EICC Gladsmuir
	10.00-12.00	Council Meeting (EACMFS)	EICC Harris 1&2
FRIDAY 8TH SEPTEMBER	09.30-13.00	European Board Executive (EBOMFS)	EICC Harris 1&2
	15.00-16.00	Prize Award Committee Meeting (EACMFS)	EICC Harris 2
	17.00-19.00	EACMFS 2nd General Assembly	EICC Pentland
SATURDAY 9TH SEPTEMBER	08.00-09.00	Executive Committee Meeting (EACMFS)	EICC Harris 1&2
	08.00-10.00	IAOMS Executive Committee	EICC SI Lounge
	09.00-10.00	Council Meeting (EACMFS)	EICC Gladsmuir

If you have pre-reserved tickets for the social events and tours, these will be in your delegate envelope which will be given to you when you register. Additional tickets may be purchased at the Social Programme & Tours Desk, subject to availability. Please note: numbers are limited for all events and entrance is by ticket only – please ensure that you take your tickets with you.

OPENING CEREMONY

Tuesday 5 September, 10.30 – 12.30

All participants – both those taking part in the Scientific Programme and in the Accompanying Persons Programme – are invited to the Opening Ceremony. This will be held in the Pentland Suite of the Edinburgh International Conference Centre (EICC). The ceremony will include a special Guest lecture, which will be of interest to all those attending.

Admission is free, but will be by ticket only.

PRESIDENT'S RECEPTION

Tuesday 5 September, 18.30 – 20.00

Delegates and accompanying persons are invited to a reception in the National Gallery of Scotland, which is located in the heart of the city. The Gallery houses an outstanding collection of paintings, drawings and prints by artists from the Renaissance to Post Impressionism including Rembrandt, Turner, Constable, Monet and van Gogh, shown alongside the national collection of Scottish Art. Guests will be able to view the exhibits on display in the impressive main galleries whilst enjoying wine and canapés.

Admission is free, but will be by ticket only

TRADITIONAL SCOTTISH CEILIDH

Wednesday 6 September, 20.00 – midnight

This lively and informal evening will feature the finest of Scottish entertainment. Guests will be able to participate in energetic and spirited ceilidh dancing, including the infamous Gay Gordons, Strip the Willow and The Dashing White Sergeant...and yes, there will be some experts on hand to give tuition and lead the dances! The setting for the Ceilidh will be the Festival Hall at the Caledonian Brewery.

Cash bars will be open throughout the evening and the buffet will be a traditional Scottish supper of haggis, neeps and tatties.

£25 per person, including Scottish buffet supper, live ceilidh band and coach transfers to and from Congress Hotels.

HIGHLAND GAMES AT OXENFOORD CASTLE

Thursday 7 September, 14.30 – 21.00

No visit to Scotland would be complete without the experience of a traditional Highland Games. This afternoon of entertainment, activities and music will give you every opportunity to participate in a truly Scottish event. The lawns at the 18th Century Oxenfoord Castle, which is around half an hour's drive South of Edinburgh, will provide a fabulous setting for the games. Activities will include Tossing the Caber, Falconry, Piping, traditional Scottish music and much much more... Trips to nearby Glenkinchie Distillery will also be operating, for those who wish to sample a dram (numbers limited). Early evening, a delicious spit-roast will be served in marquees on the lawns, and later the coaches will return you to Edinburgh.

£65 per person, including all activities and entertainment, spit-roast supper with wine, and transfers from the EICC, returning to the Congress Hotels.

Dress code: warm clothing and stout footwear.

Note: Coaches depart from EICC at 14.30 and returns at around 21.30.

CONGRESS BANQUET

Friday 8 September, 19.15 - midnight

The Edinburgh Suite at the Sheraton will be the venue for this formal dinner and dance, which will be the climax of the evening entertainment during the congress. A superb five-course dinner will be accompanied by a quartet of musicians playing 1920s music, and dancing will take place after dinner. This five-star evening of fine food and wine, music and dancing is guaranteed to be an occasion not to be missed.

£70.00 per person, including drinks reception, five-course dinner with wine and coffee and all entertainment. Dress code: Dinner Jacket and Black Tie.

If you have not already booked tickets for the accompanying persons tours, you may purchase these at the Social Programme and Tours Desk, subject to availability. Professional multilingual guides (English, French and German speaking) will lead each tour. The Organisers reserve the right to cancel any tour for which there is insufficient demand.

WALKING TOUR OF EDINBURGH'S OLD TOWN

Monday 4 September, 14.30 – 16.00

Enjoy a walking tour around historical Edinburgh's famous Old Town wynds and closes. Experienced guides will make the turbulent and colourful history come alive with historic facts and intriguing anecdotes! **£9.00 per person.**

Meeting point: the tour will depart from and return to the Edinburgh International Conference Centre.

THE EDINBURGH TOUR

Monday 4 September, 09.00 – 16.30

This panoramic tour of Edinburgh provides guests with an ideal introduction to some of Edinburgh's best-known landmarks. In the morning we visit the 12th century castle overlooking famous Princes Street and the fascinating Royal Mile – the heart of Edinburgh's Old Town. After a two-course lunch in a city centre restaurant we will continue our tour, passing through Edinburgh's New Town with its elegant Georgian architecture. We arrive at Camera Obscura Edinburgh's oldest tourist attraction offering a live panorama of Edinburgh City. The coach will then head for the historic port of Leith, where we will visit Kinloch Anderson, experts in Highland Dress since 1868. Their heritage room houses a fascinating exhibition featuring the Royal Tartans and the history of kiltmaking. **£42.00 per person.**

Meeting point: the tour will depart from and return to the Edinburgh International Conference Centre.

EDINBURGH CRYSTAL FACTORY

Tuesday 5 September, 14.00 – 16.30

A guided tour of the world famous Edinburgh Crystal Factory, situated on the outskirts of Edinburgh, provides guests with the opportunity to witness first-hand every aspect of the traditional skills of dedicated craftsmen that give Edinburgh Crystal its scintillating sparkle and hallmark of quality. A well-stocked factory shop has a dazzling array of crystal tableware at competitive prices.

£14.00 per person

Free to registered accompanying persons (but places must still be booked). Meeting point: the tour will depart from and return to the Edinburgh International Conference Centre.

GLASGOW/BURRELL COLLECTION

Wednesday 6 September, 09.00 – 16.30

This city tour illustrates the development of Glasgow from medieval times to present day. The coach journey to Glasgow is approx. 55 minutes; we enjoy a guided coach tour encompassing the historic Cathedral, the regenerated Victorian Merchant City, and the elegant Georgian West End. We then visit the School of Art (designed by Charles Rennie Mackintosh) and Kelvingrove Art Gallery. After lunch at a delightful city restaurant, guests visit the famous Burrell Collection where over 8000 examples of historic fine art are housed in an award-winning building. This was the lifetime achievement of Sir William Burrell who bequeathed his entire collection to the City. It includes priceless tapestries, ancient artefacts, rare laces, and Chinese jade, bronze sculptures, magnificent stained glass and much more.

£37.00 per person.

Meeting point: the tour will depart from and return to the Edinburgh International Conference Centre.

PERTHSHIRE TOUR

Friday 8 September, 09.00 – 16.30

Travel northwards over the famous Forth Road Bridge into the charming countryside of the kingdom of Fife. Our first stop is a visit to Scone Palace, site of the famous coronation Stone of Scone on the outskirts of Perth. It is the family home of the Earls of Mansfield and boasts a magnificent collection of porcelain, furniture, ivories, 16th century needlework and 18th century clocks. Continue through delightful touring country to Glenturret Distillery, Scotland's oldest Highland malt distillery situated on the outskirts of the market town of Crieff. On arrival, guests will enjoy a two course lunch served in the Smugglers Restaurant followed by a VIP guided tour and whisky tasting. Leisurely return via the Perthshire hills and glens.

£45.00 per person.

Meeting point: the tour will depart from and return to the Edinburgh International Conference Centre.

Please note: all bookings for social programme events and accompanying persons tours are non-refundable unless we are able to re-sell your ticket to another delegate. All prices include VAT at 17.5%.

TIME	SIDLAW	PENTLAND	FINTRY
10.30		OPENING CEREMONY & GUEST LECTURE	
14.00		CHARLES TOMES LECTURE MAXILLOFACIAL SURGERY – QUO VADIS? 14.00 – 15.00 Page 99	
16.00	SESSION 1 CRANIOFACIAL	SESSION 2 ONCOLOGY	SESSION 3 ONCOLOGY
16.50	SESSION 4 FACIAL AESTHETICS	SESSION 5 CLEFTS	SESSION 6 ONCOLOGY

TIME	SIDLAW	PENTLAND	FINTRY	TINTO
08.30	SESSION 7 ONCOLOGY	SYMPOSIUM 1 FACIAL AESTHETIC SURGERY 08.30 – 11.00 Page 96	SESSION 8 ORBITAL TRAUMA	
09.20	SESSION 9 ONCOLOGY		SESSION 10 ORBITAL TRAUMA	VIDEO SESSION 1 09.30 – 10.30
10.10	SESSION 11 ONCOLOGY		SESSION 12 NEW TECHNIQUES/ MATERIALS	VIDEO SESSION 2 11.00 – 12.00
11.30	SESSION 13 ONCOLOGY	KEYNOTE LECTURE INVESTIGATION & MANAGEMENT OF EXTRACRANIAL HEAD AND NECK VASCULAR MALFORMATIONS 11.30 – 12.30 Page 100	SESSION 14 DISTRACTION	
13.30	SESSION 15 ONCOLOGY	KEYNOTE LECTURE HEAD INJURIES – FROM GCS TO GENOME 13.30 – 14.30 Page 100	SESSION 16 FACIAL AESTHETICS	VIDEO SESSION 3 13.30 – 14.30
14.30	SESSION 17 ONCOLOGY	SESSION 18 NEW TECHNIQUES/ MATERIALS	SESSION 19 DISTRACTION	VIDEO SESSION 4 15.00 – 16.00
16.00	SESSION 20 BONE PHYSIOLOGY	SESSION 21 CONDYLAR TRAUMA	SESSION 22 CRANIOFACIAL	

TIME	SIDLAW	PENTLAND	FINTRY
08.30	SESSION 23 ONCOLOGY	SESSION 24 DISTRACTION	SESSION 25 GENERAL TRAUMA
09.30	SESSION 26 CLEFTS	SESSION 27 DISTRACTION	SESSION 28 GENERAL TRAUMA
11.00	SESSION 29 SALIVARY	KEYNOTE LECTURE A EUROPEAN OVERVIEW OF CLEFT MANAGEMENT 11.00 – 12.00 Page 101	SESSION 30 ORTHOGNATHIC

TIME	SIDLAW	PENTLAND	FINTRY	TINTO
08.30	SESSION 31 ONCOLOGY	SYMPOSIUM 2 BIOPHYSICS IN CRANIOMAXILLOFACIAL SURGERY 08.30 – 11.00 Page 97	SESSION 32 DENTO-ALVEOLAR	
09.20	SESSION 33 ONCOLOGY		SESSION 34 GENERAL INTEREST	VIDEO SESSION 5 09.30 – 10.30
10.10	SESSION 35 ONCOLOGY		SESSION 36 ORTHOGNATHIC	VIDEO SESSION 6 11.00 – 12.00
11.30	SESSION 37 IMPLANTS	KEYNOTE LECTURE CURRENT ASPECTS OF RADIOTHERAPY & CHEMOTHERAPY IN THE TREATMENT OF HEAD & NECK CANCER 11.30 – 12.30 Page 102	SESSION 38 TRAUMA – FIXATION	
13.30	SESSION 39 CRANIOFACIAL	KEYNOTE LECTURE CURRENT ROLE OF GENETIC THERAPY IN HEAD & NECK CANCER 13.30 – 14.30 Page 102	SESSION 40 ORTHOGNATHIC	VIDEO SESSION 7 13.30 – 14.30
14.30	SESSION 41 DISTRACTION	SESSION 42 ONCOLOGY	SESSION 43 ORTHOGNATHIC	VIDEO SESSION 8 15.00 – 16.00
16.00	SESSION 44 CLEFTS	SESSION 45 ONCOLOGY	SESSION 46 FACIAL AESTHETICS	

TIME	SIDLAW	PENTLAND	FINTRY
08.30	SESSION 47 TMJ	SYMPOSIUM 3 MINIMALLY INVASIVE TECHNIQUES IN SALIVARY GLAND OBSTRUCTION 08.30 – 09.45 Page 98	SESSION 48 IMPLANTS
09.30	SESSION 49 TMJ		SESSION 50 ORTHOGNATHIC
10.00		LIVE LINK TRANSMISSION TEACHING SURGICAL SKILLS VIDEO MASTERCLASS 10.15 – 12.00 Page 103	
11.00	SESSION 51 TMJ		SESSION 52 VASCULAR/ OTHER PATHOLOGIES

DAY	DUTY OFFICER
Tues pm	G Lello
Wed am	P Ward Booth
Wed pm	J Langdon
Thurs am	D McPherson
Fri am	M McGurk
Fri pm	M Bailey
Sat am	P Ward Booth

If you have any problems or questions about your presentation please contact the duty officer shown above via the helpline.

SCIENTIFIC HELPLINE

Diane Drinkwater 0131 519 4138

The Scientific Helpline will be situated in the Speaker Preview Room – Carrick

CHAIRMEN: O Chudakov, B Eppley, R Ewers

Prog no.	TITLE/AUTHORS	COUNTRY	PRESENTER	TIME
1	CLASSIFICATION OF CRANIOSYNOSTOSIS BY MEANS OF STANDARDIZED CLINICAL EVALUATION AND GENETIC INVESTIGATION – A PRELIMINARY REPORT T Junger, M Reicherts, P Christophis, H-P Howaldt	Giessen/Germany	T Junger	16.00 hrs
2	PRELIMINARY RESULTS OF STANDARDIZED OCCIPITAL ADVANCEMENT IN THE TREATMENT OF LAMBDROID SYNOSTOSIS R A Mischkowski, J E Zoller	Cologne/ Germany	R A Mischkowski	16.08 hrs
3	TREATMENT OF NON-SYNOSTOTIC HEAD DEFORMITIES IN INFANTS – A FOUR YEAR EXPERIENCE J-C Blecher, J Pinyot, H-P Howaldt	Giessen/ Germany	J-C Blecher	16.16hrs
4	EARLY AND IMMEDIATE SURGICAL CORRECTION OF SCAPHOCEPHALY T Junger, P Christophis, H-P Howaldt, D-K Boker	Giessen/ Germany	T Junger	16.24 hrs
5	BICORONAL FLAP CLOSURE IN PAEDIATRIC CRANIOFACIAL SURGERY A COMPARISON OF METHODS. A J Sidebottom, P May, A. Begley, D Richardson, J Grogan	Liverpool/UK	A J Sidebottom	16.32 hrs
	DISCUSSION			16.40 hrs

READ BY TITLE (RESERVE PAPERS)

295	DISTRACTION OSTEOGENESIS OF THE MAXILLA AND MIDFACE USING A SUBMERGED DEVICE: REPORT OF SIX CASES P Kessler, J Wiltfang, S Schultze-Mosgau, U Hirschfelder, F Neukam	Erlangen/ Germany	P Kessler	16.00 hrs
296	MELANOTIC NEUROECTODERMAL TUMOR OF INFANCY (CASE REPORT) B Erol, M T Kutsal, F Yildiz	Diyarbakir/ Turkey	M T Kutsal	16.00 hrs
297	A RARE CASE OF EXTREME MACROGLOSSIA OF A NEWBORN WITH BECKWITH – WIEDEMANN SYNDROME AND ITS SURGICAL MANAGEMENT V Svechtarov	Moscow/ Russia	V Svechtarov	16.00 hrs
298	PALATE PENETRATING DEFECTS – REPAIR WITH FLAT EPITHELIALIZED SKIN FLAP T Chudakova, O Chudakov.	Minsk/Belarus	T Chudakova	16.00 hrs

CHAIRMEN: A-L Soderholm, T Kirita, S Galioto

Prog no.	TITLE/AUTHORS	COUNTRY	PRESENTER	TIME
6	CONSERVATIVE MANDIBULAR RESECTIONS AS A PART OF ORAL CANCER COMBINED TREATMENT. M Kropotov, N Zimmina	Moscow/ Russia	M Kropotov	16.00hrs
7	LOGISTIC REGRESSION ANALYSIS FOR INDICATION OF THE MODE OF MANDIBULECTOMY IN MANDIBULAR CARCINOMAS T Fujibayashi	Tochigi/ Japan	T Fujibayashi	16.08 hrs
8	ALLOPLASTIC RECONSTRUCTION OF THE MANDIBLE: A CLINICAL AND RADIOLOGICAL STUDY OF FOUR SCREWPLATE LOCKING SYSTEMS IN SHEEP C Lindqvist, A-L Soderholm, A Salo, J Subasinghe, S Ylijoki, K Skutnabb, D Hallikainen	Helsinki/ Finland	C Lindquist	16.16 hrs
9	CONSERVATIVE MANAGEMENT OF THE MANDIBLE IN ORAL CARCINOMAS: RATIONALE OF A TREATMENT PROTOCOL. N D Kalavrezos, J S Brown, D Lowe, J Woolgar.	Liverpool/ UK	N D Kalavrezos	16.24 hrs
10	MARGINAL BONY RESECTION IN THE SURGICAL MANAGEMENT OF SQUAMOUS CELL CARCINOMA OF THE MANDIBULAR ALVEOLUS A D Ravidis, D Anteriotis, C Skouteris, C Alexandridis, T Keramidas, A P Angelopoulos	Athens/ Greece	C Skouteris	16.32 hrs
	DISCUSSION			16.40 hrs

READ BY TITLE (RESERVE PAPERS)

299	EXPERIENCES WITH A NEW MANDIBULAR RECONSTRUCTION SYSTEM (BMR) H Rodemer, J Dumbach, T Schug	Saarbruken/ Germany	H Rodemer	16.00 hrs
300	GENIAL SEGMENTAL OSTEOTOMY FOR INTRA-ORAL ACCESS A A C Webb, B T Evans	Southampton/ UK	A A C Webb	16.00 hrs
302	EVOLUTION OF SURGICAL RECONSTRUCTIVE METHODS FOR TREATMENT OF ORAL CAVITY MALIGNANT NEOPLASMS G Liberatore, E Ventucci, G Nicolai, V Valentini, F Marini, E Belli	Rome/ Italy	E Belli	16.00 hrs

CHAIRMEN: J Langdon, J Acero, P Ramsay Baggs

Prog no.	TITLE/AUTHORS	COUNTRY	PRESENTER	TIME
11	RESECTION AND REPLACEMENT OF THE COMMON AND INTERNAL CAROTID ARTERY IN METASTATIC HEAD AND NECK CANCER. A CASE REPORT Z Nemeth, G Domotor, M Talos, G Szabo	Budapest/ Hungary	Z Nemeth	16.00hrs
12	THE EFFECT OF HEAD ROTATION ON THE DIAMETER OF THE INTERNAL JUGULAR VEIN: IMPLICATIONS FOR FREE TISSUE TRANSFER J K Muhammad, N Pugh, L Boden, C St John, M J Fardy	Cardiff/UK	J K Muhammad	16.08 hrs
13	REDUCTION OF PULMONARY COMPLICATIONS IN VENTILATED PATIENTS BY SELECTIVE DECONTAMINATION OF THE DIGESTIVE TRACT AFTER EXTENSIVE CANCER SURGERY J Piffko, T Schulte, U Meyer, J Meyer, U Joos	Muenster/Germany	J Piffko	16.16 hrs
14	PROSPECTIVE ASSESSMENT OF QUALITY OF LIFE IN CANCER PATIENTS H Schliephake, M U Jamil	Hannover/ Germany	H Schliephake	16.24 hrs
15	LONG TERM FOLLOW-UP OF OSSEOINTEGRATED IMPLANTS IN IRRADIATED PATIENTS REHABILITATED WITHOUT HYPERBARIC OXYGEN S Ochandiano, M Cuesta, J Fernandez-Alba, J Lopez de Atalaya, J Acero, C Navarro-Vila	Madrid/Spain	S Ochandiano	16.32 hrs
	DISCUSSION			16.40 hrs

READ BY TITLE (RESERVE PAPERS)

303	ACUTE PSYCHOSOCIAL MORBIDITY IN ORAL CANCER PATIENTS – FROM DIAGNOSIS TO 3 MONTHS POST TREATMENT. A PILOT STUDY K L Shepherd, S E Fisher, M Avis, I H McVicar, D A L Morgan	Nottingham/UK	K L Shepherd	16.00 hrs
304	PROSPECTIVE EVALUATION OF PRE-TREATMENT ANXIETY AND DEPRESSION IN ORAL CANCER PATIENTS K A-A M. Hassanein, B T Musgrove, E Bradbury	Manchester/UK	K A-A M Hassanein	16.00 hrs
305	THE EFFICIENCY OF THE DEGLUTITION ACT AND THE INTELLIGIBILITY OF SPEECH FOLLOWING PARTIAL OR TOTAL GLOSSECTOMY DUE TO TONGUE NEOPLASM S Kowalik, L Halezny-Kowalik, R Wysocki, A Rzewuska, M Stecewicz, W Posio	Szczecin/Poland	A Rzenuska	16.00 hrs
306	CRANIAL AND CERVICAL PLEXUS NERVE FUNCTION FOLLOWING NECK DISSECTION A Milenovic, M Virag	Zagreb/Croatia	A Milenovic	16.00 hrs

CHAIRMEN: G Anastassov, L Gui, A Le Maitre

Prog no.	TITLE/AUTHORS	COUNTRY	PRESENTER	TIME
16	THE ART AND SCIENCE OF ESTHETIC CHEEK AUGMENTATION Bruce N Epker	Weatherford/ USA	B N Epker	16.50 hrs
17	OSTEOPLASTY OF EXTENDED JAW DEFECTS BY USE OF PROTECTED BONE REGENERATION WITH MACROPOROUS RESORBABLE SHEETS J-C Blecher, S Lemperle, H-P Howaldt	Giessen/ Germany	J C Blecher	16.58 hrs
18	THE STABILITY AND AESTHETICS OF COMBINED FOREHEAD (BROW) AND MIDFACE LIFTING M C Kinnebrew	Wilmington/ USA	M C Kinnebrew	17.06 hrs
19	METHODS FOR CORRECTION OF PARALYTIC LAGOPHTHALMOS A I Narobeyev, I G Marinicheva, T M Churgaya	Moscow/ Russia	A I Nerobeev	17.14 hrs
20	LASER ASSISTED BLEPHAROPLASTY S Tveten, J Bunaes	Oslo/ Norway	S Tveten	17.22 hrs
	DISCUSSION			17.30 hrs

READ BY TITLE (RESERVE PAPERS)

307	SURGICAL CORRECTION OF BLEPHAROPTOSIS T M Churgaya, I G Marinicheva	Moscow/ Russia	T M Churgaya	16.50 hrs
308	DEFINITIVE IMPROVEMENT IN FACIAL TISSUE DEFICIENCIES: MINI-INVASIVE PROSTHETIC TECHNIQUE G Fini, A Carboni, A Cassoni, G Cerulli, V Del Deo, C Protopapa	Rome/ Italy	G Fini	16.50 hrs
309	USE OF THE CORALGRAFT IN THE PROJECTION OF THE PARALATERONASAL AREAS IN RHINOPLASTY C Gbaguidi, V Wolf, S Garson, S Testelin, B Devauchelle	Amiens/ France	C Gbaguidi	16.50 hrs
310	THE RELIABILITY OF CORAL SKELETON ONLAYS. TEN YEAR FOLLOW-UP OF CLINICAL CASES. S Papacharalambous, K Anastasoff, R Petkov	Sofia/Bulgaria	P Lambous	16.50 hrs

CHAIRMEN: C Burlibasa, R Sader, P Ward Booth

Prog no.	TITLE/AUTHORS	COUNTRY	PRESENTER	TIME
21	MAXILLARY GROWTH FOLLOWING CULTURED EPIDERMAL TISSUE GRAFT AND THE ADMINISTRATION OF TGF-β3 ON SURGICALLY CREATED PALATAL DEFECTS IN THE RAT J H Park, C K Yi	Seoul/Korea	J H Park	16.50 hrs
22	THE POSSIBLE ADVANTAGES OF EARLY BONE GRAFTING IN PRIMARY UNILATERAL CLEFT LIP AND PALATE I T Jackson, P K Shivapuja, J Spolyar	Southfield/ USA	I T Jackson	16.58 hrs
23	USING OSTEOINDUCTIVE MEMBRANES FOR CLOSING MAXILLARY AND HARD PALATE DEFECTS IN CHILDREN A Volozhin, V Roguinski, L Agueeva, N Ioulova, G Savitskaya, A Mamedov, L Petuchova	Moscow/Russia	L Agueeva	17.06 hrs
24	CAN STANDARDS SET FOR ALVEOLAR BONE GRAFTING BE REASONABLY ATTAINED IN THE DISTRICT GENERAL HOSPITAL SETTING? K Mizen, D A Mitchell	Wakefield/UK	K Mizen	17.14 hrs
25	SECONDARY BONE GRAFTING OF ALVEOLAR CLEFTS IN PATIENTS WITH CLEFT LIP AND PALATE R W Kendrick, L C Newlands	Belfast/UK	R W Kendrick	17.22 hrs

DISCUSSION

17.30 hrs

READ BY TITLE (RESERVE PAPERS)

311	THE ROLE OF OSTEOSYNTHESIS IN CLEFT OSTEOPLASTY I Iatrou, E Stylogianni, A Angelopoulos	Athens/ Greece	I Iatrou	16.50 hrs
312	PLACEMENT OF ENDOSTEAL IMPLANTS IN THE ZYGOMA AFTER MAXILLECTOMY: A CADAVER STUDY USING SURGICAL NAVIGATION F Watzinger, W Birkfellner, F Wanschitz, J Kremser, F Kainberger, R Ewers	Vienna/ Austria	F Watzinger	16.50 hrs
313	BONE GRAFTING ALVEOLAR CLEFTS USING CALVARIAL SPLIT THICKNESS AUTOGRAFTS IN BILATERAL COMPLETE CLEFT LIP AND PALATE PATIENTS A G Prityko, V A Belchenko, G V Gonchakov, S G Gonchakova, L A Kaurova	Moscow/ Russia	A G Prityko	16.50 hrs

CHAIRMEN: R Woodward, K Wolff, C Navarro-Vila

Prog no.	TITLE/AUTHORS	COUNTRY	PRESENTER	TIME
26	PREFABRICATION AND MICROVASCULAR ANASTOMOSIS OF A VASCULARISED BONE FLAP USING RHOP-1- NEW ASPECTS H Terheyden, A Dunsche, S Jesen, C Menzel, D Rueger	Kiel/ Germany	H Terheyden	16.50 hrs
27	MANDIBULAR RECONSTRUCTION BY VASCULARIZED BONE FLAP WITHOUT EPITHELIAL COMPONENT K Shimozato, I Oh-iwa, H Usui, M Umemura, H Ohshige	Nagoya/ Japan	I Oh-iwa	16.58 hrs
28	MICROVASCULAR SCAPULAR TRANSPLANTS FOR RECONSTRUCTION OF DEFECTS OF THE HEAD AND NECK REGION – ANATOMICAL AND CLINICAL SURVEY 1989-2000 J S Bill, J F Reuther, N R Kubler	Wurzburg/Germany	J S Bill	17.06 hrs
29	THE PECTORALIS MAJOR FLAP IN HEAD AND NECK RECONSTRUCTION – FIRST 500 PATIENTS A Milenovic, M Virag, V Uglesic, N Aljinovic Ratkovic A	Zagreb/ Croatia	A Milenovic	17.14 hrs
30	VERSATILITY OF THE LATERAL CALF AS A DONOR REGION FOR MICROVASCULAR TISSUE TRANSFER P Sieg, J Zieron, I Lauer, A Hasse	Lubeck/ Germany	P Sieg	17.22 hrs
	DISCUSSION			17.30 hrs

READ BY TITLE (RESERVE PAPERS)

314	MICROSURGICAL RECONSTRUCTION OF LARGE CRANIO-FACIAL DEFECTS E Ianes, M Ionac, E Paraschivescu, E Urtila	Timisoara/ Romania	E Paraschivescu	16.50 hrs
315	PROGNOSIS AND TREATMENT FOLLOWING TOTAL NECROSIS OF MAJOR FLAPS RECONSTRUCTED AT ABLATIVE SURGERY FOR ORAL CANCER I Mataga, O Ishihara, A Tanaka, T Ono	Niigata/ Japan	I Mataga	16.50 hrs
316	THE TEMPORALIS MUSCLE FLAP IN RECONSTRUCTION OF THE PALATE. THE BEST CHOICE. J Fernandez-Alba, J Plasencia, M Cuesta, S Ochandiano, J Acero, C Navarro Vila	Madrid/ Spain	J Plasencia	16.50 hrs
317	MUCOMUSCULOCUTANEOUS NASOLABIAL ISLAND FLAP IN RECONSTRUCTION OF DEFECTS OF THE MAXILLA N Jovic, S Stosic	Belgrade/ Yugoslavia	N Jovic	16.50 hrs

CHAIRMEN: J Lowry, S Testelin, H Eufinger

Prog no.	TITLE/AUTHORS	COUNTRY	PRESENTER	TIME
31	USING THE FOLDED FREE FIBULA FLAP FOR MANDIBULAR RECONSTRUCTION L Naval, F J Rodriguez, M F Munoz, J Sastre, F Ortiz de Artinano	Madrid/ Spain	L Naval	08.30hrs
32	USE OF THE SOLEUS-FLEXOR HALLUCIS LONGUS MUSCLE UNIT IN MANDIBULAR RECONSTRUCTION WITH FIBULA FREE FLAP J C Moreno, F Monje, A J Morillo, P Villarreal	Badajoz/ Spain	J C Moreno	08.38hrs
33	FUNCTIONAL REHABILITATION OF JAW BONE DEFECTS WITH VASCULARIZED FREE FIBULA FLAP AND IMPLANT-SUPPORTED PROSTHESIS: 10 YEAR EXPERIENCE P F Nocini, G De Santis, L Chiarini, U Consolo, A Bedogni, D Bertossi	Verona/Italy	P F Nocini	08.46 hrs
34	INTRA-OPERATIVE SELECTIVE FIBRINOLYSIS WITH RT-PA FOR SALVAGE OF FREE FLAPS R A Mischkowski, B Klesper, M Siessegger, M Scheer, J E Zoller	Cologne/ Germany	R A Mischkowski	08.54 hrs
35	ENHANCED RECANALIZATION OF MICROEMBOLISED OSTEOMYOCUTANEOUS FLAPS BY HEAT SHOCK-PRIMING M Rucker, K Saueressig, F Rosken, W J Spitzer, M D Menger	Homburg/Saar Germany	M Rucker	09.02 hrs
	DISCUSSION			09.10 hrs

READ BY TITLE (RESERVE PAPERS)

318	COMPUTER ASSISTED TOMOGRAPHY FOR PREOPERATIVE ASSESSMENTS OF FIBULAR FLAP DIMENSIONS FOR RELIABILITY OF IMPLANTS A Bedogni, A Fior, A D'Agostino, D Bertossi, M Albanese, P F Nocini	Verona/ Italy	A Bedogni	08.30 hrs
319	USE OF REVASCULARISED OSTEOCUTANEOUS FLAPS FOR RECONSTRUCTION OF THE LOWER PART OF THE FACE A Nerobeyev, E Verbo, A Karayan	Moscow/ Russia	E Verbo	08.30 hrs
320	THE PEDICLED MUCOFACIAL ARTERY FLAP (PMAF): A CADAVER STUDY P J Wolgen, D Koole	Utrecht/ Netherlands	P J Wolgen	08.30 hrs

CHAIRMEN: L Stassen, F Neukam, C Skouteris

Prog no.	TITLE/AUTHORS	COUNTRY	PRESENTER	TIME
36	IMPORTANCE OF EARLY SURGICAL TREATMENT IN ORBITAL FRACTURES (ASSOCIATED INJURIES AND COMPLICATIONS) A Szentirmai, Z Toth-Bagi, V Gyenes	Budapest/ Hungary	A Szentirmai	08.30 hrs
37	PROGNOSTIC FACTORS IN THE TREATMENT OF BLOW-OUT FRACTURE OF THE ORBIT IN CHILDREN AND ADULTS. ANALYSIS OF 321 CASES G Wyszynska-Pawelee, S B Bartkowski, J Zapala, A Kubatko-Zielinska	Krakow/Poland	G Wyszynska-Pawelec	08.38 hrs
38	OPTIC NERVE DECOMPRESSION – ADVANCES AND PERSPECTIVES A Schramm, N-C Gellrich, S Swaid, R Gutwald, R Schimming, R Schmelzeisen	Freiburg/ Germany	A Schramm	08.46 hrs
39	QUANTIFICATION OF CHANGES IN ORBITAL DIMENSIONS FOLLOWING SECONDARY CORRECTION N-C Gellrich, A Schramm, D Cufi, R Schon, R Gutwald, R Schmelzeisen	Freiburg/ Germany	N-C Gellrich	08.54 hrs
40	COMPUTED TOMOGRAPHY EVALUATION OF POST-TRAUMATIC ENOPHTHALMOS M Alexopoulou, A Karantanas, J Spyropoulos, M Papamantous, T Semergidis	Larrisa/ Greece	M Alexopulo	09.02 hrs
	DISCUSSION			09.10 hrs

READ BY TITLE (RESERVE PAPERS)

321	ANTIBIOTICS AND FRACTURES INVOLVING THE ORBIT – PROPHYLAXIS OR TREATMENT? P Ramsay-Baggs, C Armstrong	Belfast/ UK	P Ramsay-Baggs	08.30 hrs
322	THE ROLE OF OPHTHALMIC INVESTIGATIONS IN MAXILLOFACIAL SURGERY P J McArdle, B T Evans, M O'Flynn	Southampton/ UK	P J McArdle	08.30 hrs
323	LOSS OF SIGHT AFTER OPERATIVE TREATMENT FOR ORBITAL FLOOR FRACTURE M Keweloh, R Bublit, S Dosch, D Weingart	Stuttgart/ Germany	M Keweloh	08.30 hrs

CHAIRMEN: B Devauchelle, I McVicar, H Rotaru

Prog no.	TITLE/AUTHORS	COUNTRY	PRESENTER	TIME
41	PRELAMINATION OF THE RADIAL FOREARM FLAP USING TISSUE ENGINEERED MUCOSA G Laurer, R Schimming, N-C Gellrich, R Schmelzeisen	Freiburg/ Germany	G Laurer	09.20 hrs
42	COMPARISON BETWEEN THE RADIAL FOREARM FLAP AND PRELAMINATED FASCIO-MUCOSAL FREE FLAP IN ORAL RECONSTRUCTION. L Chiarini, P F Nocini, A Bedogni, L Giannetti, G De Santis, U Consolo.	Verona/ Italy	L Chiarini	09.28 hrs
43	ULNAR-VERSUS RADIAL FOREARM FLAP IN HEAD AND NECK RECONSTRUCTION P Sieg, S Bierwolf	Lubeck/ Germany	P Sieg	09.36 hrs
44	THE MOST FREQUENT REASONS FOR PECTORALIS MAJOR FLAP NECROSIS A Dzolev, S Dedic, J Ristic, A Kiralj, M P Ilic, A Hrabovski	Novi Sad/ Yugoslavia	A Dzolev	09.44 hrs
45	POST-EXCISIONAL MOUTH FLOOR DEFECT AFTER OPERATIVE CANCER TREATMENT M P Ilic, A Dzolev, J Hrabovski, S Dedic, A Kiralj	Novi Sad/ Yugoslavia	M P Ilic	09.52 hrs
	DISCUSSION			10.00 hrs

READ BY TITLE (RESERVE PAPERS)

325	CONSIDERATIONS REGARDING THE OPPORTUNITY FOR SURGICAL TREATMENT IN LARGE INVASIVE BASE OF TONGUE AND FLOOR OF MOUTH CANCER I Vasiluta, E Paraschivescu, M Ravis, C Mindruleanu, A N Valeanu	Timisoara/Romania	E Paraschivescu	09.20 hrs
326	RECONSTRUCTION OF DEFECTS OF THE ORAL CAVITY WITH MYOCUTANEOUS FLAPS Y Matyakin, R Azizyan, V Alferov, S Podvyaznikov, A Mudunov	Moscow/ Russia	Y Matyakin	09.20 hrs
327	MICROSURGICAL RECONSTRUCTION OF MANDIBULAR DEFECTS CROSSING THE MIDLINE M Fata	Alexandria/ Egypt	M Fata	09.20 hrs
328	OSTEOCUTANEOUS SCAPULAR FLAP: INDICATIONS IN MANDIBULAR RECONSTRUCTION C Concejo, J Acero, V De Paz, J Fernandez-Alba, J Lopez-Atalaya	Madrid/ Spain	C Concejo	09.20 hrs

CHAIRMEN: P Earl, A Szentirmai, R Bschorer

Prog no.	TITLE/AUTHORS	COUNTRY	PRESENTER	TIME
46	A COMPARATIVE STUDY OF SUBCILIARY VS. TRANSCONJUNCTIVAL APPROACH FOR THE TREATMENT OF ORBITAL FRACTURES F Falahat, R Martin-Granizo, L A Sanchez Cuellar, A Berguer	Madrid/Spain	R Martin-Granizo	09.20 hrs
47	RECONSTRUCTION OF THE MEDIAL ORBITAL WALL BY TRANSCARUNCULAR INCISION A Baumann, D Schatzmann-Turhani, N Fock, R Ewers	Vienna/ Austria	N Fock	09.28 hrs
48	PRECISE REPAIR OF ORBITAL FLOOR OR MAXILLARY FRACTURES WITH BIOACTIVE GLASS IMPLANT (S53P4) K Aitasalo, I Kinnunen, A Yli-Urpo	Turku/ Finland	K Aitasalo	09.36 hrs
49	MEDPOR IMPLANTS IN ORBITAL FLOOR FRACTURES P M Villarreal, F Monje, A J Morillo, J C Moreno, C Gonzalez	Badajoz/ Spain	P M Villarreal	09.44 hrs
50	TREATMENT OF ORBITAL FLOOR FRACTURES. NEW ALLOPLASTIC RECONSTRUCTIVE MATERIALS. A COMPARATIVE STUDY R Galan Hernandez, J Rodrigua Fernandez, J Rueda Escagues, A Fernandez Garcia, J Antonio Ortiz, I Zubillaga	Madrid/Spain	J R Fernandez	09.52 hrs

DISCUSSION

10.00 hrs

READ BY TITLE (RESERVE PAPERS)

329	THE RESPONSE OF PERIORBITAL SOFT TISSUES TO TITANIUM MESH IN ANIMAL EXPERIMENTS J Siluk, M Zabel	Szczecin/ Poland	J Siluk	09.20 hrs
330	THE USE OF DIFFERENT MEMBRANE GRAFTS IN THE RECONSTRUCTION OF ORBITAL DEFECTS. CLINICAL EXPERIENCE FROM 48 CASES. N Theologie-Lygidakis, I Iatrou, A Angelopoulos	Athens/Greece	N Theologie-Lygidakis	09.20 hrs
331	REPAIR OF THE ORBITAL FLOOR USING POROUS NICKEL TITANIUM IMPLANTS J Medvedev	Pyatigorsk/ Russia	J Medvedev	09.20 hrs
332	ORBITAL FLOOR FRACTURES AND THEIR TREATMENT M P Ilic, A Dzolev, J Ristic, A Hrabovski, S Dedic, A Kiralj	Novi-Sad/ Yugoslavia	M P Ilic	09.20 hrs

CHAIRMEN: S Bartkowski, K Gundlach, T Fujibayashi

Prog no.	TITLE/AUTHORS	COUNTRY	PRESENTER	TIME
51	LATERAL UPPER ARM FLAP VS. RADIAL FOREARM FLAP IN MAXILLOFACIAL RECONSTRUCTION S Reinert, C-P Cornelius, J Hoffman, M Krimmel	Tubingen/ Germany	S Reinert	10.10 hrs
52	THE ANTEROLATERAL THIGH FLAP FOR MICROSURGICAL SOFT TISSUE RECONSTRUCTION – EXPERIENCE WITH 102 CASES OF ORAL AND MAXILLOFACIAL RECONSTRUCTION. K-D Wolff, H Eufinger	Bochum/Germany	K-D Wolff	10.18 hrs
53	COMPARISON OF THE RESULTS OF MANDIBULAR RECONSTRUCTION USING TRAPEZIUS OR FREE FLAPS AND DENTAL IMPLANTS: OUR OWN EXPERIENCE C Navarro-Vila, M Cuesta, J Plasencia, S Ochandiano, F J Lopez de Atalaya, J Acero	Madrid/ Spain	C Navarro Vila	10.26 hrs
54	POSITIVE MARGINS IN RESECTIONS OF ORAL CAVITY EPIDERMOID CARCINOMA: SIGNIFICANCE FOR PROGNOSIS AND OUTCOME. M Escrig, J J Verdaguer, J Acero, S Ochandiano, J Plasencia, B Guerra	Madrid/ Spain	M Escrig	10.34 hrs
55	RETROPHARYNGEAL LYMPH NODE DISSECTION FOR SQUAMOUS CELL CARCINOMA OF THE ORAL CAVITY M Virag, A Milenovic, I Luksic, N Aljinovic	Zagreb/ Croatia	M Virag	10.42 hrs
	DISCUSSION			10.50 hrs
	COFFEE			11.00-11.30 hrs

READ BY TITLE (RESERVE PAPERS)

333	VARIOUS MODIFICATIONS OF FREE FLAPS BASED ON THE SUBSCAPULAR VASCULAR SYSTEM FOR ORAL AND MAXILLOFACIAL RECONSTRUCTION K Hasegawa, M Yamashiro, H Miyamoto, K Fujita	Tokyo/ Japan	K Hasegawa	10.10 hrs
334	TEMPORALIS MYOFASCIAL FLAP: CLINICAL AND HISTOLOGICAL STUDIES OF THE PROGRESS OF ORAL HEALING. G Solazzo, C Gallesio, M Fasolis, P Garzino-Demo, C Caldarelli, S Berrone	Turin/ Italy	S Berrone	10.10 hrs
335	REVASCULARIZED COMPOSITE GRAFTS WITH INSERTED IMPLANTS FOR MAXILLOFACIAL RECONSTRUCTION- IMPROVED FLAP DESIGN AND FLAP PREFABRICATION K. G. Vinzenz, J Holle, A Beer, E Wuringer, R Kuzban, A Worseg	Vienna/Austria	K G Vinzenz	10.10 hrs
336	THE USE OF TITANIUM IMPLANTS IN THE TREATMENT OF COMPLICATED MANDIBULAR DEFECTS V Agapov, A Grishin, O Gusev, I Alexashina, I Fedenko	Moscow/ Russia	V Agapov	10.10 hrs

CHAIRMEN: M McGurk, A Eriksson, I Oh-Iwa

Prog no.	TITLE/AUTHORS	COUNTRY	PRESENTER	TIME
56	CUSTOM IMPLANTS FOR CRANIOFACIAL RECONSTRUCTION WITH NONCERAMIC HYDROXYAPATITE CEMENT COMBINED WITH BIODEGRADABLE SHEETS H-F Zeilhofer, U Kliegis, R Sader, H-H Horch	Munich/Germany	H-F Zeilhofer	10.10 hrs
57	THREE DIMENSIONAL 99MTC SPECT RECONSTRUCTION – CLINICAL VALUE IN ORAL AND MAXILLOFACIAL SURGERY R Schimming, F D Juengling, G Lauer, A Schramm, R Schmelzeisen	Freiburg/ Germany	R Schimming	10.18 hrs
58	OPTICAL CORRELATION FOR INSTRUMENT AND BONE SEGMENT TRACKING NAVIGATION R Marmulla, H Niederdelmann	Regensburg/ Germany	R Marmulla	10.26 hrs
59	STEREOLITHOGRAPHIC MODELS IN CRANIO-MAXILLOFACIAL SURGERY: A RETROSPECTIVE STUDY OF 390 MODELS N Fock, A Baumann, O Ploder, W Millesi, M Rasse, R Ewers	Vienna/ Austria	N Fock	10.34 hrs
60	ANATOMICAL MODELLING OF HUMAN BONE ANATOMY USING FUSED DEPOSITION MODELLING P Ramsay-Baggs, J Winder	Dundonald/ UK	P Ramsay-Baggs	10.42 hrs
	DISCUSSION			10.50 hrs
	COFFEE			11.00-11.30 hrs

READ BY TITLE (RESERVE PAPERS)

337	COMPARISON OF THE EFFICACY AND SAFETY OF NIFLUMIC ACID CAPSULES AND METAMIZOL CAPSULES AFTER THE SURGICAL EXTRACTION OF THE IMPACTED LOWER THIRD MOLAR M Chamorro Pons, J L Cebrian Carretero, P Rubio Bueno, J L Gutierrez Perez, F Hernandez Altemir	Madrid/Spain	M Chamorro Pons	10.10 hrs
339	ARE ODONTOGENIC ABSCESSSES STILL LIFE THREATENING? B Trostdorf, R Bublitiz, D Weingart	Stuttgart/ Germany	B Trostdorf	10.10 hrs
340	USING THE PERIOTEST TECHNIQUE FOR OBJECTIVE EVALUATION OF IATROGENIC DENTAL TRAUMA J Hoffmann, A Hanssler, G Alfter, D Lukas, S Reinert	Tubingen/ Germany	J Hoffmann	10.10 hrs

CHAIRMEN: R Ord, P Nocini, M Ilic

Prog no.	TITLE/AUTHORS	COUNTRY	PRESENTER	TIME
61	COMPARISON BETWEEN POLAROGRAPHIC MEASUREMENTS AND THE USE OF THE NITROIMIDAZOLE DERIVATIVE, EF5, TO DETECT TUMOUR HYPOXIA P Mahy, L Milas, H Reychler, P Scalliet, V Gregoire	Brussels/ Belgium	P Mahy	11.30 hrs
62	PROGNOSTIC FACTORS IN EPIDERMOID CARCINOMA OF THE ORAL CAVITY. COX ANALYSIS. V M Lopez Pizarro, C Ballestin Carcavilla, J De la Cruz Bertolo, A Restoy Lozano	Madrid/Spain	V M Lopez- Pizarro	11.38 hrs
63	IS TYPE II NITRIC OXIDE SYNTHASE EXPRESSION A PREDICTOR OF LYMPH NODE METASTASIS IN ORAL SQUAMOUS CELL CARCINOMA? P A Brennan, M Palacios-Callender, A V Spedding, G A Zaki, J D Langdon	Portsmouth/ UK	P A Brennan	11.46 hrs
64	STAINING ORAL CANCER FOR P16: WHAT DOES IT MEAN? N F F Ribeiro, R Oliver, U Hatamy, N Thakker, R T M Woodward, P Sloan	Manchester/ UK	N F F Ribeiro	11.54 hrs
65	DIAGNOSIS OF CERVICAL LYMPH NODE METASTASIS IN CARCINOMA OF THE TONGUE USING FUZZY INFERENCE. T Nagata, S Ozeki, S Arita, M Ohishi.	Kyushu/ Japan	T Nagata	12.02 hrs
66	EPIDEMIOLOGY, MOLECULAR BIOLOGY AND SURVIVAL OF ORAL CANCER PATIENTS WITH THREE OR MORE POSITIVE CERVICAL NODES. R A Ord, R H Blanchaert, M Lopes, J S Sauk	Baltimore/ USA	R H Blanchaert	12.10 hrs
	DISCUSSION			12.18 hrs
	LUNCH			12.30-13.30 hrs

READ BY TITLE (RESERVE PAPERS)

341	EXPRESSION OF CYTOKERATINS IN ORAL CANCERS L Lewandowski, K Osmola, A Szwarczynski, R Jenek	Poznan/ Poland	L Lewandowski	11.30 hrs
343	PROGNOSTIC RELEVANCE OF P53 MUTATIONS IN ORAL SCC C Ostwald, J Schweder, B Saka, K Gundlach, M Barten	Rostock/ Germany	J Schweder	11.30 hrs
344	MULTIPLE PRIMARY TUMOURS R Ugrinov, L Stefanov	Sofia/ Bulgaria	L Stefanov	11.30 hrs

CHAIRMEN: G Santler, J Gateno, A Shamsoudinov

Prog no.	TITLE/AUTHORS	COUNTRY	PRESENTER	TIME
67	THE OSSIFICATION OF THE DISTRACTION GAP AFTER MANDIBULAR DISTRACTION – HOW MUCH RETENTION IS NECESSARY? F P Carls, E McNally, B Schuknecht, H F Sailer	Oxford/ UK	F P Carls	11.30 hrs
68	MOTOR-DRIVEN VERSUS MANUAL DISTRACTION FOR THE LENGTHENING OF THE MANDIBLE IN PIGS. R Schon, R Schmelzeisen, R Gutwald, J Haberstroh, A Schramm, N-C Gellrich	Frieburg/ Germany	R Schon	11.38 hrs
69	MANDIBULAR RECONSTRUCTION BY CONTINUOUS AUTOMATIC DISTRACTION OSTEOGENESIS A Ayoub, W Richardson, D Koppel, H Thomson, J Boyd, T Schwarz, L Smith	Glasgow/ UK	A Ayoub	11.46 hrs
70	DISTRACTION OSTEOGENESIS FOR SEGMENTAL MANDIBULAR RECONSTRUCTION USING AN EXTERNAL CURVED DISTRACTOR. Y Sawaki, T Oda, H Hibi, H Mizutani, M Ueda	Nagoya/ Japan	Y Sawaki	11.54 hrs
71	INTRAORAL DISTRACTION: ONE-STEP CORRECTION OF MANDIBULAR LENGTH AND TMJ ANKYLOSIS. G Iannetti, P Cascone, F Fabiani	Rome/ Italy	G Iannetti	12.02 hrs
72	VERTICAL CALLUS DISTRACTION FOR MANDIBULAR AUGMENTATION: L-SHAPED OSTEOTOMY AND GBR BY TITANIUM MEMBRANES. C Klug, G Millesi, W Millesi, Ch Schopper, R Ewers	Vienna/ Austria	C Klug	12.10 hrs
	DISCUSSION			12.18 hrs
	LUNCH			12.30-13.30 hrs

READ BY TITLE (RESERVE PAPERS)

346	THE POSSIBILITIES OF THE USE OF VARIOUS COMPOSITE MATERIALS FOR AUGMENTATION OF THE ALVEOLAR RIDGE A Drobyshev, S Asnina, L Mazur, A Tereshenko, M Mustafaev	Moscow/ Russia	A Drobyshev	11.30 hrs
347	STIMULATION OF REPARATIVE REGENERATION OF MANDIBULAR BONE UNDER THE INFLUENCE OF THE PLASMATIC STREAM O Nemsadze, T Okropiridze, G Asatiani, Z Chichua, M Kiviladze, T Nemsadze, M Beradze, N Gvelesiani	Tbilisi/Georgia	Z Chichua	11.30 hrs

CHAIRMEN: R Woodward, A Babajews, H Schliephake

Prog no.	TITLE/AUTHORS	COUNTRY	PRESENTER	TIME
73	AUTOFLOUORESCENCE SPECTROSCOPY OF ORAL LEUKOPLAKIA USING AN ARTIFICIAL NEURAL NETWORK J L N Roodenburg, H J van Staveren, N L P van Veen, O C Speelman, J M Nauta, M J H Witjes, W Star	Groningen/Neth	J L N Roodenburg	13.30 hrs
74	ORAL LEUKOPLAKIA – DIAGNOSIS AND CLINICAL PROCEDURES P Nowakowski, J Piekarczyk, A Bednarczyk	Warsaw/ Poland	A Bednarczyk	13.38 hrs
75	MOLECULARCYTOGENETIC ANALYSIS OF LEUKOPLAKIAS AND ORAL SQUAMOUS CELL CARCINOMAS IN SCRAPING SPECIMENS BY COMPARATIVE GENOMIC HYBRIDIZATION (CGH) M Scheer, A Kubler, R A Mischkowski, J E Zoller	Cologne/Germany	M Scheer	13.46 hrs
76	MOLECULAR PROFILING OF THE ORAL CANCER CELL USING HIGH-THROUGHPUT ANALYSIS. R Todd, H Ohyama, I Alevizo, R B Donoff, J Warrington, D T Wong	Boston/ USA	R Todd	13.54 hrs
77	EXPRESSION OF METASTASIS SUPPRESSOR GENE (KAI 1/CD82) IN ORAL SQUAMOUS CELL CARCINOMA AND ITS CLINICO-PATHOLOGICAL SIGNIFICANCE Y Imai, Y Shinagawa, K Akimoto, H Iwase, Y Watanabe, Yuki Fujita, T Sasaki, T Fujibayashi	Dokkyo/Japan	Y Imai	14.02 hrs
78	PROGNOSTIC FACTORS OF SQUAMOUS CELL CARCINOMA OF THE UPPER ALVEOLUS, GINGIVA AND HARD PALATE. K Kirita, K Ohgi, M Nishimine, M Kishi, S Tatebayashi, M Sugimura	Nara/ Japan	K Kirita	14.10 hrs
	DISCUSSION			14.18 hrs
READ BY TITLE (RESERVE PAPERS)				
348	ORAL PREMALIGNANT MUCOSAL LESIONS IN ELDERLY FINNS A-L Soderholm, K Oikarinen, B Haikola, T Remes-Lyly, Y Salih, J Hietanen, T Salo, S Kantola, P Laukkanen	Helsinki/ Finland	A-L Soderholm	13.30 hrs
349	ANALYSIS OF PRE-OPERATIVE PATIENT FACTORS FOR PREDICTION OF THE OUTCOME OF THE POSTOPERATIVE COURSE. RESULTS ON THE FIRST 40 CASES WITH FREE FLAP RECONSTRUCTION. A Rosenberg, R van Es, R Koole	Utrecht/Netherlands	A Rosenburgh	13.30 hrs
350	LOSSES OF HETEROZYGOSITY IN ORAL AND OROPHARYNGEAL EPITHELIAL CARCINOMAS S Galioto, F R Grati, S M Sirchia, C Gini, G Sironi	Milan/ Italy	S Galioto	13.30 hrs
351	PROGNOSTIC FACTORS AND THE MOST ACCEPTABLE SURGICAL TREATMENT OF LIP AND INTRAORAL CANCERS V Vasilevski, S Naumovski, A Benedetti, A Iliev	Skopje/ Macedonia	V Vasilevski	13.30 hrs

CHAIRMEN: D McPherson, M Kinnebrew, A Nerobeyev

Prog no.	TITLE/AUTHORS	COUNTRY	PRESENTER	TIME
79	FACIAL REJUVENATION - WHEN OSSEOUS SURGERY HELPS SOFT TISSUE SURGERY A Lemaitre, R Diricot, M Hermans, P Phillipart, A Ahmadi Gazi, M Gargiulo	Brussels/ Belgium	A Lemaitre	13.30 hrs
80	DEPRESSION, ANXIETY AND QUALITY OF LIFE AMONG SCHEDULED FACIAL COSMETIC SURGERY PATIENTS: MULTICENTER PROSPECTIVE STUDY J-P Meningaud, L Benadiba, J-M Servant, J-C Bertrand, C Herve	Paris/France	J P Meningaud	13.38 hrs
81	AESTHETIC AND RECONSTRUCTIVE LIP AUGMENTATION WITH AUTOGENOUS SUPERFICIAL MUSCULOAPONEUROTIC SYSTEM (SMAS) FREE GRAFTS G E Anastassov, J Haiavy	New York/ USA	G E Anastassov	13.46 hrs
82	OUR EXPERIENCE IN WESTERNIZATION OF THE ORIENTAL EYELIDS V I Malakhovskaya, O A Kononets	Moscow/Russia	V I Malakhovskaya	13.54 hrs
83	ETHNIC RHINOPLASTY. CORRECTION OF THE PLATYRRHINE NOSE G E Anastassov	New York/ USA	G E Anastassov	14.02 hrs
84	ONE-STAGE CURVED OSTEOTOMY OF THE PROMINENT MANDIBULAR ANGLE FOR CHINESE WOMEN. L Gui, Zh-Y Zhang, N P Huang, B Yu, X D Zhou	Beijing/ China	L Gui	14.10 hrs
	DISCUSSION			14.18 hrs
READ BY TITLE (RESERVE PAPERS)				
354	AESTHETIC RESTORATION OF THE DEFICIENT MANDIBULAR ANGLE-INFERIOR BORDER Bruce N Epker	Weatherford/ USA	B N Epker	13.30 hrs
353	NEW POSSIBILITIES OF USING CARBON MATERIALS IN RECONSTRUCTIVE MAXILLOFACIAL SURGERY F Nabiev, A Karajan	Moscow/ Russia	F Nabiev	13.30 hrs
355	USE OF ZEOMETH – A NEW PREPARATION STIMULATING OSTEOGENESIS IN MAXILLOFACIAL SURGERY O Nemsadze, T Khorava, Z Chichua	Tbilisi/ Georgia	O Nemsadze	13.30 hrs

CHAIRMEN: A Brown, A Angelopoulos, H-D Pape

Prog no.	TITLE/AUTHORS	COUNTRY	PRESENTER	TIME
85	TREATMENT OF PATIENTS WITH DIFFUSE MALIGNANT TUMOURS OF THE NASAL CAVITY, SINUSES AND MAXILLAE A Sdivzhkov, M Finkelshtern, V Olyishansky, V Tcherecaev	Moscow/ Russia	A Sdivzhkov	14.30 hrs
86	MAXILLARY RECONSTRUCTION USING A TEMPOROPARIETAL FLAP WITH OR WITHOUT OUTER-TABLE CALVARIUM BONE GRAFT K Aitasalo, K Vahatalo, J Laine	Turku/ Finland	K Aitasalo	14.38 hrs
87	THE VASCULARISED HIP GRAFT IN MAXILLARY RECONSTRUCTION C Jones, J S Brown	Liverpool/ UK	C Jones	14.46 hrs
88	RECONSTRUCTION OF ACQUIRED DEFECTS OF THE NOSE REVIEW OF 140 CASES S B Bartkowski, J Zapala, M Kurek, K Kuchta	Krakow/ Poland	S B Bartkowski	14.54 hrs
89	ANALYSIS OF CHROMOSOME 12Q 13-15 GENES IN OSTEOSARCOMAS OF THE JAWS M A Lopes, N G Nikitakis, R A Ord, K Norris, C Herbert, J J Sauk	Baltimore/ USA	J J Sauk	15.02 hrs
90	OSTEOSARCOMA OF THE HEAD: TREATMENT AND LONG TERM RESULTS M G Pennesi, E Galliani, F Neri, R Cocchi	Bologna/ Italy	R Cocchi	15.10 hrs
	DISCUSSION			15.18 hrs
	TEA			15.30-16.00 hrs
READ BY TITLE (RESERVE PAPERS)				
357	RECONSTRUCTION OF MIDFACIAL DEFECTS AFTER ONCOLOGICAL EXCISION J Acero, J E Perez, M Cuesta, S Ochandiano, C Concejo, C Navarro	Madrid/ Spain	J Acero	14.30 hrs
358	SURGICAL TECHNIQUES IN MAXILLARY RESECTION V Valentini, E Ventucci, A Saltarel, F Marini, G Liberatore, E Belli	Rome/ Italy	E Belli	14.30 hrs
359	SURGICAL REHABILITATION OF PATIENTS WITH MAXILLARY AND MANDIBULAR ADVANCED CANCER BY ONE-STAGE PLASTIC RECONSTRUCTION A Sdivzhkov, I Soldatov, A Umerenkov, N Pankina, M Finkelshtern, S Sergeev, A Burlakov	Moscow/Russia	A Sdivzhkov	14.30 hrs

CHAIRMEN: E Steinhauser, M Bailey, P Coelho

Prog no.	TITLE/AUTHORS	COUNTRY	PRESENTER	TIME
91	INTRAOPERATIVE COMPUTED TOMOGRAPHY IN MAXILLOFACIAL SURGERY CLINICAL EVALUATION OF A NEW METHOD J Hoffmann, C P Cornelius, F Dammann, S Reinert	Tubingen/ Germany	J Hoffmann	14.30 hrs
92	BIODEGRADABLE MATERIALS AS FIXATION DEVICES IN MAXILLOFACIAL SURGERY – OVERVIEW OF THE RESULTS FROM THE HELSINKI GROUP R Suuronen, P Laine, R Kontio, A Salo, I Kallela, C Lindqvist	Helsinki/ Finland	R Suuronen	14.38 hrs
93	INTRA ORAL WOUND CLOSURE WITH TISSUE ENGINEERED MUCOSA – REDUCED DONOR SITE MORBIDITY AND NEW PERSPECTIVES FOR URETHRA RECONSTRUCTION R Schimming, G Lauer, A Frankenschmidt	Freiburg/Germany	R Schimming	14.46 hrs
94	STABILIZATION OF CAPILLARY-LIKE STRUCTURES IN A SOFT TISSUE ENGINEERING APPROACH B Frerich, K Zuckmantel, K Muller, J Kurtz-Hoffmann	Leipzig/ Germany	B Frerich	14.54 hrs
95	REGENERATION OF PERIPHERAL MOTOR NERVES AFTER USING THE WATER-JET TECHNIQUE – AN EXPERIMENTAL STUDY IN RATS J –H Lenz, W M H Kaduk, H Mewes, H Nizze, K K H Gundlach	Rostock/ Germany	J-H Lenz	15.02 hrs
96	QUANTITATIVE MICROBIAL FINDINGS IN DIFFUSE SCLEROSING OSTEOMYELITIS (DSO) OF THE MANDIBLE M Montonen, H Jousimies-Somer, C Lindqvist	Helsinki/ Finland	M Montonen	15.10 hrs
	DISCUSSION			15.18 hrs
	TEA			15.30-16.00 hrs

READ BY TITLE (RESERVE PAPERS)

360	NECROTIZING FASCIITIS OF THE HEAD AND NECK; SURGICAL MANAGEMENT OF THREE CASES T Lung, O Muresan	Cluj-Napoca/ Romania	O Muresan	14.30 hrs
362	LIFE-THREATENING INFLAMMATORY COMPLICATIONS FOLLOWING SIMPLE DENTAL INTERVENTIONS C Suri, K Orban, A Voros, E Fabian, V Gyenes	Budapest/ Hungary	C Suri	14.30 hrs
363	CLINICAL STUDY OF INFLAMMATORY DISEASES IN THE MAXILLOFACIAL AREA A Benedetti, B Vasilevski, S Naumovski, A Kirkov, G Pancevski, A Iliev	Skopje/ Macedonia	A Benedetti	14.30 hrs

CHAIRMEN: P Carls, P Cascone, C Klein

Prog no.	TITLE/AUTHORS	COUNTRY	PRESENTER	TIME
97	DISTRACTION OSTEOGENESIS OF THE CRANIO-MAXILLOFACIAL SKELETON – RESEARCH AND CLINICAL APPLICATIONS Adi Rachmiel	Haifa/ Israel	A Rachmiel	14.30 hrs
98	MID-FACIAL DISTRACTION WITH AN INTRA-ORAL DISTRACTOR IN THE BOXER DOG N Nadjmi, J Schormaers, E Schepers, R Van Erum, K Stalmans	Leuven/ Belgium	N Nadjmi	14.38 hrs
99	PAEDIATRIC MIDFACE DISTRACTION – TO PUSH OR TO PULL? R P Bentley, M S Dover, F P Carls, S A Wall	Birmingham/ UK	R P Bentley	14.46 hrs
100	MIDFACE ADVANCEMENT BY OSTEOGENESIS USING OUR NEW ENORAL DISTRACTION DEVICE H F Sailer	Zurich/ Switzerland	H F Sailer	14.54 hrs
101	INTERNAL CRANIOFACIAL DISTRACTION DEVICES WITH A NOVEL DETACHABLE FLEXIBLE ACTIVATING CABLE B L Eppley	Indianapolis/ USA	B L Eppley	15.02 hrs
102	DISTRACTION OSTEOGENESIS IN EARLY CHILDHOOD IN CASES OF SYNDROMAL DISEASE J Wiltfang, P Kessler, S Schultze-Mosgau, U Hirschfelder, F W Neukam	Erlangen/ Germany	J Wiltfang	15.10 hrs
	DISCUSSION			15.18 hrs
	TEA			15.30-16.00 hrs

READ BY TITLE (RESERVE PAPERS)

364	MECHANICAL ANALYSIS OF DISTRACTION OSTEOGENESIS USING STRAIN GAUGE MEASUREMENT D. Ryoyama, Y. Sawaki, T. Oda, M. Ueda	Nagoya/ Japan	Y Sawaki	14.30 hrs
366	MAXILLARY SINUS AND ALVEOLAR RIDGE AUGMENTATION UNDER LOCAL ANAESTHESIA USING MANDIBULAR RAMUS BONE GRAFTS J Becktor, H Hallstrom, S Isaksson	Halmstad/ Sweden	J Becktor	14.30 hrs
367	THE INFLUENCE OF THE MANDIBULAR DENTITION ON THE SURVIVAL RATE OF OSSEOINTEGRATED MAXILLARY IMPLANTS J Becktor, P Abrahamsson, S Isaksson	Halmstad/ Sweden	P Abrahamsson	14.30 hrs

CHAIRMEN: M Pogrel, C Blackburn, A Gaggl

Prog no.	TITLE/AUTHORS	COUNTRY	PRESENTER	TIME
103	ISOKINETIC ANALYSIS OF DONOR SITE MORBIDITY FOLLOWING FREE ILIAC CREST TRANSFER J Calderon, M Valdazo, J Fernandez-Alba, S Ochandiano, P Galan, L M Diosdado, I Diez-Gil	Santander/Spain	J Calderon	16.00 hrs
104	DONOR SITE MORBIDITY OF ILIAC CREST FOLLOWING BONE HARVESTING FOR PRIMARY ALVEOLAR BONE GRAFTING OF PATIENTS WITH CLEFT LIP AND PALATE J. Yousefi, G. Yavuzer, R. Yavuzer, I. Jackson	Southfield/USA	I Jackson	16.08 hrs
105	OSSEOUS REGENERATION IN CRITICAL SIZE DEFECTS: AGE-RELATED POTENTIAL OF OSTEOBLAST CULTURE SUPERNATANT Franz-Josef Kramer, Silke Mark, H Schliephake	Hannover/ Germany	F-J Kramer	16.16 hrs
106	CALCIUM PHOSPHATE BONE CEMENT – NORIAN SRS® CRANIOMAXILLOFACIAL SURGERY APPLICATIONS P Coelho, O Costa, C Santos	Lisbon/ Portugal	P Coelho	16.24 hrs
107	3D CT AND HISTOMORPHOMETRIC ANALYSIS OF BONE FORMED IN HUMAN MAXILLARY SINUS FLOOR ELEVATIONS GRAFTED WITH B-TRICALCIUM PHOSPHATE (CERASORB) VERSUS AUTOGENOUS BONE G Szabo, Zs Siba, K Hrabak	Budapest/Hungary	G Szabo	16.32 hrs
108	COMPOSITE BONE GRAFTS FOR ORAL AND MAXILLOFACIAL SURGERY, STUDIED IN GOATS M A W Merckx, J C Maltha	Nijmegen/ Netherlands	M A W Merckx	16.40 hrs
	DISCUSSION			16.48 hrs
	GENERAL ASSEMBLY (PENTLAND)			17.00 hrs
READ BY TITLE (RESERVE PAPERS)				
368	RADIOGRAPHIC SCREENING OF PAEDIATRIC PATIENTS IN A&E FOR MIDFACIAL FRACTURE A J Sidebottom, P Shoker, J Panesar, S Lee	Liverpool/ UK	A J Sidebottom	16.00 hrs
369	SMALL TITANIUM PLATE OSTEOSYNTHESIS IN MANDIBULAR FRACTURES IN CHILDREN I Iatrou, K Alexandridis, N Theologie-Lygidakis, A Angelopoulos	Athens/ Greece	I Iatrou	16.00 hrs
371	POSSIBILITIES AND MOST INFORMATIVE PARAMETERS OF ELECTRONIC PARAMAGNETIC RESONANCE IN THE DIAGNOSIS OF ACUTE ODONTOGENIC PURULENT INJECTIONS L N Mubarakova, R G Yakhin, K M Salikhov	Kazan/Russia	L N Mubarakova	16.00 hrs

CHAIRMEN: J Hawkesford, E Ellis, J Mercier

Prog no.	TITLE/AUTHORS	COUNTRY	PRESENTER	TIME
109	NON-SURGICAL TREATMENT OF CONDYLAR FRACTURES IN ADULTS A RETROSPECTIVE ANALYSIS L M H Smets, W M Van der Linden, Ph A Van Damme, P J W Stoeltinga	Nijmegen/ Netherlands	L M H Smets	16.00 hrs
110	WHAT IS THE BEST SURGICAL TREATMENT OF CONDYLAR NECK FRACTURES? NON INVASIVE, MINIMALLY INVASIVE OR INVASIVE SURGICAL TREATMENT? OUR EXPERIENCE OF TEN YEAR TRAUMATOLOGICAL SURGERY D Burlini, U Zanetti, A Castellani	Brescia/Italy	D Burlini	16.08 hrs
111	SURGICAL VS NON-SURGICAL TREATMENT OF INTRACAPSULAR AND HIGH CONDYLAR FRACTURES – ASSESSMENT OF FUNCTIONAL RESULTS WITH MRI AND AXIOGRAPHY A Neff, A Kolk, F Neff, H-H Horch	Munich/Germany	A Neff	16.16 hrs
112	CLINICAL RADIOLOGICAL AND AXIOGRAPHICAL EVALUATION FOLLOWING CLOSED TREATMENT OF INTRACAPSULAR MANDIBULAR FRACTURES M. Hlawitschka, U. Eckelt, K. U. Feller	Dresden/ Germany	M Hlawitschka	16.24 hrs
113	DIFFERENTIAL INDICATION FOR EXTRAORAL AND INTRAORAL APPROACHES FOR THE ENDOSCOPIC ASSISTED TREATMENT OF CONDYLAR FRACTURES R Schon, R Gutwald, A Schramm, N-C Gellrich, R Schmelzeisen	Freiburg/ Germany	R Schon	16.32 hrs
114	USE OF EXTERNAL FIXATION IN FRACTURES OF THE MANDIBULAR CONDYLE: LONG-TERM FOLLOW UP P Cascone, F Spallaccia, A Rivaroli, A Saltarel, V Del Deo, P Arangio, C Di Paolo	Rome/ Italy	P Cascone	16.40 hrs
	DISCUSSION			16.48 hrs
	GENERAL ASSEMBLY (PENTLAND)			17.00 hrs

READ BY TITLE (RESERVE PAPERS)

372	IDENTIFICATION OF POST-TRAUMATIC EFFUSION AND INTRA/PERI-ARTICULAR HAEMATOMA OF THE TEMPOROMANDIBULAR JOINT AFTER CONDYLE FRACTURES WITH T2, T1 AND GD-DTPA ENHANCED T1-WEIGHTED MR IMAGING M T Kutsal, B Erol, M Ozates	Diyarbakir/Turkey	M T Kutsal	16.00 hrs
374	DISC MOBILITY AND ARTHROSCOPIC FINDINGS IN THE TEMPORO- MANDIBULAR JOINT WITH LONG-TERM MANDIBULAR DICONINUITY Y Hamada, T Kondoh, K Kameji, T Nakajima, K Seto	Yokohama/ Japan	Y Hamada	16.00 hrs
375	SCINTIGRAPHIC EVALUATION OF THE HEALING PROCESS IN MANDIBULAR FRACTURES TREATED WITH CLOSED AND OPEN REDUCTION A Szwarczynski, L Lewandowski, K Osmola	Poznan/ Poland	A Szwarczynski	16.00 hrs

CHAIRMEN: M Dover, K Lavery, O Guven

Prog no.	TITLE/AUTHORS	COUNTRY	PRESENTER	TIME
115	COMPUTER-GENERATED MATCHED IMPLANTS FOR CRANIOFACIAL RECONSTRUCTION B L Eppley	Indianapolis/ USA	B L Eppley	16.00 hrs
116	BIORESORBABLE SYSTEMS OF BONE FIXATION IN CRANIOMAXILLOFACIAL SURGERY A Romance, C Miera, R Salvan, G Sanchez Aniceto, M Munoz, J Hinojosa, J Esparza	Madrid/ Spain	A Romance	16.08 hrs
117	IS RESORBABLE OSTEOSYNTHESIS MATERIAL STATE OF THE ART IN PEDIATRIC CRANIOFACIAL SURGERY? H F Sailer, P E Haers	Zurich/ Switzerland	H F Sailer	16.16 hrs
118	RIGID FIXATION FOR CRANIOFACIAL DEFORMITIES – TITANIUM VERSUS BIODEGRADABLE PLATES AND SCREWS D Weingart, R Michilli, D Class, R Bublitz	Stuttgart/ Germany	D Weingart	16.24 hrs
119	CRANIAL RECONSTRUCTION WITH A NEW QUICK-SETTING HYDROXYAPATITE CEMENT B L Eppley	Indianapolis/ USA	B L Eppley	16.32 hrs
120	EPICRANIAL AND SKULL BASE RECONSTRUCTIONS S Kowalik, R Kowalczyk, R Narolewski, W Janicki	Szczecin/ Poland	R Kowalczyk	16.40 hrs
	DISCUSSION			16.48 hrs
	GENERAL ASSEMBLY (PENTLAND)			17.00 hrs
READ BY TITLE (RESERVE PAPERS)				
377	DISTRACTION OF THE ORBIT IN A TESSIER IV FACIAL CLEFT: CASE REPORT R Giuliani, A Bianchi, L Gentile, F Neri	Bologna/ Italy	A Bianchi	16.00 hrs
378	NAVIGATION PROCEDURES IN OMS R Ewers	Vienna/ Austria	R Ewers	16.00 hrs
379	CRANIUM AND FACIAL BONE DEFECTS RECONSTRUCTED BY L.B.S. A Kiralj, S Dedic, A Drolev, J Ristic, A Hrabovski, M P Ilic	Novi Sad/ Yugoslavia	A Kiralj	16.00 hrs

CHAIRMEN: M McGurk, J Vermeeren, J Calderon

Prog no.	TITLE/AUTHORS	COUNTRY	PRESENTER	TIME
121	POSITRON EMISSION TOMOGRAPHY: A NEW DIAGNOSTIC TOOL FOR STAGING OF HEAD AND NECK SQUAMOUS CELL CARCINOMA J Hoffman, M Muller-Berg, F Dammann, N Schwenzer, S Reinert	Tubingen/ Germany	J Hoffmann	08.30 hrs
122	EVALUATION OF POSITRON EMISSION TOMOGRAPHY (PET) IN ORAL SQUAMOUS CELL CARCINOMA STAGING: A PROSPECTIVE STUDY F Gomez, M De Pedro, L Dominguez, A Berguer	Madrid/ Spain	F Gomez	08.38 hrs
123	POSITRON EMISSION TOMOGRAPHY (PET) IN HEAD AND NECK SCC: A USEFUL PREDICTOR OF SURVIVAL? W Halfpenny, M McGurk, L Biassoni	London/ UK	W Halfpenny	08.46 hrs
124	SPECT-SCINTIGRAPHY IN THE DIAGNOSIS OF INFILTRATION OF CARCINOMAS INTO THE HEAD AND NECK SKELETON J O Zieron, I Lauer, S Remmert, P Sieg	Lubeck/ Germany	J O Zieron	08.54 hrs
125	DO WE NEED PANENDOSCOPY FOR THE STAGING OF HEAD AND NECK SQUAMOUS CELL CARCINOMAS? J Hoffmann, B Ulrich, H E Grund	Tubingen/ Germany	J Hoffmann	09.02 hrs
126	SECOND CARCINOMA IN PATIENTS WITH ORAL AND MAXILLOFACIAL CARCINOMAS R E Friedrich, Ch Remke, R Schmelzle	Hamburg/ Germany	R E Friedrich	09.10 hrs
	DISCUSSION			09.18 hrs
READ BY TITLE (RESERVE PAPERS)				
380	LASER DOPPLER VELOCIMETRY: "AN EXPLICIT ANALYSIS MEAN IN REAL TIME FOR MODIFICATION OF THE MICROCIRCULATORY FLOW" S Testelin, E Planterose, J Duffaux, F Taha, D Devauchelle	Amiens/France	S Testelin	08.30 hrs
381	COMPUTER-AIDED 3D 99MTC-DPD SPECT RECONSTRUCTION TO ASSESS MANDIBULAR INVASION BY INTRAORAL SQUAMOUS CELL CARCINOMA R Schimming, F D Juengling, G Lauer, R Schmelzeisen	Freiburg/ Germany	R Schimming	08.30 hrs
382	IN VITRO MODEL FOR ANALYSIS OF DEGRADATION AND RELEASE KINETICS OF A CYTOKIN-CARRIER COMPLEX J Kleinheinz, H-P Wiesmann, C Fischer, J Brockmann, U Joos	Meunster/ Germany	J Kleinheinz	08.30 hrs
383	COMBINED 18FDG AND FLUORINE 18 PET TO ASSESS MANDIBULAR INVASION BY INTRAORAL SQUAMOUS CELL CARCINOMA - DIAGNOSTIC IMPROVEMENT OR NOT R Schimming, F D Juengling, G Lauer, R Schmelzeisen	Freiburg/ Germany	R Schimming	08.30 hrs

CHAIRMEN: P Ward Booth, D Walker, A Peiffer

Prog no.	TITLE/AUTHORS	COUNTRY	PRESENTER	TIME
127	VERTICAL DISTRACTION OF THE EXTREMELY RESORBED MANDIBLE G M Raghoebar, K Heydenrijk, P Schoen, A Vissink	Groningen/ Netherlands	G M Raghoebar	08.30 hrs
128	DISTRACTION OSTEOGENESIS IN PREPROSTHETIC SURGERY P F Nocini, K Wangerin, R Cortelazzi, W Kretschmer, M Albanese	Verona/ Italy	P F Nocini	08.38 hrs
129	CLOSING VERTICAL ALVEOLAR BONE DEFECTS WITH GUIDED HORIZONTAL DISTRACTION OSTEOGENESIS – AN EXPERIMENTAL STUDY IN PIGS J –H Lenz, K –O Henkel	Rostock/ Germany	J-H Lenz	08.46 hrs
130	AUGMENTATION AND DISTRACTION – TECHNIQUES FOR THE EXTREMELY ATROPHIED MAXILLA AND MANDIBLE R Ewers	Vienna/ Austria	R Ewers	08.54 hrs
131	DISTRACTION IMPLANTS IN ALVEOLAR RIDGE DISTRACTION – A TWO YEAR FOLLOW UP A Gaggi, G Schultes, H Karcher	Graz/ Austria	A Gaggi	09.02 hrs
132	MAXILLARY AND SEGMENTAL DISTRACTION WITH ORTHODONTIC/DENTAL DEVICES IN DENTO-FACIAL DEFORMITIES P Philippart, A Lemaitre, R Dricot, P Chantreene	Brussels/ Belgium	P Philippart	09.10 hrs
	DISCUSSION			09.18 hrs
READ BY TITLE (RESERVE PAPERS)				
384	VERTICAL DISTRACTION OF THE EXTREMELY RESORBED EDENTULOUS MANDIBLE, USING BRANEMARK IMPLANTS FOR DISTRACTION AND OSSEOINTEGRATION R A C A Voorsmit, B Vujovic, J M Kwakman	Nijmegen/Neth	R A C A Voorsmit	08.30 hrs
385	MANDIBULAR DISTRACTION OSTEOGENESIS FOR ONCOLOGIC SEGMENTAL DEFECTS F J Diaz Gonzalez, P Rubio-Bueno, J L Gil-Diez, J Sastre, L Naval, A Padron	Madrid/ Spain	P Rubio-Bueno	08.30 hrs
386	DISTRACTION OSTEOGENESIS: AN ADVANCED PROCEDURE FOR SURGICAL RECONSTRUCTION OF THE ATROPHIC MANDIBLE F Boghi, R Boniello, S Pelo	Rome/ Italy	F Boghi	08.30 hrs
387	CLINICAL APPLICATION OF A ROD 5 (DENTOALVEOLAR DISTRACTOR) Yan Razdolsky	Buffalo Grove/ USA	Y Razdolsky	08.30 hrs

CHAIRMEN: D Barnard, B Piot, O-C Rasmussen

Prog no.	TITLE/AUTHORS	COUNTRY	PRESENTER	TIME
133	CRANIOFACIAL INJURIES: INDICATIONS FOR COMBINED REPAIR A A C Webb, B T Evans, N J Baker, G Neil-Dwyer, D Lang	Southampton/ UK	A A C Webb	08.30 hrs
134	CLASSIFICATION FOR CLARIFICATION OF MIDDLE THIRD FRACTURES OF THE FACIAL SKELETON P Ramsay-Baggs, A C Beresford	Belfast/ UK	P Ramsay-Baggs	08.38 hrs
135	AESTHETIC OUTCOME OF PANFACIAL FRACTURES: CORRELATION BETWEEN ANTHROPOMETRIC ALTERED PARAMETERS AND SURGICAL MANAGEMENT G Gerbino, C Riboldazzi, A Benech, S Berrone	Turin/ Italy	G Gerbino	08.46 hrs
136	ENDOSCOPICALLY ASSISTED ZYGOMATIC FRACTURE REPAIR S Reinert, M Krimmel, J Hoffman, C -P Cornelius	Tubingen/ Germany	S Reinert	08.54 hrs
137	MODE OF INJURY, INJURIES SUSTAINED, COMORBIDITIES, COMPLICATIONS, TREATMENT, LENGTH OF STAY AND DISPOSITION IN TRAUMA PATIENTS AGED 56 TO 91 SUSTAINING MAXILLOFACIAL TRAUMA E Gray, E Dierks, L Homer, F Smith	Portland/USA	E Gray	09.02 hrs
138	INVESTIGATIONS CONCERNING A POTENTIAL NEUROPROTECTIVE ROLE OF ERYTHROPOIETIN IN TRAUMATIC OPTIC NEUROPATHY M Groszer, C Grimm, A Wenzel, M Gassmann, C Reme, H F Sailer	Zurich/ Switzerland	M Groszer	09.10 hrs
	DISCUSSION			09.18 hrs
READ BY TITLE (RESERVE PAPERS)				
388	SEVERE COMBINED TRAUMA AS A FORM OF THE EXTREME ORGANISM STATE V Balin, Al Limberg, D Maday, D Balin	St-Petersburg/ Russia	V Balin	08.30 hrs
389	EPIDEMIOLOGY OF FACIAL FRACTURES IN THE COSTA DEL SOL (1995-1999) A Valiente, J Montes, A Palma	Malaga/ Spain	A Valiente	08.30 hrs
390	A REVIEW OF ACCIDENT PARAMETERS INVOLVED IN VEHICULAR FACIAL TRAUMA IN GREECE C Alexandridis, C A Skouteris, E Eleftheriadis, G Giorgis, B Giannioti, A Angelopoulos	Athens/Greece	C Alexandridis	08.30 hrs
391	MAXILLOFACIAL INJURIES IN FOOTBALLERS: TRENDS OVER TEN YEARS P D Earl	Worcester/ UK	P D Earl	08.30 hrs

CHAIRMEN: G Lello, A Angelopoulos, F Watzinger

Prog no.	TITLE/AUTHORS	COUNTRY	PRESENTER	TIME
139	THE INFLUENCE OF DIFFERENT TECHNIQUES OF PRIMARY LABIAL PLASTIC SURGERY PRACTISED ON LIP AND/OR PALATE CLEFTS ON NASAL GROWTH AND MAXILLARY DEVELOPMENT C Burlibasa, L Chirila, M Burlibasa, I Ionescu, M Chirila	Bucharest/Romania	C Burlibasa	09.30 hrs
140	THE CORRECTION OF THE NOSTRILS IN CLEFT LIP SECONDARY RHINOPLASTY: A 10 YEARS' EXPERIENCE P F Nocini, A D'Agostino, A Fior, G Saia, D Bertossi, R Cortellazzi	Verona/ Italy	D Bertossi	09.38 hrs
141	EFFECT OF CLEFT LIP AND PALATE REPAIR ON CRANIOFACIAL MORPHOLOGY IN PATIENTS WITH UNILATERAL COMPLETE CLEFT LIP AND PALATE L Zubing, Y Shibin	Hubei/ China	L Zubing	09.46 hrs
142	POSITIONAL DEVIATIONS OF THE HYOID BONE IN CLEFT LIP AND PALATE PATIENTS – ANATOMICAL VARIATION OR ACCOMPANYING SYMPTOM AS PART OF THE MALFORMATION? W M H Kaduk, L Breitsprecher, R Grabowski, K K H Gundlach	Greifswald/Germany	W M H Kaduk	09.54 hrs
143	THE LEVATORPLASTY – A NEW SPEECH IMPROVING OPERATION TECHNIQUE R Sader, M Dietz, T Bressmann, H –F Zeilhofer, R Putz, H –H Horch	Munich/ Germany	R Sader	10.02 hrs
144	SPEECH OUTCOME OF CLEFT PALATE CHILDREN TREATED UP TO 1 YEAR G V Gonchakov	Moscow/ Russia	G V Gonchakov	10.10 hrs
	DISCUSSION			10.18 hrs
	COFFEE			10.30-11.00 hrs
READ BY TITLE (RESERVE PAPER)				
394	EVALUATION OF PRIMARY TUMOURS OF THE CONDYLAR PROCESS OF THE MANDIBLE V S Konstantinovic, S Stosic	Belgrade/ Yugoslavia	V S Konstantonovic	09.30 hrs

CHAIRMEN: M Morton, P Phillipart, F Neukam

Prog no.	TITLE/AUTHORS	COUNTRY	PRESENTER	TIME
145	MULTI-DIRECTIONAL INTRAORAL DISTRACTION OF THE MANDIBLE – RATIONALE AND APPLICATION TO THIRTY PATIENTS R Minoretti, A Triaca	Zurich/ Switzerland	R Minoretti	09.30 hrs
146	INTRAORAL MULTIDIRECTIONAL DISTRACTION IN BILATERAL MANDIBULAR ADVANCEMENT SURGERY F P Carls, D R Cunliffe, M McKnight	Oxford/ UK	F P Carls	09.38 hrs
147	COMPARISON OF BODY RAMUS AND SAGITTAL RAMUS OSTEOTOMIES FOR USE IN MANDIBULAR DISTRACTION OSTEOGENESIS D A Walker, I A Nish	Toronto/ Canada	D A Walker	09.46 hrs
148	RELAPSE FOLLOWING DISTRACTION OSTEOGENESIS IN PATIENTS WITH CLASS II MANDIBULAR HYPOPLASIA P J van Strijen, F B T Perdijk, H B Breuning	Bennekom/ Netherlands	P J van Strijen	09.54 hrs
149	DISTRACTION OSTEOGENESIS FOR SHORT MANDIBULAR RAMUS DEFORMITIES USING INTERNAL DEVICES P Rubio-Bueno, E Villa, A Carreno, A Padron, L Naval, F Diaz	Madrid/ Spain	P Rubio-Bueno	10.02 hrs
150	DISTRACTION OSTEOGENESIS IN CLASS II DEEP BITE MALOCCLUSION – SUPERIOR TO BILATERAL SAGITTAL SPLIT OSTEOTOMY IN SEVERE MANDIBULAR RETROGNATHIA? K Sauckel, K Wangerin	Stuttgart/ Germany	K Sauckel	10.10 hrs
	DISCUSSION			10.18 hrs
	COFFEE			10.30-11.00 hrs
READ BY TITLE (RESERVE PAPERS)				
396	PRESURGICAL DECOMPENSATION OF MANDIBULAR ANTERIOR DENTITION IN CLASS III MALOCCLUSIONS BY ALVEOLAR DISTRACTION OSTEOGENESIS G Ferronato, R Peretta, S Fusetti, O Procopio, M Rossi	Padova/Italy	S Fusetti	09.30 hrs
397	MANDIBLE RECONSTRUCTION BY TRANSPORTATION DISTRACTION OSTEOGENESIS. A CASE REPORT REGARDING A MYOEPITHELIOMA J R Fernandez, R G Hernandez, J R Escagues, I G Recuero, J J M Moreno	Madrid/ Spain	J R Fernandez	09.30 hrs

CHAIRMEN: D Mitchell, O Chudakov, C-P Cornelius

Prog no.	TITLE/AUTHORS	COUNTRY	PRESENTER	TIME
151	ANATOMICAL CONSIDERATIONS FOR PERCUTANEOUS DILATATIONAL TRACHEOSTOMY J K Muhammad, D Hope, C Jerwood, E Major, P Mangat, D W Patton, D W Thomas	Swansea/ Wales	J K Muhammad	09.30 hrs
152	ALGORITHM OF SURGICAL PLANNING FOR SEVERE GUN SHOT FACIAL TRAUMA B Devauchelle, C Bonan, P -F Reymond De Gentile, F Taha, S Garson	Amiens/ France	B DeVauchelle	09.38 hrs
153	COMPUTER ASSISTED REMOVAL OF FOREIGN BODIES IN THE HEAD AND NECK AREA M Siessegger, R A Mischkowski, J E Zoller	Cologne/ Germany	M Siessegger	09.46 hrs
154	RECONSTRUCTION AND REPLANTATION OF THE NOSE R Bschorer	Schwerin/ Germany	R Bschorer	09.54 hrs
155	OPEN REDUCTION AND INTERNAL FIXATION OF COMPOUND, COMMUNATED FRACTURES OF THE NASAL SKELETON: AN ALTERNATIVE METHOD OF TREATMENT M C Bater, B T Evans	Southampton/UK	M C Bater	10.02 hrs
156	ORGANOPLASTIC MATERIALS (OPM) USED TO REPAIR PENETRATING LIP AND CHEEK DEFECTS O Chudakov, T Chudakova	Minsk/ Belarus	O Chudakov	10.10 hrs
	DISCUSSION			10.18 hrs
	COFFEE			10.30-11.00 hrs

READ BY TITLE (RESERVE PAPERS)

398	OCULAR INVOLVEMENT IN MIDFACIAL FRACTURES C A Skouteris, K Marti-Zografou, M Paizi, G Datsiris, A Spanou, A P Angelopoulos	Athens/ Greece	K Marti-Zografou	09.30 hrs
401	GUNSHOT INJURY IN THE MAXILLOFACIAL REGION - A CASE REPORT Cs Suri, C Alhaj, G Vallus, V Gyenes	Budapest/ Hungary	Cs Suri	09.30 hrs

CHAIRMEN: M Bailey, L Naval, R Brusati

Prog no.	TITLE/AUTHORS	COUNTRY	PRESENTER	TIME
157	pRb2/p130 EXPRESSION IN SALIVARY GLAND TUMORS. ITS PROGNOSTIC AND DIAGNOSTIC ROLE. P P Claudio, L Califano, A Zupi, C Bellan, A Zamparelli, A Giordano, C Giardino	Naples/ Italy	P P Claudio	11.00 hrs
158	THE ROLE OF CT SIALOGRAPHY IN THE DIAGNOSIS OF THE PAROTID MASS P J McArdle, J Williams	Chichester/ England	P J McArdle	11.08 hrs
159	SUPERFICIAL PAROTIDECTOMY: TECHNIQUE MODIFICATIONS BASED ON TUMOUR CHARACTERISTICS N Papadogeorgakis, C Skouteris, A Mylonas, A P Angelopoulos	Athens/Greece	N Papadogeorgakis	11.16 hrs
160	MALIGNANT MINOR SALIVARY GLAND TUMOURS – A 20 YEAR REVIEW M J Strick, C Kelly, N R Mclean	Newcastle/ UK	M J Strick	11.24 hrs
161	DOSE-RESPONSE RELATIONSHIPS ON THE EXPRESSION AND DISTRIBUTION PATTERNS OF INTERMEDIATE FILAMENTS IN RAT MANDIBULAR GLANDS FOLLOWING IRRADIATION R E Friedrich, S Bartel-Friedrich, Ch Lautenschlager, H J Holzhausen	Hamburg/Germany	R E Friedrich	11.32 hrs
162	LOCAL INJECTIONS WITH BOTULINUM TOXIN A – INDICATIONS AND RESULTS IN OMFS M Roser, C P Cornelius, E Uitz, D Weingart	Stuttgart/ Germany	M Roser	11.40 hrs
	DISCUSSION			11.48 hrs
	LUNCH			12.00 hrs
READ BY TITLE (RESERVE PAPERS)				
402	FREY'S SYNDROME FOLLOWING PAROTID SURGERY G Pantelas	Nicosia/ Cyprus	G Pantelas	11.00 hrs
403	USE OF MICRO-CT IN THE FIELD OF MAXILLOFACIAL SURGERY A Matsuo, H Takamori, Y Hiraga, M Uchida	Tokyo/Japan	A Matsuo	11.00 hrs
404	SURGICAL MANAGEMENT OF BUCCAL SPACE LESIONS THROUGH A PREAURICULAR-SUBMANDIBULAR APPROACH C A Skouteris, N Papadogeorgakis, K Marti-Zografou, N Kolomos, A P Angelopoulos	Athens/ Greece	C A Skouteris	11.00 hrs
405	CUTANEOUS AND MUCOSAL MALIGNANT MELANOMA OF THE HEAD AND NECK Th Rapis, V Pappas, S Zanakis	Ioannia/Greece	T Rapis	11.00 hrs

CHAIRMEN: B Epker, K Mobarak, S Berrone

Prog no.	TITLE/AUTHORS	COUNTRY	PRESENTER	TIME
163	COMMCAT-TOMOGRAPHY OF THE LOWER JAW FOR THE PLANNING OF SAGITTAL SPLIT OSTEOTOMY M Schneider, H Hlawitschka, K-U Feller	Dresden/ Germany	M Schneider	11.00 hrs
164	A COMPARISON OF THREE METHODS OF FACE-BOW TRANSFER : RECORDING IMPLICATIONS FOR ORTHOGNATHIC SURGERY J Gateno, K K Forrest, B Camp	Houston/ USA	J Gateno	11.08 hrs
165	ASSESSMENT OF NEUROSENSORY DISTURBANCE AT AN EARLY STAGE FOLLOWING BILATERAL SAGITTAL SPLIT RAMUS OSTEOTOMY Y Shiratsuchi, M Morita, N Matsuki, M Oishi	Fukuoka/ Japan	Y Shiratsuchi	11.16 hrs
166	NEUROSENSORY FUNCTION AFTER SAGITTAL SPLIT OSTEOTOMY OF THE MANDIBLE: A COMPARISON BETWEEN SUBJECTIVE EVALUATION AND OBJECTIVE ASSESSMENT L Englesson, A Westermark, U Bongenhielm	Stockholm/Sweden	L Englesson	11.24 hrs
167	THE ROLE OF OSTEOTOMY IN UPPER AIRWAY RECONSTRUCTION IN PATIENTS WITH OBSTRUCTIVE SLEEP APNOEA (OSA) H Mohammadi, I Ormiston	Leicester/ UK	H Mohammadi	11.32 hrs
168	SURGICAL TREATMENTS OF OBSTRUCTIVE SLEEP BREATHING DISORDERS A A Shakhov, A I Nerobeev	Moscow/ Russia	A A Shakhov	11.40 hrs
	DISCUSSION			11.48 hrs
	LUNCH			12.00 hrs
READ BY TITLE (RESERVE PAPERS)				
406	DYNAMIC SPLINTS IN ORTHOGNATHIC SURGERY D Cicero, P Cascone, C Di Paolo, F Fabiani	Rome/ Italy	P Cascone	11.00 hrs
407	SURGICAL TREATMENT PLANNING OF THE ATROPHIC JAWS A Moro, R Mosca, S Pelo	Rome/ Italy	A Moro	11.00 hrs
409	APPLICATION OF ZIRCONIUM MINI-PLATES IN MAXILLOFACIAL SURGERY O Nemsadze, K Metreveli, T Khuntsaridze, A Chichua	Tbilisi/Georgia	A Chichua/ O Nemsadze	11.00 hrs

CHAIRMEN: S Fisher, J Bill, J Pericot

Prog no.	TITLE/AUTHORS	COUNTRY	PRESENTER	TIME
169	ASSOCIATION OF T1 TUMOUR WITH REGIONAL METASTASIS RB MacIntosh	Detroit/ USA	R B MacIntosh	08.30 hrs
170	IMMUNONUTRITION: A NEW SUPPORTIVE TREATMENT IN HEAD AND NECK CANCER J D Raguse, J Bier, H J Gath	Berlin/ Germany	J D Raguse	08.38 hrs
171	INSERTION OF PERCUTANEOUS ENDOSCOPIC GASTROSTOMY (PEG) AT THE TIME OF DEFINITIVE ONCOLOGICAL PROCEDURES HAS A LOW COMPLICATION RATE R T M Woodwards, C Choi, C Bates, W F Tait, G C S Cousin	Manchester/UK	G C S Cousin	08.46 hrs
172	TREATMENT OF TUMOUR ANAEMIA IN PATIENTS WITH SQUAMOUS CELL CARCINOMA IN THE HEAD AND NECK WITH A RECOMBINANT HUMAN ERYTHROPOETIN J D Raguse, J Bier, H J Gath	Berlin/Germany	J D Raguse	08.54 hrs
173	BIODISTRIBUTION OF DEXTRAN HYDROGEL AND HOLMIUM-166 POLY-LACTIC-ACID MICROSPHERES, FOLLOWING INTRA-ARTERIAL EMBOLISATION OF THE RABBIT VX2 HEAD AND NECK CANCER MODEL (A NUCLEAR AND HISTOLOGIC PILOT STUDY) R J J Van Es, J F W Nijsen, B B Van der Meijs, J Cadee, P J Slootweg, R Koole	Utrecht/ Netherlands	R J J Van Es	09.02 hrs
	DISCUSSION			09.10 hrs

READ BY TITLE (RESERVE PAPERS)

410	LOOKING FOR AESTHETIC AND FUNCTIONAL REHABILITATION IN MANDIBULAR SARCOMAS: BASIC TECHNIQUE AND REFINEMENTS IN FREE-FLAP RECONSTRUCTION R Cocchi, D Fasano, S Stea, E Galliani	Bologna/Italy	R Cocchi	08.30 hrs
411	SQUAMOUS CELL CARCINOMA OF THE ANTERIOR TONGUE: TREATMENT OUTCOME IN PATIENTS WITH No NECK A P Angelopoulos, A D Rapidis, C A Skouteris, C Alexandridis, T Kermidas, L Goutzanis	Athens/ Greece	A P Angelopoulos	08.30 hrs
412	LOWER LIP CARCINOMA. RESULTS OF CARCINOMA EXCISION AND SIMULTANEOUS LYMPHANGIECTOMY AS A ROUTINE PROCEDURE M Kurek, J Zapala, S B Bartkowski, D Modelska, M Szuta	Krakow/ Poland	J Zapala	08.30 hrs
413	SQUAMOUS CELL CARCINOMA OF THE LOWER LIP I Abu-El Naaj, L Ardekian, M Peled, A Rachmiel, D Laufer	Haifa/ Israel	I Abu-El Naaj	08.30 hrs

CHAIRMEN: A Babajews, R Ritter, R Suuronen

Prog no.	TITLE/AUTHORS	COUNTRY	PRESENTER	TIME
174	FEATURES OF THE BACTERAEMIA ASSOCIATED WITH TREATMENT OF ADVANCED DENTOFACIAL SEPSIS J H Erasmus, A J van der Westhuijzen	Cape Town/ South Africa	J H Erasmus	08.30 hrs
175	RESULTS OF USE OF BIO-OSS/BIO-GIDE IN TREATMENT OF MOLARS WITH A CHRONIC ABSCESS DISCHARGING VIA THE GINGIVAL CREVICE B Witsenburg	Enschede/ Netherlands	B Witsenburg	08.38 hrs
176	SEVERE COMPLICATIONS ASSOCIATED WITH IMPACTED LOWER THIRD MOLARS R Werkmeister, K Smolka, U Joos	Muenster/ Germany	R Werkmeister	08.46 hrs
177	NERVE INJECTION INJURIES DUE TO LOCAL ANAESTHETICS – EXPERIMENTAL WORK C P Cornelius, M Roser, H Wietholer, H Wolburg	Tubingen/ Germany	C P Cornelius	08.54 hrs
178	TECHNIQUE AND RESULTS OF REPAIR OF THE INFERIOR ALVEOLAR AND LINGUAL NERVES A Pogrel	San Francisco/ USA	A Pogrel	09.02 hrs
	DISCUSSION			09.10 hrs

READ BY TITLE (RESERVE PAPER)

416	MRT IMAGING OF AUTOTRANSPLANTED TEETH O Ploder, B Partik, T Rand, A Baumann, G Undt	Vienna/ Austria	O Ploder / Fock	08.30 hrs
-----	--	--------------------	-----------------	-----------

CHAIRMEN: R MacIntosh, R Cocchi, E Machtens

Prog no.	TITLE/AUTHORS	COUNTRY	PRESENTER	TIME
179	PREOPERATIVE INDUCTION CHEMOTHERAPY FOLLOWED BY CONCURRENT CHEMORADIOTHERAPY IN ADVANCED ORAL CANCER: A PHASE II STUDY J Gonzalez-Lagunas, J Giral, J M Campo, X Maldonado, G Raspall	Barcelona/Spain	J Gonzalez-Lagunas	09.20 hrs
180	EVALUATION OF FREE HARD AND SOFT TISSUE TRANSFER IN PATIENTS WITH HEAD AND NECK CANCER FOLLOWING COMBINED PREOPERATIVE RADIOCHEMOTHERAPY (RCT) F W Neukam, J Wiltfang, S Schultze-Mosgau, P Kessler	Erlangen/Germany	F W Neukam	09.28 hrs
181	ENHANCEMENT OF ALA-PDT IN VIVO BY TUMOUR PH DECREASING WITH GLUCOSE AND AMILORID B Piot, S Elouet, J Carre, V Vonarx, J Mercier, T Patrice	Nantes/ France	B Piot	09.36 hrs
182	INTERSTITIAL AND INTRACAVITARY BRACHYTHERAPY OF RECURRENT OR RESIDUAL CANCERS IN THE HEAD AND NECK REGION M Keweloh, J Kwiatkowsky, W Heller, B Schmidt, R Hagen, D Weingart	Stuttgart/ Germany	M Keweloh	09.44 hrs
183	FOSCAN,- MEDIATED PHOTODYNAMIC THERAPY (FOSCAN, PDT) IN THE PALLIATIVE TREATMENT OF ADVANCED HEAD AND NECK CANCER M Robinson, R Bryce	Sheffield/ UK	M Robinson	09.52 hrs
	DISCUSSION			10.00 hrs

READ BY TITLE (RESERVE PAPERS)

418	THE ROLE OF PREOPERATIVE (MODERATE-DOSE) CHEMOTHERAPY IN THE COMBINED TREATMENT OF LINGUAL AND SUBLINGUAL TUMOURS: A RANDOMIZED STUDY. PRELIMINARY REPORT ON 20 CASES Zs Nemeth, G Szabo	Budapest/Hungary	Zs Nemeth	09.20 hrs
420	VASCULARISATION AND CYTOKINE-EXPRESSION OF FREE FLAPS IN IRRADIATED NECK REGION FOLLOWING RADIO- AND RADIOCHEMOTHERAPY S Schultze-Mosgau, L Keilholz, F Rodel, J Wiltfang, P Kessler, M Radespiel-Troger, F W Neukam	Erlangen-Nuremberg/ Germany	S Schultze-Mosgau	09.20 hrs
421	BRACHYTHERAPY WITH IRIIDIUM (IR-192) IN PATIENTS WITH ADVANCED HEAD AND NECK CANCER A Beer, K Vinzenz, W Seitz	Vienna/ Austria	A Beer	09.20 hrs

CHAIRMEN: M Davidson, B Witsenburg, R Vinci

Prog no.	TITLE/AUTHORS	COUNTRY	PRESENTER	TIME
184	HISTORY OF JOURNALS IN ORAL AND MAXILLOFACIAL SURGERY E M Steinhauser	Erlangen-Nuremberg/ Germany	E M Steinhauser	09.20 hrs
185	APPLICATIONS OF VIDEOCOMMUNICATION IN EMERGENCY AND ELECTIVE CRANIO-MAXILLOFACIAL SURGERY J C Lowry	Bolton/ UK	J C Lowry	09.28 hrs
186	TEMPORAL ARTERY BIOPSIES: HOW USEFUL ARE THESE IN CLINICAL PRACTICE? Y M Szyszko, D Macpherson	Chichester/ UK	Y M Szyszko	09.36 hrs
264	EVALUATION OF TMJ (TEMPOROMANDIBULAR JOINT) DISC POSITION AND CONDYLE-DISC RELATION AFTER CONDYLE FRACTURES: GADOLINIUM ENHANCED MR IMAGING M T Kutsal, B Erol, M Ozates	Diyarbakir/Turkey	M T Kutsal	09.44 hrs
188	TREATMENT OF PSEUDOANKYLOSIS IN NOMA PATIENTS: THE SOKOTO EXPERIENCE F K L Spijkervet, B van der Lei, K M Marck, M Adenyi, J Meixner	Groningen/ Netherlands	F K L Spijkervet	09.52 hrs
	DISCUSSION			10.00 hrs

READ BY TITLE (RESERVE PAPERS)

422	ENDOSCOPIC SURGICAL TREATMENT OF NASAL AND MAXILLARY POLYPOSIS A Sdivizhkov, M Finkelshtern, A Fech	Moscow/ Russia	A Sdivizhkov	09.20 hrs
423	BACTERAEMIA CAUSED BY REMOVAL OF INTRAORAL OSTEOSYNTHESIS PLATES AND ADJACENT THIRD MOLARS A Rajasuo, S Nyfors, A Kanervo, H Jousimies-Somer, C Lindqvist	Helsinki/ Finland	A Rajasuo	09.20 hrs
424	CHARACTERISTICS AND VALIDATION OF A NEW PROGRAMME FOR DIGITAL IMAGE ANALYSIS IN ORAL SURGERY M Kozakiewicz, M Handlik	Lodz/ Poland	M Handlik	09.20 hrs
425	EXPERIENCE OF USING ELECTROCHEMICALLY ACTIVATED SOLUTIONS FOR TREATMENT OF PURULENT WOUNDS OF THE MAXILLOFACIAL REGION S Tarassenko, G Trukhina, N Emelyanova, A Kurakin, K Masur	Moscow/ Russia	S Tarassenko	09.20 hrs

CHAIRMEN: R Woodward, A Hemprich, V Agapov

Prog no.	TITLE/AUTHORS	COUNTRY	PRESENTER	TIME
189	PHOTODYNAMIC THERAPY OF SKIN TUMOURS OF THE HEAD AND NECK A C Kubler, M Scheer, J E Zoller	Cologne/ Germany	A C Kubler	10.10 hrs
190	PHOTODYNAMIC THERAPY WITH FOSCAN.(TEMOPORFIN) IN PRIMARY SQUAMOUS CELL CARCINOMA OF THE HEAD & NECK G Putnam, R Bryce	Carlisle/ UK	G Putnam	10.18 hrs
191	PHOTODYNAMIC THERAPY OF LIP CANCER A C Kubler, M Scheer, J E Zoller	Cologne/ Germany	A C Kubler	10.26 hrs
192	INTERSTITIAL PHOTODYNAMIC THERAPY FOR THE MANAGEMENT OF ADVANCED HEAD AND NECK CANCER M Suhr, C Hopper, A J MacRobert, S G Brown	London/ UK	M Suhr	10.34 hrs
193	FOSCAN, -MEDIATED PHOTODYNAMIC THERAPY (FOSCAN,PDT) IN RECURRENT AND SECOND PRIMARY ORAL CAVITY CANCERS B Tan, R Bryce	Amsterdam/ Netherlands	B Tan	10.42 hrs
	DISCUSSION			10.50 hrs
	COFFEE			11.00-11.30 hrs
READ BY TITLE (RESERVE PAPERS)				
426	TREATMENT OF SUPERFICIALLY SPREADING LESIONS IN THE ORAL CAVITY USING CO2 LASER EXCISION. OUR EXPERIENCE IN 14 PATIENTS E Gomez, M Chamorro, J L Cebrian, N Montesdeoca, M J Moran, L J Arias	Madrid/ Spain	E Gomez	10.10 hrs
428	STOMAL RECURRENCE FOLLOWING TEMPORARY TRACHEOSTOMY W Halfpenny, M McGurk	London/ UK	W Halfpenny	10.10 hrs
429	THERAPEUTIC METHODS AND SURVIVAL STUDIES OF SQUAMOUS CARCINOMA OF THE ORAL CAVITY. REVIEW OF MORE THAN 200 CLINICAL CASES C Arranz, J Gimeno, J Lluch, A Monner, P Piulachs, J Pericot	Barcelona/Spain	C Arranz	10.10 hrs

CHAIRMEN: R Kendrick, J Helfrick, R Ewers

Prog no.	TITLE/AUTHORS	COUNTRY	PRESENTER	TIME
194	FINITE-ELEMENT-ANALYSIS OF DIFFERENT OSTEOSYNTHESIS DEVICES IN BILATERAL SPLIT OSTEOTOMY P Maurer, S Holweg, J Schubert	Halle-Wittenberg/ Germany	P Maurer	10.10 hrs
195	A PROSPECTIVE RANDOMISED STUDY COMPARING THE STABILITY OF LACTOSORB AND TITANIUM OSTEOSYNTHESIS FOR LE FORT I OSTEOTOMIES S E Norholt, J Jensen, T K Pedersen	Aarhus/Denmark	S E Norholt	10.18 hrs
196	THE FATE OF RESORBABLE PLLA-PGA FIXATION DEVICES IN ORTHOGNATHIC SURGERY B L Eppley, R C Edwards, K Keily	Indianapolis/ USA	B L Eppley	10.26 hrs
197	THE USE OF BIODEGRADABLE POLYLACTIDE PLATES AND SCREWS TO STABILIZE MAXILLARY AND MANDIBULAR OSTEOTOMIES T A Turvey, T J Tejera, B Bell	Chapel Hill/ USA	T A Turvey	10.34 hrs
198	SKELETAL STABILITY OF MANDIBULAR HIGH SAGITTAL SPLIT OSTEOTOMIES FIXED WITH THE BIODEGRADABLE OSTEOSYNTHESIS SYSTEM LACTOSORB U G Knauf, R Bschorer	Schwerin/Germany	U G Knauf	10.42 hrs
	DISCUSSION			10.50 hrs
	COFFEE			11.00-11.30 hrs

READ BY TITLE (RESERVE PAPERS)

430	IN-VIVO EXAMINATIONS OF BIODEGRADABLE POLY (D,L-LACTIDE) FOR USE AS OSTEOSYNTHESIS MATERIAL W Heidemann, K Ruffieux, S Jeschkeit, J H Fischer, M Wagner, E Wintermantel, G Kruger, K L Gerlach	Magdeburg/Ger	W Heidemann	10.10 hrs
431	THE USE OF A NEW BIOCOMPOSITE MATERIAL "POLYGAP" IN CHILDREN'S RECONSTRUCTIVE SURGERY OF THE MANDIBLE O Topolnitsky, S Ulyanov, S Dyakova, A Volozhin, Ya Shorstov, Yu Baklashova	Moscow/ Russia	O Topolnitsky	10.10 hrs
433	CLINICAL OUTCOME AFTER OSTEOSYNTHESIS WITH THE LACTOSORB, PLATING SYSTEM F Ziya-Ghazvini, G Enislidis, M Rasse, G Lagogiannis, C Schopper, R Ewers	Vienna/ Austria	F Ziya Ghazvini	10.10 hrs

CHAIRMEN: T Turvey, Y Kwakman, J Gonzalez-Lagunas

Prog no.	TITLE/AUTHORS	COUNTRY	PRESENTER	TIME
199	ILIAC VS CALVARIAL BONE GRAFT IN PRE-IMPLANT SURGERY OF THE ATROPHIC MAXILLA R Vinci, S Torti, A Bianchi, M Zanaboni	Milan/ Italy	R Vinci	11.30 hrs
200	ULTRASONIC EVALUATION OF BONE DENSITY OF THE MANDIBLE USED FOR IMPLANTATION H Steveling, V Bafaloukos, J Kappes, C M Ziegler, C Wuster	Heidelberg/ Germany	H Steveling	11.38 hrs
201	RIDGE AUGMENTATION USING AUTOGENOUS BONE GRAFTS AND RESORBABLE BARRIER MEMBRANES G Petrin, D Weingart	Stuttgart/ Germany	G Petrin	11.46 hrs
202	MONITORING OF IMPLANT STABILITY IN GRAFTED BONE USING RESONANCE FREQUENCY ANALYSIS M Sjostrom, S Lundgren, L Sennerby	Umea/ Sweden	S Lundgren	11.54 hrs
203	STRATEGIES OF AUGMENTATION IN IMPLANT SURGERY WITH 373 CASES – BEIJING APPROACH Ye Lin	Beijing/ China	Ye Lin	12.02 hrs
204	INTERPOSED BONE GRAFTS TO ACCOMMODATE ENDOSTEAL IMPLANTS FOR RETAINING MANDIBULAR OVERDENTURES. A 2-10 YEAR FOLLOW-UP STUDY F R C Lippens, J P M Fennis, P J W Stoeltinga	Nijmegen/ Netherlands	F R C Lippens	12.10 hrs
	DISCUSSION			12.18 hrs
	LUNCH			12.30-13.30 hrs
READ BY TITLE (RESERVE PAPERS)				
434	A NEW ADVANCED SURFACE MODIFICATION TECHNIQUE – TITANIUM OXIDE CERAMIC SURFACE IMPLANTS: THE BACKGROUND AND LONG-TERM RESULTS J Barabas, G Szarbo, Zs Nemeth	Budapest/Hungary	J Barabas	11.30 hrs
435	BONE CONDENSING AND ITS SIGNIFICANCE IN ENDOSTEAL PALATAL IMPLANTS M Engel, N Abels, H J Schiel	Wiebelskirchen/Sarr/ Germany	M Engel	11.30 hrs
436	POROUS TITANIUM AS A MATERIAL FOR DENTAL IMPLANTS O Chudakov, I Fedchenko	Minsk/ Byelorussia	I Fedchenko	11.30 hrs

CHAIRMEN: D Mitchell, K Gerlach, K Osmola

Prog no.	TITLE/AUTHORS	COUNTRY	PRESENTER	TIME
205	A NEWLY DEVELOPED COMPUTER ASSISTED EXPERIMENTAL STRUCTURE ANALYSIS OF THE HUMAN MANDIBLE H Schieferstein, A Neff, A Kuhn, S Koch, H F Zeilhofer, H -H Horch	Munich/ Germany	A Neff	11.30 hrs
206	THE ACCURACY OF INVASIVE AND NON-INVASIVE REGISTRATION IN FRAMELESS STEREOTAXY - IS THERE A GOLD STANDARD? A Schramm, N -C Gellrich, R Gutwald, R Schon, G Lauer, R Schmelzeisen	Freiburg/ Germany	A Schramm	11.38 hrs
207	EVALUATION OF BIODEGRADABLE POLY-D,L-LACTIDE PLATES AND SCREWS FOR FIXATION OF ZYGOMATIC FRACTURES K L Gerlach, W Heideman,	Magdeburg/ Germany	K L Gerlach	11.46 hrs
208	MINIPLATE OSTEOSYNTHESIS WITH ROUGH OR POLISHED TITANIUM-SCREWS R Gutwald, R Schon, A Schramm, N -C Gellrich, W Schilli, R Schmelzeisen	Freiburg/ Germany	R Gutwald	11.54 hrs
209	TISSUE CHANGES ADJACENT TO TITANIUM OSTEOSYNTHESIS PLATES IN PATIENTS R J Langford	Birmingham/ UK	R Langford	12.02 hrs
210	EVALUATION OF MAXIMUM BITE FORCES IN PATIENTS TREATED FOR MANDIBULAR ANGLE FRACTURES USING MINIPLATE OSTEOSYNTHESIS A Schwarz, K L Gerlach	Magdeburg/ Germany	A Schwarz	12.10 hrs
	DISCUSSION			12.18 hrs
	LUNCH			12.30-13.30 hrs
READ BY TITLE (RESERVE PAPERS)				
438	A NEW LAG-SCREW SYSTEM FOR MAXILLOFACIAL TRAUMATOLOGY H Terheyden, F Haerl	Kiel/ Germany	H Terheyden	11.30 hrs
440	THE USE OF MEMORY SHAPE ALLOY STAPLES IN THE TREATMENT OF FACIAL FRACTURES IN DOGS. Z Laster, L Ardekian, R Manor, M Peled, D Temkin, D Laufer	Taberias/ Israel	Z Laster	11.30 hrs

CHAIRMEN: H Sailer, M Dover, H-P Howaldt

Prog no.	TITLE/AUTHORS	COUNTRY	PRESENTER	TIME
211	A NEW MEASUREMENT OF CRANIOFACIAL DEVELOPMENT BY DIRECT CEPHALOMETRY C Landes, J Bitzakis, K Diehl, K Bitter	Frankfurt/ Germany	C Landes	13.30 hrs
212	HOW DOES CAS CONTRIBUTE TO THE TREATMENT OF COMPLEX CRANIOFACIAL DEFORMITIES? N -C Gellrich, A Schramm, R Gutwald, R Schon, M Nilius, R Schmelzeisen	Freiburg/ Germany	N-C Gellrich	13.38 hrs
213	FRONTONASAL DYSPLASIA V A Belchenko, A G Prytko, L A Kaurova, I S Alexeeva, S A Yasonov	Moscow/ Russia	V A Belchenko	13.46 hrs
214	THE PROBLEMS OF AND ADVANCES IN TREATING FIBROUS DYSPLASIA I T Jackson, H G Bone, B Audet	Southfield/ USA	I T Jackson	13.54 hrs
215	TREATMENT OF ANOPHTHALMIA USING OSMOTIC EXPANDERS K K H Gundlach, R Guthoff	Rostock/ Germany	K K H Gundlach	14.02 hrs
216	CONGENITAL AURAL ANOMALIES IN CHILDREN AND A FEW FEATURES OF SURGICAL CORRECTION L A Brusova, N A Mileschina, N S Dmitriev	Moscow/ Russia	L A Brusova	14.10 hrs
	DISCUSSION			14.18 hrs
READ BY TITLE (RESERVE PAPERS)				
442	CEMENTO-OSSIFYING FIBROMA OF THE JAWS FROM THE POINT OF VIEW OF DIAGNOSTIC AND THERAPEUTIC DIFFICULTIES J Stypulkowska, J Stachura, S B Bartkowski	Krakow/ Poland	J Stypulkowska	13.30 hrs
443	MAXILLOFACIAL TUMOURS IN PAEDIATRIC PATIENTS – RETROSPECTIVE ANALYSIS OF CLINICAL MANAGEMENT T Teltzrow, G Swennen, C Kuttner, A Eckardt	Hannover/ Germany	T Teltzrow	13.30 hrs
444	VASCULAR MALFORMATION OF THE ORBITAL REGION; SURGICAL APPROACH U Zanetti, A Castellani, D Burlini, N Camelin	Brescia/ Italy	U Zanetti	13.30 hrs
445	LATERAL ORBITOTOMY FOR ORBITAL SURGERY E Gudewer, M Vesper, J Siegert, S Flinzberg, R Schmelzle	Hamburg/ Germany	M Vesper	13.30 hrs

CHAIRMEN: A Markus, K Moos, D Bussard

Prog no.	TITLE/AUTHORS	COUNTRY	PRESENTER	TIME
217	EXTRA-ORAL VERTICAL RAMUS OSTEOTOMY WITH PLATE FIXATION: CLINICAL ASPECTS AND STABILITY K Mobarak, O Krogstad, L Espeland, H E Hoegevoeld	Oslo/ Norway	L Espeland	13.30 hrs
218	EXTRAORAL SAGITTAL MANDIBULAR SPLIT O C Rasmussen	Hillerod Sygehus/ Denmark	O C Rasmussen	13.38 hrs
219	A LONG-TERM STUDY OF INTRAORAL VERTICAL RAMUS OSTEOTOMY FOR DENTOFACIAL DEFORMITIES WITH TEMPOROMANDIBULAR DYSFUNCTION Y Yoshinori, O Takeshi, N Kazuyuki, O Tetsuya, Y Kazusada	Shiga/ Japan	Y Yoshinori	13.46 hrs
220	CONDYLAR REMODELLING AND RESORPTION IN ORTHOGNATHIC SURGERY: A RETROSPECTIVE RADIOLOGICAL STUDY R Vinci, M Lisa, M Piasente, A Clivio	Milan/ Italy	R Vinci	13.54 hrs
221	TMJ DYSFUNCTION IN ORTHOGNATHIC SURGERY. LONG TERM RESULTS P Cascone, C Di Paolo, F Panti, M Papa	Rome/ Italy	P Cascone	14.02 hrs
222	1 YEAR FOLLOW-UP STUDY ON POSTOPERATIVE RECOVERY OF CHEWING MOVEMENTS AND POSITIONAL CHANGES OF THE PROXIMAL SEGMENT BETWEEN MONKEYS THAT UNDERWENT INTRAORAL AND EXTRAORAL VERTICAL RAMUS OSTEOTOMY FOR MANDIBULAR RAMUS ELONGATION S Hirashima, K Hanada, K Tominaga, J Fukada, N Amano, H H Chang, C K Yi	Kitakyushu/Japan	S Hirashima	14.10 hrs
	DISCUSSION			14.18 hrs

READ BY TITLE (RESERVE PAPERS)

448	ORTHOGNATHIC SURGERY IN POST-TRAUMATIC MAXILLOFACIAL DEFORMITIES M Jagielak, J Piekarczyk, M Soltan	Warsaw/ Poland	M Jagielak	13.30 hrs
449	ANALYSIS OF THE STRENGTH OF INTERNAL AND EXTERNAL FORCES OF A HUMAN MANDIBLE M Kusano	Nara/ Japan	M Kusano	13.30 hrs

CHAIRMEN: P Leopard, F Molina, D Karakasis

Prog no.	TITLE/AUTHORS	COUNTRY	PRESENTER	TIME
223	SUCCESSFUL MIDFACIAL DISTRACTION WITHOUT OSTEOTOMY IN CLP PATIENTS A Hemprich, T Hierl	Leipzig/ Germany	A Hemprich	14.30 hrs
224	CLINICAL USE OF THE HALO-FRAME IN CRANIOFACIAL DISTRACTION C Klein	Frankfurt/ Germany	C Klein	14.38 hrs
225	OCCLUSION ADJUSTMENT DURING MANDIBULAR DISTRACTION BY SIMULTANEOUS APPLICATION OF INTERMAXILLARY TRACTION D Karakasis	Thessaloniki/ Greece	D Karakasis	14.46 hrs
226	NEW CONCEPT OF TREATING HEMIFACIAL MICROSOMIA IN CHILDREN BY MEANS OF ENORAL DISTRACTION OSTEOGENESIS G Santler, H Karcher, R Mossbock, A Gaggl, G Schultes	Graz/ Austria	G Santler	14.54 hrs
227	ACCURACY OF A NEW PROTOCOL FOR PLANNING DISTRACTION OSTEOGENESIS OF THE MANDIBLE: AN IN-VITRO STUDY J Gateno, A E Alle, J F Teichgraber, M M Messersmith	Houston/ Texas	J Gateno	15.02 hrs
228	ULTRASOUND AND X-RAY DOCUMENTATION OF SEGMENT DISTRACTION AND CALLUS FORMATION IN RECONSTRUCTION OF THE MANDIBLE WITH INTRA-BUCCAL COMPRESSION AND DISTRACTION DEVICES A H Shamsudinov, N V Bukatina, A H Nadtochiy, A N Senjuk	Moscow/ Russia	A H Shamsudinov	15.10 hrs
	DISCUSSION			15.18 hrs
	TEA			15.30-16.00 hrs
READ BY TITLE (RESERVE PAPER)				
451	INTRA-ORAL DISTRACTION OSTEOGENESIS – 12 CASE REPORTS W Xing, L Ye, Z Yanheng	Beijing/ China	W Xing	14.30 hrs

CHAIRMEN: B Musgrove, G Szabo, P-P Claudio

Prog no.	TITLE/AUTHORS	COUNTRY	PRESENTER	TIME
229	APPLICATION OF A BIOTECHNICAL ENGINEERED DERMAL REPLACEMENT (DERMAGRAFT) IN PATIENTS WITH HEAD AND NECK TUMOURS H J Gath, B Hell, J D Raguse,	Berlin/ Germany	H J Gath	14.30 hrs
230	NEOMUCOSAL PREFABRICATION IN MULTITISSULAR FREE TRANSPLANTS: A NEW CONCEPT IN HEAD AND NECK RECONSTRUCTIVE SURGERY S Testelin, B Lengele, V Wolf, T Delaporte, B Laurent. B Devauchelle	Amiens/ France	S Testelin	14.38 hrs
231	THE AESTHETIC DIMENSION OF MICROSURGICAL RECONSTRUCTION IN THE CRANIOMAXILLOFACIAL FIELD B Devauchelle, S Testelin, T Delaporte, C Gbaguidi, C Bonan	Amiens/ France	B DeVauchelle	14.46 hrs
232	AURICULOMASTOID FASCIOCUTANEOUS FLAP. USE IN OROFACIAL RECONSTRUCTION G Forteza Gonzalez, M Mateos Micas, E Garcia Diez	Tarragona/Spain	G Forteza Gonzalez	14.54 hrs
233	ORIGINAL PROCEDURE OF PREPARATION AND USE OF THE NASO-LABIAL FLAP. EVALUATION AFTER SEVEN YEARS OF USE Al Rotaru, H Rotaru	Cluj-Napoca/ Romania	H Rotaru	15.02 hrs
234	BASAL CELL CARCINOMA OF THE HEAD AND NECK - SURGICAL APPROACH O Muresan, T Lung	Cluj-Napoca/ Romania	O Muresan	15.10 hrs
	DISCUSSION			15.18 hrs
	TEA			15.30-16.00 hrs
READ BY TITLE (RESERVE PAPERS)				
452	COST COMPARISON OF MOH'S MICROGRAPHIC SURGERY VS EXCISION AND DELAYED REPAIR FOR BASAL CELL CARCINOMAS OF THE FACE S Clark, J A A Langtry, J M Ryan	Sunderland/ UK	S Clark	14.30 hrs
453	VERSATILITY OF BILOBE FLAP IN FACIAL RECONSTRUCTION A Ezsias, C Thomas, N Moran	Merthyr Tydfil/ Wales	A Ezsias	14.30 hrs
454	SURGICAL TREATMENT OF BASALIOMA IN THE FACIAL REGION L Stefanov, R Kalorov	Sofia/ Bulgaria	L Steffanov	14.30 hrs
455	MALIGNANT ECCRINE POROMA OF THE FACE: CASE REPORT T Semergidis, M Sereti, D Arvanitis	Larrisa/Greece	T Semergidis	14.30 hrs

CHAIRMEN: S Schendel, B Vasilevski, G Lello

Prog no.	TITLE/AUTHORS	COUNTRY	PRESENTER	TIME
235	STABILITY OF LE FORT I OSTEOTOMY WITH MAXILLARY ADVANCEMENT IN DOUBLE JAW SURGERY FOR CORRECTION OF SKELETAL CLASS III MALOCCLUSION F Costa, M Robiony, M Politi, S Sembronio	Udine/Italy	F Costa	14.30 hrs
236	CENTRIC CONDYLE POSITIONING IN BIMAXILLARY OSTEOTOMIES WITH INTERMEDIATE TWIN OCCLUSAL SPLINT J S Bill, N Watted, E Reinhart, T Betz, J F Reuther, E Witt	Wurzburg/ Germany	J S Bill	14.38 hrs
237	BINDER'S SYNDROME: A RETROSPECTIVE REVIEW OF 6 CASES M Caley Albiol, Pamiás, Saez, Bescos, Buenchea	Barcelona/ Spain	M Caley Albiol	14.46 hrs
238	A NEW WING-SHAPED MIDFACIAL OSTEOTOMY FOR SURGICAL MOBILIZATION OF THE ENTIRE MIDFACIAL SKELETON J O Guerrissi, A G Taborda	Buenos Aires/ Argentina	J O Guerrissi	14.54 hrs
239	SIMULTANEOUS RHINOPLASTY AND MAXILLO-MANDIBULAR OSTEOTOMIES: POSSIBILITIES AND INDICATIONS. P Ronchi, A Di Francesco	Como/ Italy	A Di Francesco	15.02 hrs
240	THE IMPORTANCE OF THE SURGICAL CORRECTION OF MANDIBULAR ASYMMETRY ON THE IMPROVEMENT OF THE TOTAL ASYMMETRY OF THE FACE N Papagiannopoulos, A Tsekos, I Michailidis, S Kiliaridis	Thessaloniki/Greece	N Papagiannopoulos	15.10 hrs
	DISCUSSION			15.18 hrs
	TEA			15.30-16.00 hrs
READ BY TITLE (RESERVE PAPERS)				
457	SUBPERIOSTEAL OSTEOTOMY OF THE PREMAXILLA, USED IN ANTERO-SUPERIOR DENTO-ALVEOLAR ARCH CLEFT SEQUELAE E Urtila, R Urtila, E Paraschivescu, M Ravis	Timisoara/ Romania	E Paraschivescu	14.30 hrs
458	LONGTERM RESULTS AFTER CORRECTION OF THE ANTERIOR OPEN BITE BY SEGMENTAL OSTEOTOMY ACCORDING TO SCHUCHARDT J Hoffmann, G Alfter, Th Ermel, G Goz	Tubingen/ Germany	J Hoffmann	14.30 hrs

CHAIRMEN: A Markus, U Joos, L Brusova

Prog no.	TITLE/AUTHORS	COUNTRY	PRESENTER	TIME
241	IS IT POSSIBLE TO PREVENT CLEFT PALATE BY PRENATAL ADMINISTRATION OF FOLIC ACID? V Bienengraber, K K H Gundlach, J Weingartner, J Fanghanel	Rostock/ Germany	K K H Gundlach	16.00 hrs
242	APPROPRIATE MODELS FOR CLEFT LIP AND PALATE ANIMAL EXPERIMENTAL STUDIES (CLPAM) S Janicke, F Gerhards, H-J Schmitt	Aachen/ Germany	S Janicke	16.08 hrs
243	COMPREHENSIVE MANAGEMENT OF CLEFT LIP AND PALATE (CLP) DEFORMITIES VIA FUNCTIONAL REPAIR U Joos, G E Anastassov	New York/ USA	G E Anastassov	16.16 hrs
244	OUR 30 YEARS' EXPERIENCE OF USING THE LE MESURIER TECHNIQUE IN ANTERIOR CLEFT CLOSURE E Urtila, R Urtila, E Paraschivescu, S Rosu, F Urtila	Timisoara/ Romania	E Paraschivescu	16.24 hrs
245	EFFECT OF VARIATIONS IN SURGICAL PROCEDURES ON TREATMENT OUTCOME IN PATIENTS WITH UNILATERAL CLEFT LIP AND PALATE G Swennen, J Berten, R Dempf, A De Mey, C Malevez	Hannover/ Germany	G Swennen	16.32 hrs
246	LONG TERM RESULTS OF SECONDARY UPPER LIP AND NOSE CORRECTIONS IN CLP PATIENTS A Hemprich, V Ziegłowski	Leipzig/ Germany	A Hemprich	16.40 hrs
	DISCUSSION			16.48 hrs
	GENERAL ASSEMBLY (PENTLAND)			17.00 hrs
READ BY TITLE (RESERVE PAPERS)				
459	POSTOPERATIVE FEEDING STRATEGIES FOR INFANTS WITH CLEFT SURGERY – A RANDOMISED STUDY G Lauer, R Schimming, J-E Otten, R Schmelzeisen	Freiburg/ Germany	G Lauer	16.00 hrs
460	DENTAL IMPLANTS IN HEAD AND NECK CANCER PATIENTS J M Kwakman, M A W Merckx, M van Leer, L Levens, C N M A Schrijnemakers	Nijmegen/ Netherlands	J M Kwakman	16.00 hrs
461	THE LAST CHANCE: MICROSURGICAL RECONSTRUCTION IN UNUSUAL DEFECTS OF THE HEAD AND NECK T Norkus, G Januzis, E Marcinkevicius, A Matukevicius, R Citvaras, T Astrauskas	Kaunas/ Lithuania	T Norkus	16.00 hrs

CHAIRMEN: R Voorsmit, B Devauchelle, M Virag

Prog no.	TITLE/AUTHORS	COUNTRY	PRESENTER	TIME
247	THE SURGICAL APPROACHES TO NASOPHARYNGEAL ANGIOFIBROMA AND FOLLOW-UP AFTER 5 AND 10 YEARS E Belli, E Indrizzi, G Nicolai, F Marini, G Liberatore, V Valentini	Rome/ Italy	E Belli	16.00 hrs
248	TRANSPALATAL APPROACH TO THE SKULL BASE M Vesper, M Heiland, H-C Moeller, R Schmelzle	Hamburg/ Germany	M Vesper	16.08 hrs
249	CRANIAL BASE SURGERY THROUGH TRANSFACIAL ACCESS Montes, A Palma, A Valiente, M A Arraez	Malaga/ Spain	J Montes	16.16 hrs
250	FREE TISSUE TRANSFER FOR SKULL BASE RECONSTRUCTION R Gutierrez Diaz, G Sanchez Aniceto, A Romance Garcia, R Diez Lobato	Madrid/ Spain	R Gutierrez Diaz	16.24 hrs
251	RESULTS OF ORBITAL RECONSTRUCTION AFTER TUMOUR SURGERY B Frerich, C Trantakis, I Sterker, A Hemprich	Leipzig/ Germany	B Frerich	16.32 hrs
252	ORBITAL RECONSTRUCTION IN CRANIAL BASE TUMOUR SURGERY G Sanchez-Aniceto, R Gutierrez Diaz, A Romance Garcia, R Diez Lobato, J I Garcia Recuero, C Miera	Madrid/Spain	G Sanchez-Aniceto	16.40 hrs
	DISCUSSION			16.48 hrs
	GENERAL ASSEMBLY			17.00 hrs
READ BY TITLE (RESERVE PAPERS)				
462	MUTATIONS IN THE RETINOBLASTOMA-RELATED GENE R B 2/p130 IN PRIMARY NASOPHARYNGEAL CARCINOMA P P Claudio, C Howard, L Califano, C Cinti, A Giordano, C Giardino	Naples/ Italy	P P Claudio	16.00 hrs
463	SURGICAL TREATMENT OF EXTENSIVE SCALP DEFECTS R Roncevic	Belgrade/ Yugoslavia	R Roncevic	16.00 hrs
464	SCALP RECONSTRUCTION BY OMENTUM MICROVASCULAR FREE FLAP N Montesdeoca, M Burgueno, J L Cebrian, J Arias, M Chamorro, C Colmenero	Madrid/ Spain	M Burgueno	16.00 hrs
465	WHY DOES THE PERICRANIAL FLAP FAIL? Z Stajcic	Belgrade/Yugoslavia	Z Stajcic	16.00 hrs

CHAIRMEN: G Putnam, M Kinnebrew, J Nebojsa

Prog no.	TITLE/AUTHORS	COUNTRY	PRESENTER	TIME
253	FACIAL CONTOURING SURGERY APPLYING "FUZZY SETS" – A PRELIMINARY REPORT K Kusumoto, Y Ogawa, S Fujimori	Osaka/ Japan	K Kusumoto	16.00 hrs
254	HISTOLOGICAL AND ULTRASTRUCTURAL STUDY ON STORED FAT USED FOR MULTIPLE STAGE LIPOFILLING OF THE FACE: TECHNIQUE OF HARVESTING, ITS PRESERVATION AND 6 YEARS FOLLOW-UP ON 100 PATIENTS D Bertossi, A Fior, A D'Agostino, A Bedogni, G A Pacino, M Albanese	Verona/Italy	D Bertossi	16.08 hrs
255	CHIN-AUGMENTATION: ENHANCEMENT OF RESULTS VIA SIMULTANEOUS NECK SURGERY B N Epker	Weatherford/ USA	B N Epker	16.16 hrs
256	HISTORICAL DEVELOPMENT OF INDICATIONS, CONTRA-INDICATIONS AND SURGICAL BEHAVIOUR OF THE GENIOPLASTY IN ORTHOGNATHIC MAXILLOFACIAL SURGERY. A RETROSPECTIVE SEARCH BETWEEN 1972 AND 2000 J J de Mol van Otterloo, D B Tuinzing	Amsterdam/Neth	J J de Mol van Otterloo	16.24 hrs
257	MALAROPLASTY: AESTHETIC BALANCE OF MALAR DEFICIENCY IN ORTHOGNATHIC PATIENTS. M Politi, M Robiony, F Costa, S Sembronio	Udine/ Italy	M Politi	16.32 hrs
258	PARRY-ROMBERG SYNDROME-SYMPOMS AND TREATMENT M Kozakiewicz, R Kubala, J Kruk-Jeronim	Lodz/ Poland	M Kozakiewicz	16.40 hrs
	DISCUSSION			16.48 hrs
	GENERAL ASSEMBLY (PENTLAND)			17.00 hrs
READ BY TITLE (RESERVE PAPER)				
467	EVALUATION OF THE SOFT AND HARD TISSUE CHANGES AFTER ANTERIOR SEGMENTAL OSTEOTOMY ON THE MAXILLA AND MANDIBLE Je-Uk Park	Seoul/ Korea	Je-Uk Park	16.00 hrs

CHAIRMEN: L Eriksson, U Zanetti, G Lauer

Prog no.	TITLE/AUTHORS	COUNTRY	PRESENTER	TIME
259	CLINICAL CORRELATION OF MRI (MAGNETIC RESONANCE IMAGING) FINDINGS OF TEMPOROMANDIBULAR JOINT INTERNAL DERANGEMENTS N Yilmaz, M Ogutteen-Toller	Samsun/ Turkey	M Ogutcen-Toller	08.30 hrs
260	SONOGRAPHY OF THE TEMPOROMANDIBULAR JOINT IN 60 EXAMINATIONS AND COMPARISON TO MRI AND AXIOGRAPHY C Landes, H Walendzik, C Klein	Frankfurt/ Germany	C Landes	08.38 hrs
261	COMPARISON OF MAGNETIC RESONANCE IMAGING (MRI) WITH ULTRASOUND (US) AND COMPUTERIZED AXIOGRAPHY OF THE TEMPOROMANDIBULAR JOINT (TMJ) IN MEASUREMENT OF CONDYLAR MOVEMENTS A Kolk, A Neff, H-H Horch	Munich/Germany	A Neff	08.46 hrs
262	ARTHROCENTESIS OF THE TEMPOROMANDIBULAR JOINT FOR THE TREATMENT OF ACUTE CLOSED-LOCK M C Perez, R Martin-Granizo, F Falahat, A Berguer	Madrid/ Spain	M C Perez	08.54 hrs
263	ARTHROSCOPIC SURGERY (LYSIS AND LAVAGE WITH INJECTION OF SODIUM HYALURONATE) OF THE TEMPOROMANDIBULAR JOINT FOR THE TREATMENT OF ANTERIOR DISC DISPLACEMENT WITH REDUCTION. A PROSPECTIVE STUDY OF 56 PATIENTS J Fernandez-Sanroman, C Goizueta, J M Sandoval, C Buscema	Vigo/Spain	J Fernandez-Sawroman	09.02 hrs
472	TMJ BIOMECHANICAL RESTRICTIONS L Fonzi, P Cascone	Rome/ Italy	P Cascone	09.10 hrs
	DISCUSSION			09.18 hrs
READ BY TITLE (RESERVE PAPERS)				
469	ARTHROSCOPY FOR THE TREATMENT OF TEMPOROMANDIBULAR DISORDERS R Martin-Granizo, M C Perez, M de Pedro, A Berguer	Madrid/ Spain	R Martin Granizo	08.30 hrs
471	DEVELOPMENT, STANDARDISATION AND EVALUATION OF A MODEL FOR ARTHROSCOPIC SURGERY IN THE TMJ. AN EXPERIMENTAL STUDY IN PIGS W M H Kaduk, Th Koppe, K K H Gundlach, H R Metelmann	Rostock/ Germany	W M H Kaduk	08.30 hrs

CHAIRMEN: M Morton, F Nderagakura, A Gaggl

Prog no.	TITLE/AUTHORS	COUNTRY	PRESENTER	TIME
265	ACCURACY TESTS FOR THE COMPUTER-ASSISTED INSERTION OF DENTAL IMPLANTS IN A PHANTOM MODEL OF THE LOWER JAW M Schneider, U Eckelt, V Hietschold	Dresden/ Germany	M Schneider	08.30 hrs
266	EVALUATION OF THE ACCURACY OF COMPUTER AIDED INTRAOPERATIVE POSITIONING OF ENDOSTEAL DENTAL IMPLANTS IN THE EDENTULOUS MANDIBLE – AN IN VITRO STUDY F Wanschitz, W Birkfellner, F Watzinger, C Schopper, F Ziya, K Huber, H Bermann, R Ewers	Vienna/Austria	F Wanschitz	08.38 hrs
267	MEASUREMENT OF THE DRILLING ACCURACY OF IMPLANTS WITH THE HELP OF THE SMN-ZEISS-NAVIGATION-SYSTEM G Schultes, A Gaggl, G Santler, M Feichtinger, H Karcher	Graz/ Austria	G Schultes	08.46 hrs
268	THE ITI IMPLANT SYSTEM AS A TREATMENT OPTION AFTER THE REMOVAL OF TMI IMPLANTS G J van Beek, E M Baas, P A M Versteegh, A V van Gool	Zwolle/ Netherlands	G J van Beek	08.54 hrs
269	HISTOMORPHOMETRIC AND FLUORESCENT MICROSCOPIC ANALYSIS OF THE OSTEOTOME TECHNIQUE: AN ANIMAL EXPERIMENTAL STUDY E Nkenke, F Kloss, S Schultze-Mosgau, F W Neukam	Erlangen-Nuremberg/ Germany	E Nkenke	09.02 hrs
270	ORAL SOFT TISSUE RECONSTRUCTION BY CELL CULTURED GINGIVAL GRAFT L K Cheung, E Liong, G Tipoe	Hong Kong/ China	L K Cheung	09.10 hrs
	DISCUSSION			09.18 hrs
READ BY TITLE (RESERVE PAPERS)				
474	HISTOMORPHOLOGIC AND HISTOMORPHOMETRIC RESULTS SIX MONTHS AFTER SINUS GRAFTING WITH ALGIPORE C Schopper, D Moser, A Sabbas, G Lagogiannis, F Watzinger, F Wanschitz, E Spassova, R Ewers	Vienna/Austria	C Schopper	08.30 hrs
475	IMMEDIATE IMPLANTATION WITH OSFIX SAND BLASTED TITANIUM IMPLANTS; AN ANIMAL EXPERIMENT K Luotio, H Vesanen, R Kotilainen, M Hanhela	Kuopio/ Finland	M Hanhela	08.30 hrs
476	EFFECTS OF AFGF IN THE EARLY STAGES OF TITANIUM DENTAL IMPLANT OSSEointegration: EXPERIMENTAL STUDY IN MINIPIGS J Arias, E Gomez, M Chammoro, C Clemente, G Jimenez-Gallego	Madrid/ Spain	J Arias	08.30 hrs

CHAIRMEN: L Smets, E Puricelli, H Iwase

Prog no.	TITLE/AUTHORS	COUNTRY	PRESENTER	TIME
271	OSTEOARTHRISIS OF THE TEMPOROMANDIBULAR JOINT – DIAGNOSTIC EVALUATION WITH COMPUTER TOMOGRAPHY F P Carls, F Carinci, D Cunliffe, H F Sailer	Oxford/ UK	F P Carls	09.30 hrs
272	DISCECTOMY IS EFFECTIVE FOR TREATING PAINFUL TMJ INTERNAL DERANGEMENT. A 5 YEAR CLINICAL AND RADIOGRAPHICAL FOLLOW-UP L Eriksson, P-L Westesson	Copenhagen/ Denmark	L Eriksson	09.38 hrs
273	LONG-TERM MORPHO-FUNCTIONAL RESULTS OF HIGH CONDYLECTOMY IN THE TREATMENT OF EXCESSIVELY ACTIVE CONDYLAR GROWTH F Biglioli, A B Gianni, O D'Orto, D Sfondrini	Milan/ Italy	F Biglioli	09.46 hrs
274	PAIN TOLERANCE IN PATIENTS WITH TEMPOROMANDIBULAR DISORDERS J Gateno, D G Baughman, J F Helfrick	Houston/ USA	J Gateno	09.54 hrs
275	OVERGROWTH OF THE COSTOCHONDRAL GRAFT REPLACING THE TMJ-THERAPEUTIC MANAGEMENT J Mercier, B Piot, P Huet, A Gordeeff	Nantes/ France	J Mercier	10.02 hrs
276	ANKYLOSIS OF THE TEMPOROMANDIBULAR JOINT AS A CAUSE OF CRITICAL CONDITIONS IN CHILDREN V Roguinmsky, M Berlova, A Sedykh, L Agueeva, G Pavelko, A Reznikova, N Korinskaya, D Kormelygin, O Arsenina	Moscow/Russia	V Roguinmsky	10.10 hrs
	DISCUSSION			10.18 hrs
	COFFEE			10.30-11.00 hrs

READ BY TITLE (RESERVE PAPERS)

477	LOCALIZATION OF DIACAPITULAR FRACTURES WITH DISPLACEMENT: CONSEQUENCES FOR MANAGEMENT AND POSTOPERATIVE FUNCTIONAL OUTCOME A Junker, A Neff, A Kolk, H-H Horch	Munich/Germany	A Neff	09.30 hrs
479	SURGICAL COMPLICATIONS WITH OPEN TREATMENT OF MANDIBULAR CONDYLAR PROCESS FRACTURES E Ellis, D McFadden, P Simon, G S Throckmorton	Dallas/ USA	E Ellis	09.30 hrs
480	THE RETROMANDIBULAR APPROACH IN THE TREATMENT OF SUBCONDYLAR FRACTURES A Castellani, U Zanetti, D Burlini	Brescia/ Italy	A Castellani	09.30 hrs

CHAIRMEN: E Gray, V Malanchuk, D Walker

Prog no.	TITLE/AUTHORS	COUNTRY	PRESENTER	TIME
277	FUNCTION AND AESTHETICS IN ORTHOGNATHIC SURGERY R Peretta, G Ferronato, P F Galzignato	Padova/ Italy	G Ferronato	09.30 hrs
278	AESTHETIC CONSIDERATIONS IN ORTHOGNATHIC SURGERY D Scopelliti, G Verdino, R Orsini, E Ventucci	Rome/ Italy	D Scopelliti	09.38 hrs
279	SOFT TISSUE PROFILE CHANGES FOLLOWING MANDIBULAR ADVANCEMENT SURGERY IN DIFFERENT FACIAL PATTERNS: LONG-TERM OUTCOME AND PREDICTABILITY K Mobarak, L Espeland, T Lyberg	Oslo/Norway	K Mobarak	09.46 hrs
280	SOFT-TISSUE PREDICTION WITH A THREE-DIMENSIONAL RELAXATION MESH R Marmulla, H Niederdelmann	Regensburg/ Germany	R Marmulla	09.54 hrs
281	SOFT TISSUE PROFILE CHANGES FOLLOWING MANDIBULAR SETBACK SURGERY: LONG-TERM OUTCOME AND FACTORS INFLUENCING THE PREDICTABILITY K Mobarak, S Tveten, O Krogstad	Oslo/Norway	S Tveten	10.02 hrs
282	CONTROLLING NASOLABIAL AESTHETICS AFTER LE FORT I OSTEOTOMIES. A RETROSPECTIVE STUDY MSM Muradin, A Rosenberg	Utrecht/ Netherlands	M Muradin	10.10 hrs
	DISCUSSION			10.18 hrs
	COFFEE			10.30-11.00 hrs

READ BY TITLE (RESERVE PAPERS)

481	"GUMMY" SMILE IN PATIENTS AFFECTED BY FACIAL LOWER THIRD MALFORMATION F S De Ponte, A Brunelli, E Marchetti, G Iannetti	Rome/ Italy	F S De-Ponte	09.30 hrs
482	TWO CASE REPORTS OF A FALSE ANEURYSM OF THE SPHENOPALATINE ARTERY AFTER A LE FORT I OSTEOTOMY O Procopio, G Ferronato, G Liessi, S Fusetti	Padova/ Italy	O Procopio	09.30 hrs
483	FAST TRANSALVEOLAR SCREW-RETAINED INTERMAXILLARY FIXATION: EXPERIENCES OF A NEW WASHER FOR A BONE-ANCHORING SYSTEM A Nisij, R Pistilli, F A Govoni	Rome/ Italy	A Nisij	09.30 hrs

CHAIRMEN: D Laskin, M Ogutcen-Toller, J Fernandez-Sanroman

Prog no.	TITLE/AUTHORS	COUNTRY	PRESENTER	TIME
283	MRI-BASED STEREOLITHOGRAPHIC MODELS OF THE TEMPOROMANDIBULAR JOINT G Undt, K Wild, G Reuther, R Ewers	Vienna/ Austria	G Undt	11.00 hrs
284	A BIOMIMETIC APPROACH TO RECONSTRUCTION OF THE TEMPOROMANDIBULAR JOINT S E Feinberg, S J Hollister, J W Halloran, T M Gabe Chu, P H Krebsbach,	Ann Arbor/ USA	S E Feinberg	11.08 hrs
285	THE LORENZ TOTAL TEMPOROMANDIBULAR JOINT RECONSTRUCTION SYSTEM: FIVE YEAR CLINICAL STUDY RESULTS P D Quinn, D Stanton	Philadelphia/ USA	P D Quinn	11.16 hrs
286	THREE DIMENSIONAL ANALYSIS OF MANDIBULAR MOVEMENT AND HELICAL AXIS DETERMINATION A R Jaquinet, P Genoud, M Grand, P Hoffmeyer, M Richter	Geneva/ Switzerland	A R Jaquinet	11.24 hrs
287	MICROSCOPIC ANALYSIS OF THE TEMPOROMANDIBULAR JOINT (TMJ) SURFACE TO A DIRECTION CHANGE OF MANDIBULAR POWER AXIS – EXPERIMENTAL MODEL IN RABBITS E Puricelli, D Ponzone	Porto Alegre/Brazil	E Puricelli	11.32 hrs
288	COMPOSITION OF THE COLLAGENOUS NETWORK IN THE ADULT ARTICULAR CARTILAGE OF THE MANDIBULAR CONDYLE J Gateno, B R Rittman, G Rittman, J F Helfrick	Houston/ USA	Gateno	11.40 hrs
	DISCUSSION			11.48 hrs
READ BY TITLE (RESERVE PAPERS)				
492	CLINICAL EVALUATION OF TREATMENT FOR INTERNAL DERANGEMENT OF THE TEMPOROMANDIBULAR JOINT WITH ANTERIOR DISK DISPLACEMENT WITHOUT REDUCTION H Iwase, T Sasaki, K Asano, Y Imai, T Fujibayashi	Tochigi/Japan	H Iwase	11.00 hrs
485	MULTIPLANAR RECONSTRUCTION FOR THE PURPOSE OF PLANNING LAG-SCREW-OSTEOSYNTHESIS IN CONDYLAR FRACTURES A Schneider, U Eckelt, M Hlawitschka	Dresden/ Germany	A Schneider	11.00 hrs
486	THE PEDUNCULATED DOUBLED TEMPORAL FASCIAL FLAP FOR REPLACEMENT OF THE TMJ DISC – SURGICAL METHOD AND OUTCOME OF 23 PATIENTS H E Umstadt	Marburg/Germany	H E Umstadt	11.00 hrs
487	ANEURYSMAL BONE CYST OF THE MANDIBULAR CONDYLE- CONDYLAR RESECTION VERSUS COMPLETE EXCISION F P Carls, M Hodge, D Cunliffe, S Golding, N Athanasou	Oxford/ UK	F P Carls	11.00 hrs

CHAIRMEN: P Ramsay Baggs, B Piot, R Bentley

Prog no.	TITLE/AUTHORS	COUNTRY	PRESENTER	TIME
289	COLOUR DOPPLER AND POWER DOPPLER ULTRASONOGRAPHIC EVALUATION OF MAXILLOFACIAL HAEMANGIOMAS IN CHILDREN I Rozylo-kalinowska, E Galkowska, A Brodzisz, P Wiecezorek, T K Rozylo	Lubin/Poland	I Rozylo-Kalinowska	11.00 hrs
290	CONSERVATIVE TREATMENT OF ARTERIOVENOUS MALFORMATIONS OF THE MANDIBLE: TECHNICAL CONSIDERATIONS AND REPORT OF TWO CASES R Brusati, S Galioto, F Biglioli, M Goisis	Milan/Italy	R Brusati	11.08 hrs
291	TREATMENT PROTOCOL FOR VASCULAR ANOMALIES D Martinez-Perez, A Padron, A Perez-Higuera	Madrid/ Spain	D Martinez -Perez	11.16 hrs
292	PARAPHARYNGEAL SPACE TUMOURS - DIAGNOSTIC AND THERAPEUTIC CHALLENGE V T W Fan, S F Olley, D Wedgwood	Shrewsbury/ UK	V T W Fan	11.24 hrs
293	MANAGEMENT OF AMELOBLASTOMA - A COMPARATIVE MULTI-CENTRE ANALYSIS D Ghandi, A Ayoub, G MacDonald, A Pogrel, L Brocklebank	Glasgow/ UK	D Ghandi	11.32 hrs
294	CLINICAL REPORT ABOUT ORAL LANGERHANS CELL HISTIOCYTOSIS (LCH) A Bartnick, R E Friedrich, R Schmelzle	Hamburg/ Germany	A Bartnick	11.40 hrs
	DISCUSSION			11.48 hrs
READ BY TITLE (RESERVE PAPERS)				
488	AGGRESSIVE CENTRAL GIANT CELL GRANULOMAS OF THE MANDIBLE IN CHILDREN - THREE CASE REPORTS B Erol, G Unlu, N Ozer, F Yildiz	Diyarbakir/ Turkey	G Unlu	11.00 hrs
489	THE EXPRESSION OF CELL-CYCLE REGULATORY PROTEINS P53, ANTIAPOPTOTIC PROTEIN BEL2 AND PROLIFERATION MARKERS KI-67 IN CENTRAL GIANT CELL GRANULOMA OF THE JAWS L Ardekian, O Ben-Izhak, M Peled, A Rachmiel, D Latifer	Haifa/Israel	L Ardekian	11.00 hrs
490	BROWN TUMOUR IN JAWS ASSOCIATED WITH PRIMARY HYPERPARATHYROIDISM - THREE CASE REPORTS B Erol, G Unlu, N Ozer, Y Akgun, B Gorgun, T Kutsal	Diyarbakir/ Turkey	T Kutsal	11.00 hrs
491	AUGMENTIN IN MAXILLOFACIAL SURGERY V P Ippolitov, A A Mikhailov	Moscow/ Russia	A A Mikhailov	11.00 hrs



POSTER SESSIONS

Prog no.	TITLE/AUTHORS	CITY/COUNTRY	PRESENTER
ORTHOGNATHIC			
B001	CHANGES OF FACIAL PROFILE DURING HUMAN FETAL DEVELOPMENT M Vukadinovic, L J Erdoglija	Beograd/ Yugoslavia	M Vukadinovic
B002	CHANGES OF CRANIAL BASE KYPHOSIS DURING HUMAN FETAL GROWTH M Vukadinovic, L J Erdoglija	Beograd/ Yugoslavia	M Vukadinovic
B003	A CEPHALOMETRIC ANALYSIS AND TREATMENT OF PATIENTS WITH MANDIBULAR RAMUS ENLARGEMENT AND LIMITED MOUTH OPENING T Kawakami, M Baba, H Fujita, K Takayama, T Morisugi, M Tsuzuki, N Ohkochi, M Sugimura	Nara/Japan	T Kawakami
B004	A METHOD OF SURGICAL TREATMENT FOR PROGNATHISM ASSOCIATED WITH BILATERAL MAXILLARY RETRUSION I Vasiluta, M Ravis	Timisoara/ Romania	M Ravis
B005	CHANGES IN THE UPPER LIP POSITION AND THE NASOLABIAL ANGLE, AFTER LE-FORT I OSTEOTOMY J Gimeno Medina, C D Arranz, J M Lluch, A Monner, P Piulachs, J Pericot	Spain	J Gimeno Medina
B007	PREDICTION OF RECOVERY FROM NEUROSENSORY DEFICIT AFTER BILATERAL SAGITTAL SPLIT OSTEOTOMY L Ylikontiola, J Kinnunen, K Oikarinen	Oulu/ Finland	L Ylikontiola
B008	EFFECTS OF PROPHYLACTIC INTRAMUSCULAR CEFOTIAM APPLICATION IN ORTHOGNATHIC SURGERY A W Eckert, P Maurer, C Otto, J Schubert	Halle/ Germany	P Maurer
B009	FINITE-ELEMENT-ANALYSIS OF DIFFERENT OSTEOSYNTHESIS SCREWS USED IN SAGITTAL SPLIT OSTEOTOMY OF THE MANDIBLE P Maurer, S Holweg, J Schubert	Halle/ Germany	P Maurer
B168	THE EFFECT OF LE FORT I OSTEOTOMY ON NASAL FORM AND FUNCTION S Kiattavorncharoen, C Kleier, R Werkmeister, U Joos	Muenster/ Germany	S Kiattavorncharven
B169	OUR CHOICE OF SURGICAL TREATMENT FOR PROGNATHISM G Mingazov, A Suleimanov	Ufa/ Russia	G Mingazoc

Prog no. TITLE/AUTHORS CITY/COUNTRY PRESENTER

ORTHOGNATHIC

- B170 FAILURES OF ORTHOGNATHIC SURGERY**
Je-Ulk Park, S W Pyo
Seoul/
Korea S W Pyo
- B171 NEW CONCEPT OF THE CLASSIFICATION OF ANGLE'S CLASS III MALOCCLUSION AND ITS TREATMENT MODALITIES**
Je-Ulk Park
Seoul/Korea Je-Ulk Park

CLEFT

- B010 EMBRYOLOGIC DYSFUNCTIONAL PIERRE ROBIN SEQUENCE: NEO-NATAL ORTHOPEDIC-FUNCTION THERAPY**
A Silvestri, M E Leonardo, M Savona
Rome/Italy A Silvestri
- B011 BARSKY'S TECHNIQUE IN BILATERAL LIP CLEFTS**
E Urtila, E Paraschivescu, F Urtila
Timisoara/
Romania E Paraschivescu
- B012 SECONDARY RHINO-AND CHEILOPLASTY IN CLEFT PATIENTS**
M Lovi-Kalnin, M Soots
Tartu/
Estonia M Lovi-Kalnin
- B013 CLASSIFICATION OF VELOPHARYNGEAL INCOMPETENCE AFTER URANOPLASTY AND SURGICAL TREATMENT**
A Mamedov, L V Ageeva
Moscow/
Russia L V Ageeva
- B173 RESTORATION OF THE NASAL AND PARANASAL AREA IN CLEFT PATIENTS**
M Robiony, F Costa, M Politi, S Sembronio
Udine/
Italy M Robiony
- B174 A MODIFIED TECHNIQUE OF HARVESTING TIBIAL CANCELLOUS BONE – AN INTRODUCTION TO AMBULATORY ORAL SURGERY**
N Jakse, M Lorenzoni, A Eskici, Ch Pertl
Graz/
Austria N Jakse
- B014 FACIAL PARALYSIS REHABILITATION. TEMPORALIS MUSCLE VS E-PTFE PROSTHESIS**
J Fernandez-Alba, JI Salmeron, M Cuesta, S Ochandiano, J Acero, J Calderon
Madrid/
Spain J Fernandez-Alba

Prog no.	TITLE/AUTHORS	CITY/COUNTRY	PRESENTER
FACIAL AESTHETICS			

B015	GOLD IMPLANTS OF NEW SHAPE FOR THE TREATMENT OF FACIAL PARALYSIS G Januzis	Kaunas/ Lithuania	G Januzis
-------------	--	----------------------	-----------

B016	THE "ROUND BLOCK" PURSE STRING SUTURE FOR CLOSURE OF FACIAL SKIN DEFECTS C Tremolada, A B Gianni, O D'Orto, D Sfondrini	Milan/ Italy	C Tremolada
-------------	---	-----------------	-------------

DISTRACTION			
--------------------	--	--	--

B017	MANDIBLE DISTRACTION IN A FIREARM INJURY S Hernandez Montero, M P Bandres Moliner, I Moral Saez, A Ortega Fernandez, F Hernandez Altemir	Zaragoza/Spain	S Hernandez-Montero
-------------	--	----------------	---------------------

B018	ALVEOLAR RIDGE AUGMENTATION BY DISTRACTION OSTEOGENESIS USING IMPLANTS S Duran, O Icten, F Cizmeci	Ankara/ Turkey	S Duran
-------------	--	-------------------	---------

B165	THE BURIED BI-DIRECTIONAL TELESCOPIC MANDIBULAR DISTRACTOR D A Walker	Toronto/ Canada	D A Walker
-------------	---	--------------------	------------

B166	UNILATERAL MANDIBULAR LENGTHENING WITH A BURIED BI-DIRECTIONAL TELESCOPIC MANDIBULAR DISTRACTOR. D A Walker, I A Nish	Toronto/ Canada	D A Walker
-------------	---	--------------------	------------

B167	RECONSTRUCTION OF MANDIBULAR DEFECTS BY BURIED BI-DIRECTIONAL DISTRACTION OSTEOGENESIS D A Walker, I A Nish	Toronto/ Canada	D A Walker
-------------	---	--------------------	------------

Prog no. TITLE/AUTHORS CITY/COUNTRY PRESENTER

IMPLANTS

- B019** **ENDOSSEOUS IMPLANT-RETAINED CRANIOFACIAL HAIRY PROSTHESES**
T Weischer, C Mohr, C Wittal
Essen/
Germany C Wittal
- B020** **BONE DENSITOMETRY STUDIES IN THE EARLY STAGES OF DENTAL IMPLANT OSSEOINTEGRATION. EXPERIMENTAL STUDY USING AFGF AS A GROWTH FACTOR**
E Gomez, J Arias, M Chamorro, C Clemente, G Jimenez-Gallego
Madrid/Spain E Gomez
- B021** **THE MENTAL FORAMEN (MF)- ALVEOLAR CREST DISTANCE AS A CRITERION FOR THE LENGTH OF DENTAL IMPLANTS INSERTED INTO THE VICINITY OF MF**
Z Stajcic, Lj Stojcev, I Mileusnic, M Djuric
Belgrade/Yugoslavia Lj Stojcev
- B022** **ORAL REHABILITATION WITH COMPLETELY IMPLANT-RETAINED TELESCOPIC PROSTHESES FOLLOWING ABLATIVE SURGERY**
T Weischer, C Mohr, C Wittal
Essen/
Germany C Wittal
- B023** **FOLLOW-UP OF OSSEOINTEGRATED IMPLANTS INTO FIBULAR OSTEOCUTANEOUS FLAP.**
J Plasencia, M Cuesta, S Ochandiano, B Guerra, F J Lopez de Atalaya, C Navarro-Vila
Madrid/
Spain J Plasencia
- B160** **SCANNING ELECTRON MICROSCOPIC ANALYSES OF LASER TREATED TITANIUM IMPLANT SURFACES – A COMPARATIVE STUDY**
A Gaggl, G Schultes, H Ranier, W D Muller, H Karcher
Graz/
Austria A Gaggl
- B175** **ONLAY GRAFTING OF THE JAWS FOR IMPLANT REHABILITATION**
R Buenechea, M Caley, C Colmenero
Madrid/
Spain R Buenechea
- B176** **A CRITICAL ANALYSIS OF MICROFLORA ASSOCIATED WITH EXTRA-ORAL ENDOSSEOUS CRANIOFACIAL IMPLANTS**
M. Abu-Serriah, J Bagg, D McGowan, K Moos, D MacKenzie
Glasgow/
UK M Abu-Serriah

BENIGN TUMOURS AND CYSTS

- B024** **LARGE AMELOBLASTIC ODONTOMA OF THE RIGHT JAW – CASE REPORT AND REVIEW OF THE LITERATURE**
C M Hofele, C M Ziegler, C Flechtenmacher
Heidelberg/
Germany C M Hofele
- B025** **MYXOMA OF THE MAXILLA – REPORT OF AN INTERESTING CASE**
P Hatzimanolis, E Konsolaki, G Romanos, D Ganasouli, M Tzardi
Crete/
Greece G Romanos

Prog no.	TITLE/AUTHORS	CITY/COUNTRY	PRESENTER
BENIGN TUMOURS AND CYSTS			
B026	OSTEOCHONDROMA OF THE MANDIBULAR CONDYLE. A REPORT OF THREE CASES A Sanchez Cuellar, F Falahat, R Martin-Granizo, M C Perez, A Berguer	Madrid/ Spain	R Martin-Granizo
B027	EXTRAORDINARY LARGE PINDBORG TUMOUR OF THE MAXILLA R Wobner, M Vepser, L Riethdorf, R Hofmann, R Schmelzle	Hamburg/ Germany	M Vesper
B028	ENDOCRINOLOGICAL ASPECTS OF FIBROUS DYSPLASIA OF THE MAXILLA: CASE REPORT T Yasuoka, Y Nogami, I Hyodo, N Takagi, N Tatematsu	Gifu/ Japan	T Yasuoka
B029	ULTRASONOGRAPHY IN THE DIAGNOSIS OF LYMPHANGIOMA A Kobayshi	Saitama/ Japan	A Kobayashi
B030	INFREQUENT CONGENITAL GIANT NAEVI OF THE FACE. USE OF TISSULAR EXPANDER J O Guerrissi, G A Gustavo	Buenos Aires/ Argentina	J O Guerrisse
B032	COMPREHENSIVE TREATMENT OF GRAVE'S OPHTHALMOPATHY: INCREMENTAL ORBITAL DECOMPRESSION, THE "TRIPLE TECHNIQUE" AND THE ROLE OF EYELID SURGERY C Tremolada, M Raffaini	Milan/Italy	M Raffaini
B033	TUBERCULOUS OSTEOMYELITIS OF THE MANDIBULAR CONDYLE: A CASE REPORT J Calderon, L M Diosdado, L Diez-Gil, M Budino	Santander/ Spain	J Calderon
B034	UNUSUAL FORM OF ACTINOMYCOSIS OF THE MANDIBLE WITH A RESULTANT GROSS SEQUESTRUM IN A 4-YEAR OLD CHILD: CASE REPORT M Ogutcen-Toller, A Alkan, B Sancar, N Cakir	Samsun/ Turkey	M Ogutcen-Toller
B035	EAGLE'S SYNDROME: METRIC-COMPARATIVE STUDY OF THE LENGTH OF THE STYLOID PROCESS IN ORAL PANTOMOGRAPHS M Amer	Buenos Aires/ Argentina	M Amer
B036	ORTHOPANTOMOGRAPHY VS OCCIPITOMENTAL VIEW FOR THE DETECTION OF CYSTS OF THE FLOOR OF THE MAXILLARY SINUS Z Rakocevic, Z Stajcic	Beograd/Yugoslavia	Z Stajcic

Prog no. TITLE/AUTHORS CITY/COUNTRY PRESENTER

BENIGN TUMOURS AND CYSTS

- B037 THE OSTEOPLASTIC TECHNIQUE FOR TREATMENT OF LARGE INTRAOSSEOUS CYSTS: A CONSERVATIVE APPROACH**
M Munoz, L Naval, F Rodriguez, J Sastre, E Alvarez, J L Gil Diez
Madrid/
Spain L Naval
- B038 CHEMICAL CAUTERY IN THE TREATMENT OF ODONTOGENIC KERATOCYST**
A Palma, J Montes, A Daura, L Bermudo, M A Martinez, Y Aguilar
Malaga/
Spain A Palma
- B039 THE INCIDENCE OF CYSTS AND TUMORS AROUND IMPACTED THIRD MOLARS**
O Guven, A Keskin, U K Akal
Ankara/
Turkey O Guven
- B040 MANDIBULAR AMELOBLASTOMA AND ITS DISTINCTION FROM AN ODONTOGENIC CYST – A CASE REPORT**
A Iliev, B Vasilevski, S Naumovski, A Benedetti, A Kirkov, G Pancevski
Skopje/
Macedonia A Iliev
- B190 BONE SCINTIGRAPHY IN THE DIAGNOSIS OF CHRONIC OSTEOMYELITIS**
O Icten, S Duran, F Cizmeci Senel, N Gokcora
Ankara/
Turkey S Duran

DENTO ALVEOLAR

- B041 THE EFFECTS OF LOW DOSE MIDAZOLAM USED WITH PROPOFOL INFUSION ON HAEMODYNAMICS, OXYGEN SATURATION AND RECOVERY**
Z Kucukyavuz, H Cambazoglu, S Sonbay
Ankara/
Turkey Z Kucukyavuz
- B042 SUBMENTAL ROUTE WITH LARYNGEAL MASK AIRWAY (LMA-FLEXIBLE). A NEW TECHNIQUE**
F Hernandez Altemir, S Hernandez Montero
Zaragoza/
Spain F Hernandez Altemir
- B044 MANAGEMENT OF ODONTOGENIC SINUSITIS – THE CLINICAL EFFICACY OF OROANTRAL COMMUNICATION CLOSURE AND POSTOPERATIVE CLARITHROMYCIN ADMINISTRATION**
Y Hanazawa, K Tashiro
Chiba/Japan Y Hanazawa
- B045 VACUUM-ASSISTED CLOSURE OF ACUTE ABSCESS IN MAXILLOFACIAL SURGERY**
J Siegert, R Schmelzle, S Flinzberg, E Gudewer, M Vesper
Hamburg/
Germany J Siegert
- B046 THE EVALUATION OF GUSTATORY FUNCTION AFTER THIRD MOLAR EXTRACTION**
U K Akal, Z Kucukyavuz, R Nalcaci, T Yilmaz
Ankara/
Turkey U K Akal

Prog no.	TITLE/AUTHORS	CITY/COUNTRY	PRESENTER
DENTO ALVEOLAR			
B047	THE BIOCOMPATIBLE APICAL SEAL P Lantos, D Weingart	Stuttgart/ Germany	P Lantos
B181	BOTULIN TOXIN IN THE TREATMENT OF CERVICOFACIAL MUSCULAR DISORDERS A Padron, G Ruiz-Espiga, C Cenjor, D Martinez-Perez	Madrid/Spain	D Martinez-Perez
B182	CONSERVATIVE TREATMENT OF DENTIGEROUS CYSTS IN CHILDREN Dolores Martinez-Perez, Margarita Varela	Madrid/ Spain	D Martinez- Perez
B183	REPRODUCIBLE X-RAY PROJECTION GEOMETRY IN EDENTULOUS PATIENTS M Kelker, J Kleinheinz, J Handschel, L Reuter, U Joos	Muenster/ Germany	M Kelker
B184	MORPHOLOGICAL ALTERATION OF ROOT SURFACES AFTER APICECTOMY AND ND: YAG NON CONTACT LASER IRRADIATION. AN IN VITRO STUDY E Puricelli, C E Baraldi, C P Eduardo	Porto Alegre/ Brazil	E Puricelli
B185	COMPARISON OF LOCAL ANAESTHETIC AGENTS USED IN INTRALIGAMENTAL INJECTIONS FOR TEETH EXTRACTIONS M Kozakiewicz	Lodz/ Poland	M Kozakiewicz
B186	SURGICAL EXTRACTIONS OF IMPACTED TEETH PERFORMED UNDER PERIODONTAL LIGAMENT ANAESTHESIA. VALIDATION OF THE ANAESTHETIZATION METHOD M Kozakiewicz	Lodz/Poland	M Kozakiewicz
B187	EXPECTED AND PERCEIVED PAIN AND DISCOMFORT AFTER LOWER WISDOM TOOTH REMOVAL M S Maningky, L E Smeele, D W Thomas	Amsterdam/ Netherlands	M S Maningky
TMJ			
B048	ULTRASTRUCTURAL STUDY ON DAMAGED DISCS IN OSTEOARTHRITIS OF THE TEMPOROMANDIBULAR JOINT K Tomori, S Takaku, T Sano	Saitama/ Japan	K Tomori
B049	INTERLEUKIN -1B, INTERLEUKIN-6, AND TISSUE INHIBITOR OF METALLOPROTEINASE - 1 IN SYNOVIAL FLUID OF THE TEMPORO-MANDIBULAR JOINT WITH RESPECT TO CARTILAGE DESTRUCTION C Shinoda, S Takaku, T Sano	Saitama/Japan	C Shinoda

Prog no. TITLE/AUTHORS CITY/COUNTRY PRESENTER

TMJ

B050	BIOCHEMICAL ANALYSIS OF NITRATED MATRIX METALLOPROTEINASE (MMP) IN SYNOVIAL FLUID FROM PATIENTS WITH TMD – INVOLVEMENT OF FREE RADICALS IN NITRATION OF MMP T Morisugi, H Fujita, T Kawakami, M Baba, E Takeda, M Tsuzuki, M Sugimura	Nara/Japan	T Morisugi
B051	DIMETHYLMETHYLENE BLUE ASSAY OF SYNOVIAL GLYCOSAMINOGLYCANS IN TEMPOROMANDIBULAR JOINT DISEASES J Okazaki, A Kamada, K Kakudo, A Kawamoto, M Kano, T Sakaki	Osaka/ Japan	J Okazaki
B052	ASSAY OF SYNOVIAL MMP-3 IN TEMPOROMANDIBULAR JOINT DISEASES A Kamada, K Kakudo, T Arika, J Okazaki, M Kano, T Sakaki	Osaka/ Japan	A Kamada
B053	SOUND ANALYSIS USING PHONOGRAPHIC RECORDINGS IN TEMPOROMANDIBULAR JOINT INTERNAL DERANGEMENTS M Ogutcen-Toller	Samsun/ Turkey	M Ogutcen-Toller
B 054	INTRA-ARTICULAR ADHESIONS OF THE TMJ F J Rodriguez-Campo, M Munoz-Guerra, J L Gil-Diez, J Sastre-Perez, L Naval Gias, F Ortiz de Artinano	Madrid/ Spain	F J Rodriguez-Campo
B055	HISTOLOGICAL TISSUE RESPONSE AFTER ARTHROSCOPIC TREATMENT WITH ELECTROCAUTERY IN THE TMJ. AN ANIMAL EXPERIMENTAL STUDY USING SHEEP K Kakudo, K Kurita, A N Goss, H Matsuura	Osaka/Japan	K Kakudo
B056	EFFECT OF ESTROGEN REPLACEMENT ON TEMPOROMANDIBULAR JOINT REMODELLING IN OVARIETOMIZED RATS T Yasuoka, M Nakashima, T Okuda, N Tatematsu	Gifu/ Japan	T Yasuoka
B057	RETROSPECTIVE STUDY ON THE EFFECT OF ARTHROCENTESIS FOR TEMPOROMANDIBULAR JOINT DISTURBANCES IN MOUTH CLOSING WITH LOUD CLICKING: A COMPARISON WITH ARTHROGRAPHY ALONE T Yoda, Y Shinjyo, H Imai, M Abe, I Sakamoto, S Enomoto	Tokyo/Japan	T Yoda
B058	A MODEL FOR INTERNAL DERANGEMENT AND OSTEOARTHRITIS OF THE TEMPOROMANDIBULAR JOINT IN RABBITS H Imai, I Sakamoto, T Yoda, S Enomoto	Tokyo/Japan	H Imai
B059	CLINICAL STUDY ON CHANGES OF THE TMJ IN PATIENTS MAINTAINED BY HAEMODIALYSIS THERAPY: INVESTIGATION FOR TMJ SYMPTOMS AND RADIOGRAPHIC OSSEOUS CHANGES A Tanaka, I Mataga	Nigata/Japan	A Tanaka
B060	POST-TRAUMATIC ANKYLOSIS OF THE TMJ P Hatzimanolis, E Konsolaki, G Romanos, D Ganasouli	Heraklion/ Greece	G Romanos

Prog no. TITLE/AUTHORS CITY/COUNTRY PRESENTER

TMJ

B061	PUMPING WITH INJECTION OF SODIUM HYALURONATE FOR NONREDUCING DISC DISPLACEMENT OF THE TMJ: AN ANALYSIS OF TREATMENT OUTCOME USING COX HAZARD MODEL S Sato, S Goto, H Kawamura, K Motegi	Sendai/Japan	S Sato
B062	CLINICAL EXPERIENCE OF USING NECK PILLOW (TEMPUR,) FOR PATIENTS WITH TMJ DYSFUNCTION T Nakai, H Watanabe, H Chiba	Tokyo/ Japan	T Nakai
B063	LAG-SCREW OR TITANIUM MINI-PLATE FOR OSTEOSYNTHESIS OF FRACTURES OF THE MANDIBULAR CONDYLAR PROCESS: A CLINICAL AND RADIOLOGICAL STUDY T Sano, S Takaku	Saitama/Japan	T Sano
B180	REAL-TIME ENDOARTICULAR ULTRASOUND IMAGING OF THE TMJ-A NEWDIAGNOSTIC POSSIBILITY? (A CADAVER STUDY) K Nagy, L Patonay	Budapest/ Hungary	K Nagy

PLATES AND IMF

B064	EVALUATION OF MAXILLOMANDIBULAR FIXATION: USEFULNESS OF INTRAORAL CORTICAL BONE SCREW FIXATION TECHNIQUE M Iwata, T Toma, M Nakano	Hiroshima/ Japan	M Iwata
B065	A SIMPLE METHOD FOR INTERMAXILLARY FIXATION A Feher	Szeged/ Hungary	A Feher
B066	RESULTS OF MINIPLATE OSTEOSYNTHESIS IN MANDIBULAR FRACTURES: AN ANALYSIS OF 369 CASES A Schwarz, K L Gerlach	Magdeburg/ Germany	A Schwarz
B067	INTERMAXILLARY FIXATION USING THE KARLIS IMF SCREW SYSTEM: (LEIBINGER) A PROSPECTIVE STUDY OF 38 MANDIBULAR FRACTURES J Fernandez-Sanroman, C Goizueta, J M Sandoval, C Buscema	Vigo/ Spain	J Fernandez-Sanroman
B068	INFECTION IN MANDIBULAR FRACTURES TREATED WITH MINIPLATES – IS SMOKING A RISK FACTOR? P Ramsay-Baggs, D Johnston	Belfast/ UK	P Ramsay-Baggs
B069	STABILIZATION OF ISOLATED ZYGOMATICOMAXILLARY COMPLEX FRACTURES WITH RESORBABLE PLATE AND SCREWS S Ruffino, B Gemesio, G Giraudo, C Fornaseri, M Bernardi, A Nasi	Cuneo/Italy	S Ruffino

Prog no. TITLE/AUTHORS CITY/COUNTRY PRESENTER

PLATES AND IMF

- B177** EARLY CLINICAL EXPERIENCE WITH THE 2.00MM LOCKING SCREW SYSTEM IN FIXATION OF THE MAXILLOFACIAL SKELETON
A W Baker, P Korczak, S Parmar Derby/UK S Parmar
- B178** ANCHORING OF MINI-TITANIUM SCREWS WITH ROUGH SURFACE MODIFICATIONS
R Gutwald, R Schon, W Hausamen, W Schilli, R Schmelzeisen Frieburg/Germany R Gutwald
- B179** EXPERIENCES WITH A MINI LOCKING SYSTEM IN MAXILLOFACIAL OSTEOSYNTHESIS
R Gutwald, A Schramm, N –C Gellrich, J Reichmann, Ph Buscher, R Schmelzeisen Frieburg/Germany R Gutwald

TRAUMA

- B071** SELF-DESTRUCTIVE BEHAVIOUR IN MAXILLOFACIAL SURGERY
H-C Moeller, S R Schaaf, M Heiland, M Vesper, R Schmelzle Hamburg/Germany M Vesper
- B072** INDIVIDUAL FACIAL PROTECTION MASKS AFTER FRACTURE TREATMENT OF THE NASAL BONE AND THE ZYGOMATIC ARCH IN PROFESSIONAL SOCCER PLAYERS
H Eufinger, M Heise, T Rarreck, K-D Wolff Bochum/Germany H Eufinger
- B073** PROPHYLAXIS AND TREATMENT OF INFLAMMATORY COMPLICATIONS OF TRAUMA OF THE MAXILLOFACIAL AREA
N Korotkych, G Korj, M Mutafyan, O Lazutikov, V Dmitriev, I Stepanov Voronezh/Russia N Korotkych
- B074** TEMPORARY WOUND COVERING IN ABRASION PATIENTS WITH A NEW MEMBRANE WOUND DRESSING
J-H Lenz, K-O Henkel, W M H Kaduk, B G Laskowski, J Hartel Rostock/Germany J-H Lenz
- B075** FACIAL RECONSTRUCTION FOLLOWING A GUNSHOT INJURY: A MULTIDISCIPLINARY APPROACH
N F F Ribeiro, B Leatherbarrow, P Murthi, R T M Woodwards Manchester/UK N F F Ribeiro
- B076** RECONSTRUCTION OF AN AVULSED SCALP WITH FREE OMENTAL FLAP AND SKIN GRAFTS: A CASE REPORT
P Prowans, R Kowalczyk Szczecin/Poland R Kowalczyk

Prog no.	TITLE/AUTHORS	CITY/COUNTRY	PRESENTER
TRAUMA			
B077	THE OMAGH BOMB – THE IMPACT ON NORTHERN IRELAND'S ORAL & MAXILLOFACIAL SURGERY SERVICE L C Newlands, J Marley, R W Kendrick	Belfast/ UK	R W Kendrick
B078	ANALYSIS OF DENTAL TRAUMAS IN MANDIBULAR BODY AND CONDYLE FRACTURES G Unlu, B Erol, T Kutsal, C Atay	Diyarbakir/ Turkey	G Unlu
B079	TREATMENT OF FRACTURES OF THE CONDYLAR PROCESS: A RETROSPECTIVE STUDY OF CASES TREATED IN THE MAXILLOFACIAL DEPARTMENT BETWEEN 1995-1999 M Mezitis, G Rallis, K Mourouzis, D Papadakis, N Skoura, N Zachariades	Athens/Greece	M Mezitis
B161	RECOVERY AND ORGANIZATION OF MAXILLOFACIAL REGION INJURIES (ROMFRI) DURING THE KOSOVA WAR 1998-1999 O Sejfiija, Sh Robaj	Prishtina/ Kosova	O Sejfiija
B162	EXAMINATION OF TEMPOROMANDIBULAR JOINT FUNCTION AFTER CONDYLAR FRACTURE M Stiesch-Scholz, A Eckardt, K Fokas, S Schmidt, A Robbach	Hannover/ Germany	M Stiesch-Scholz
B163	THE EFFECTS OF TIMING OF MAXILLO-FACIAL OPERATIONS IN POLYTRAUMATISED PATIENTS WITH CRANIOFACIAL INJURIES A Szentirmai	Budapest/ Hungary	A Szentirmai
B164	A CLINICAL STUDY OF OPTIC NERVE INJURY AFTER FACIAL TRAUMA K-I Yoon Je Uk Park	Seoul/ Korea	K-I Yoon

NEW TECHNIQUES AND MATERIALS

B080	SIMULATED SURGERY FOR CORRECTION OF TRAUMA AND DEFORMITY OF THE JAWS USING A PHOTOCURABLE RESIN SKULL MODEL Y Sasakura, M Kobori, U Lee, M Dohi, J Shindo, E Kubota, M Yamauchi	Kanagawa/ Japan	Y Sasakura
B081	A NEW TECHNIQUE FOR INTEGRATION OF PLASTER CASTS INTO STEREOLITHOGRAPHIC MODELS J Hoffmann, E Schwaderer, M Schaich, F Dammann, S Reinert	Tubingen/ Germany	J Hoffmann
B082	THE USE OF OPTICAL HOLOGRAPHY IN DEFINING THE FUNCTIONAL DEFORMATION OF THE MANDIBLE A S Artushkevich, S P R MacLeod	Minsk/Belarus	A S Artushkevich

Prog no. TITLE/AUTHORS CITY/COUNTRY PRESENTER

NEW TECHNIQUES AND MATERIALS

B083	OZONE INFLUENCE ON MANDIBLE REGENERATION IN RATS (EXPERIMENTAL AND MORPHOLOGICAL STUDY) V A Malanchuk, A V Kopchak, V V Grigorovsky	Kiev/ Ukraine	V A Malanchuk
B084	GUIDED OSSEOUS REGENERATION WITH THE USE OF RESTRICTORS MADE FROM THE "ALLOPLANT" BIOMATERIAL N E Selsky	Ufa/ Russia	N Selsky
B085	EFFECT OF CAMP ON OSTEOGENESIS OF EMBRYONIC BONE CULTIVATED IN TISSUE CULTURE A Tuhkanen, E Leibur	Estonia/ Russia	E Leibur
B086	CHARACTERISTICS OF BMP-INDUCED HETEROTOPIC "TRANSCONDROID BONE FORMATION" T Kawakami, T Kawai, A Kimaura, H Hasegawa, Y Ishiwari, N Nagai	Shiojiri/ Japan	T Kawakami
B087	THE IMBALANCE OF OSTEOINDUCTION HORMONES IN CHILDREN WITH CRANIOSYNOSTOSIS A Lopatin, S Ovchinnikov, A Bystrov, K Lebedev	Moscow/ Russia	A Lopatin
B088	AUTORADIOGRAPHIC EVALUATION OF FLAT EPITHELIALIZED SKIN FLAP (FESF) EPIDERMOCYTE PROLIFERATION ACTIVITY S Khomich, O Chudakov, A Khomich	Minsk/ Belarus	S Khomich
B089	USE OF TISSUE ENGINEERING IN REGENERATION OF EXPERIMENTAL METAPHYSEAL BONE DEFECTS IN RABBITS N Ashammakhi, E A Makela, K Vihtonen, P Rokkanen, P Tormala, T Waris	Oulu/ Finland	N Ashammakhi
B090	CLINICO-MORPHOLOGIC RATIONALE FOR BIOSEATAL USE IN MAXILLOFACIAL SURGERY A Grechukha, O Chudakov	Minsk/ Belarus	A Grechukha
B091	DEVELOPMENT OF A LONG FIBRE COMPOSITE MATERIAL FOR CRANIOMAXILLOFACIAL RECONSTRUCTION P Christian, J Gough, C Rudd, I A Jones, S E Fisher	Nottingham/ UK	S E Fisher
B092	BONE SUBSTITUTION IN MANDIBULAR CYST CAVITIES BY MACROPOROUSHYDROXYAPATITE CERAMIC GRANULES K L Gerlach, M Dard, A Eric, V Hohmann	Magdeburg/ Germany	K L Gerlach
B093	ETHMOIDAL RECONSTRUCTION WITH HYDROXYAPATITE CEMENT (BONE SOURCE.) J Calderon, L M Diosdado, I Diez-Gil, M Budino	Santander/Spain	J Calderon

Prog no. TITLE/AUTHORS CITY/COUNTRY PRESENTER

NEW TECHNIQUES AND MATERIALS

B094	BENDING OF BIODEGRADABLE POLY (D,L-LACTIDE) PLATES AFTER HEATING WITH A HOT FORCEPS W Heidemann, K Ruffieux, E Wintermantel, K L Gerlach	Magdeburg/ Germany	W Heidemann
B095	IN-VIVO EXAMINATIONS ON THE SCREW-BONE CONTACT OF DRILL FREE SCREWS AND SELF-TAPPING SCREWS W Heidemann, H Terheyden, K L Gerlach	Magdeburg/ Germany	W Heidemann
B096	RECONSTRUCTION OF CALVARIAL CONTINUITY WITH A LARGE STERILIZED AUTOGENOUS BONE GRAFT AND RESORBABLE OSTEOSYNTHESIS MATERIAL J H Lenz, K-O Henkel, T Barner, J Schweder, K K H Gundlach	Rostock/Germany	J H Lenz
B097	RESORBABLE FIXATION IN PEDIATRIC CRANIOFACIAL SURGERY A Daura, Y Aguilar, M Urbano, A Valiente	Malaga/Spain	A Daura
B098	EXPERIENCE WITH BIODEGRADABLE OSTEOFIXATION DEVICES IN CRANIOFACIAL SURGERY. LONG-TERM FOLLOW-UP OF 16 PATIENTS N Ashammakhi, W Serlo, O Kaarela, H Peltoniemi, J Merikanto, T Pohjonen, P Tormala, T H Waris	Oulu/Finland	N Ashammakhi
B172	FRONTAL BONE RECONSTRUCTION WITH BONE GRAFTS AND RIGID FIXATION A Padron, J Albusia, D Martin-Perez	Madrid/Spain	D Martin-Perez
B191	APPLICATIONS OF THE MITEK. MINIANCHORS IN CRANIO-MAXILLOFACIAL SURGERY A Dean, F J Alamillos, A Garcia, J Sanchez, M Penalba	Cordoba/Spain	A Dean

SALIVARY

B099	TECHNIQUES OF FILLING IN AND COVERING OF THE SURGICAL DEFECTS AFTER TOTAL PAROTIDECTOMY D Gogalniceanu, D Pieptu, E Papescu, C Vicol	Iasi/Romania	D Gogalniceanu
B100	SURGICAL STRATEGY FOR WARTHIN'S TUMOUR OF THE PAROTID GLAND O Ishihara, T Ono, A Tanaka, I Mataga	Niigata/Japan	O Ishihara
B101	NECROTIZING SIALOMETAPLASIA: A BENIGN LESION WITH A MALIGNANT APPEARANCE G Dal Sasso, A Amicarelli, C Di Giacomo, E Facciuto, S Scarsella	L'Aquila/Italy	G Dal Sasso
B102	A STONE'S THROW AWAY FROM GLAND REMOVAL – DOES SUBMANDIBULAR SIALOLITHECTOMY RELIEVE OBSTRUCTION? G Mack, T K Ong, C Kerawala	Middlesbrough/UK	G Mack
B103	GIANT STONES OF THE SUBMANDIBULAR GLAND Kh Badalyan, G V Hakobyan	Yerevan/Armenia	Kh Badalyan

Prog no. TITLE/AUTHORS CITY/COUNTRY PRESENTER

ONCOLOGY

B104	EXPRESSION OF THE ELK-1 GENE IN VARIOUS MOUSE ORGANS AND IN HUMAN ORAL PRECANCEROUS LESIONS AND SQUAMOUS CELL CARCINOMAS Y Ohnishi, A Inaba, K Hamamoto, M Nakajima, S Morita, K Kakudo	Osaka/Japan	Y Ohnishi
B105	INHIBITION OF GROWTH AND TELOMERASE ACTIVITY IN ORAL SQUAMOUS CELL CARCINOMA CELL LINE BY CATECHIN M Gotoh, H Yamamoto, S Morita, K Kakudo	Osaka/ Japan	M Gotoh
B106	EFFECT OF EPIDERMAL GROWTH FACTOR ON CYTOKERATIN 19MRNA OF HUMAN ORAL SQUAMOUS CELL CARCINOMA CELL LINES H Inaba, M Nozaki, Y Ohnishi, S Morita, K Kakudo	Osaka/ Japan	H Inaba
B107	FCM ANALYSIS DNA CONTENT IN SQUAMOUS CELL OROPHARYNGEAL CANCER AND MEANING OF PLOIDY IN DISEASE PROGNOSIS T G Nikolaeva, A A A Achundov, V S Alferov, Ya V Dobrynin	Moscow/ Russia	T G Nikolaeva
B108	A NOVEL, DE NOVO GERMLINE TP53 MUTATION IN A RARE PRESENTATION OF THE LI-FRAUMENI FAMILIAL CANCER SYNDROME IN THE MAXILLOFACIAL AREA A Patrikidou, P Abou-Sleiman, J Bennett, J A Delhanty, M Harris	London/UK	A Patrikidou
B109	UP-REGULATION OF CYCLOOXYGENASE (COX)-2 AND TOPOISOMERASE (TOPO)IIA IN DEVELOPMENTAL PROCESS OF ORAL SQUAMOUS CELL CARCINOMA K Sakurai, M Urade, K Noguchi, H Kishimoto, H Yasoshima, T Yamamoto	Hyogo/Japan	K Sakurai
B110	INCREASED EXPRESSION OF CYCLOOXYGENASE (COX)-2 IN HEAD AND NECK CARCINOMA AND GROWTH INHIBITION WITH COX-2 INHIBITORS M Urade, K Noguchi, K Sakurai	Hyogo/ Japan	M Urade
B111	IMMUNOHISTOCHEMICAL AND ELECTRON MICROSCOPIC STUDY ON UNDIFFERENTIATED SARCOMA OF THE MAXILLA H Hamakawa, T Sumida, S Uehara, N Okamoto, H Zen	Ehime/ Japan	H Hamakawa
B112	LOSS OF HETEROZYGOSITY ON THE SHORT ARM OF CHROMOSOME 3 IN ORAL SQUAMOUS CELL CARCINOMA H Kayahara, H Hamakawa	Ehime/ Japan	H Kayahara
B113	INVOLVEMENT OF BAX- α CLEAVAGE DURING CARBOPLATIN-MEDIATED APOPTOSIS IN SQUAMOUS CELL CARCINOMA CELL LINE M Itoh, H Chiba, T Noutomi, E Takada, J Mizuguchi	Tokyo/ Japan	M Itoh
B114	ESTIMATION OF TOLUIDINE BLUE IN ORAL CANCER DIAGNOSIS D B Mandic, M Petrovic	Belgrade/ Yugoslavia	D B Mandic

Prog no.	TITLE/AUTHORS	CITY/COUNTRY	PRESENTER
ONCOLOGY			
B115	Bcl-x_l CONFERS THE RESISTANCE TO SEVERAL ANTICANCER DRUGS IN SQUAMOUS CELL CARCINOMA CELL LINES T Noutomi, H Chiba, M Itoh, H Toyota, J Mizuguchi	Tokyo/ Japan	T Noutomi
B116	EVALUATION OF TUMOUR PROLIFERATION BY USE OF DYNAMIC POSITRON EMISSION TOMOGRAPHY J Hoffmann, M Muller-Berg, B Dohmen	Tubingen/ Germany	J Hoffmann
B117	WHAT'S THE BENEFIT OF BONE SCINTIGRAPHY FOR STAGING OF HEAD AND NECK SQUAMOUS CELL CARCINOMA? J Hoffmann, M Muller-Berg, M Baghi, R Bares, S Reinert	Tubingen/ Germany	J Hoffmann
B118	PREDILECTION SITES OF ORAL CANCER DEVELOPING D B Mandic	Belgrade/ Yugoslavia	D B Mandic
B119	NODAL YIELD FOLLOWING NECK DISSECTION M Verma, T K Ong, C Kerawala	Middlesbrough/ UK	T K Ong
B120	RELOCATING THE SITE OF FROZEN SECTIONS – IS THERE ROOM FOR IMPROVEMENT? C Kerawala, T K Ong	Middlesbrough/UK	T K Ong
B121	CORRELATION OF PRETHERAPEUTICAL EVIDENCE OF REGIONAL SPREAD (Cn) OF THE TONGUE AND MOUTH FLOOR CARCINOMA Vs PATHOHISTOLOGICAL EVIDENCE (Pn) M Dimitrijevic, T Opincal-Stosic, V Konstantinovic	Belgrade/Yugoslavia	M Dimitrijevic
B122	RISK FACTORS FOR HYPONATRAEMIA FOLLOWING SURGERY FOR MALIGNANT DISEASE OF THE HEAD AND NECK A El Rasheed, N F F Ribeiro, G C S Cousin, R T M Woodwards	Manchester/ UK	N F F Ribeiro
B123	ELECTIVE VS THERAPEUTIC NECK DISSECTION IN EARLY CARCINOMA OF THE ORAL TONGUE AND THE FLOOR OF THE MOUTH C I Salazar-Fernandez, A Rollon, F Mayorga, A Perez-Sanchez, P Aparicio-Martinez, A Borrego	Seville/Spain	C I Salazar-Fernandez
B124	TWO CASES OF HIGH DOSE RATE INTERSTITIAL RADIATION FOR TONGUE CANCER Y Iida, T Kaneko, T Yasuda, M Itoh, T Noutomi, H Chiba	Tokyo/ Japan	Y Iida
B125	RETROSPECTIVE STUDY ON PREOPERATIVE RADIOTHERAPY FOR ADVANCED ORAL SQUAMOUS CELL CARCINOMAS K Kishimoto, Y Ueyama, S Shintani, T Mano, T Matsumura	Okayama/Japan	K Kishimoto

Prog no. TITLE/AUTHORS CITY/COUNTRY PRESENTER

ONCOLOGY

B126	SUBJECTIVE IMPRESSIONS OF PATIENTS ABOUT QUALITY OF LIFE AFTER SURGERY FOLLOWED BY RADIOTHERAPY OF THE TONGUE AND FLOOR OF THE MOUTH CANCER V S Konstantinovic, M Dimitrijevic	Belgrade/Yugoslavia	V S Konstantinovic
B127	TISSUE CONCENTRATION OF ANTICANCER DRUGS AFTER TARGETED INTRA-ARTERIAL CHEMOTHERAPY – EXPERIMENTAL MODEL EMPLOYING THE TONGUE OF JAPANESE WHITE RABBITS S Takagi, W Baichen, M Urabe, R Oya, K Ikemura	Kitakyushu/Japan	S Takagi
B128	THE INVESTIGATION OF CO2 LASER TREATMENT FOR PRECANCER LESIONS T Yasuda, T Kaneko, M Itoh, T Noutomi, Y Iida, H Chiba	Tokyo/ Japan	T Yasuda
B129	USE OF CARBON DIOXIDE LASER FOR INTRAORAL LESIONS L Dominguez, R Martin-Granizo, F Gomez, F Falahat, A Berguer, C Perez Herrero	Madrid/ Spain	C Perez Herrero
B130	CARDON DIOXIDE LASER TREATMENT OF SKIN LESIONS OF THE HEAD AND NECK FROM A MAXILLOFACIAL-DERMATOLOGY COMBINED CLINIC S Clarke, J Langtry, D Bryant, J Ryan	Sunderland/ UK	S Clark
B131	ANALYSIS OF THE OUTCOME OF LASER CO2 TREATMENT FOR SQUAMOUS CELL CARCINOMA OF THE ORAL CAVITY AND OROPHARYNX F Ortiz de Artinano, J Sastre, M F Munoz, F Rodriguez, L Naval, F Diaz Gonzalez	Madrid/ Spain	F Ortiz de Artinano
B132	PHOTODYNAMIC THERAPY FOR TREATMENT OF ORAL MUCOSAL LESIONS T kaneko, H Chiba, T Yasuda, Y Iida, M Itoh, T Noutomi	Tokyo/ Japan	T Kaneko
B133	THE PEDICLED TEMPOROPARIETAL FASCIA FLAP FOR INTRAORAL RECONSTRUCTION S Ochandiano, M Cuesta, J I Salmeron, S Arroyo, B Guerra, J Acero	Madrid/ Spain	S Ochandiano
B134	LARGE LOWER LIP DEFECTS RECONSTRUCTION S Ochandiano, J I Salmeron, J Fernandez-Alba, C Concejo, J Plasencia, J Calderon	Madrid/ Spain	S Ochandiano
B135	PHARYNX MICROSURGICAL RECONSTRUCTION BY GASTRO-OMENTAL FLAP I Reshetov, V Chissov, S Kravtsov, E Trofimov, V Cherekaev, A Sdcizhkov	Moscow/ Russia	I Reshetov
B136	CLINICAL AND FUNCTIONAL STUDY ON ORAL RECONSTRUCTION WITH VASCULARIZED FLAP N Okamoto, M Takarada, H Kayahara, H Hamakawa	Ehime/Japan	N Okamoto

Prog no.	TITLE/AUTHORS	CITY/COUNTRY	PRESENTER
ONCOLOGY			
B137	CRANIOFACIAL RECONSTRUCTION AFTER MALIGNANT MENINGIOMA RESECTION WITH LATISSIMUS DORSI FREE FLAP I I Garcia Recuero, G Sanchez Aniceto, R Gutierrez, A Romance, J C Diaz Maurino, J J Montalvo, R Diaz Lobato	Madrid/Spain	G Sanchez Aniceto
B138	RECONSTRUCTION OF SMALL DEFECTS IN THE RETROMOLAR AREA AFTER LOCAL TUMOUR EXCISION. COMPARISON OF TWO TECHNIQUES BASED ON LOCAL FLAPS. BICHAT'S FAT PEDICLE FLAP AND PALATAL MUCOSA FLAP C Rodado, J Gonzalez Lagunas, J Rodriguez-Ciurana, G Raspall	Barcelona/Spain	C Rodado
B139	NORMAL CUTANEOUS SENSIBILITY OF FLAP RECIPIENT AREAS OF THE HEAD AND NECK AND POSSIBLE DONOR SITES M Vesper, M Heiland, B Zahn, H-C Moeller, R Schmelzle	Hamburg/ Germany	M Vesper
B140	THE APPROPRIATENESS OF SURGICAL TREATMENT IN INVASIVE EPICRANIAL MALIGNANT TUMOURS V Ibric Cioranu, L Moraru, M Carabela	Bucharest/ Romania	V Ibric Cioranu
B141	TRANSMAXILLARY APPROACH (LEFORT I OSTEOTOMY) FOR RESECTION OF GIANT CELL LESION. CASE REPORT C Miera Gomez, A Romance, R Salvan, G Sanchez Aniceto, R Gurierrez, I Garcia	Madrid/ Spain	C Miera Gomez
B142	THE RADIAL MICROVASCULAR FREE FLAP IN MAXILLOFACIAL SURGERY A Castellani, U Zanetti, S Ferrari Parabita	Brescia/ Italy	A Castellani
B143	SURGICAL TREATMENT OF THE MANDIBLE FOR ORAL N3 CANCER S Meguri, Y Nakajima, T Kitajima	Hamamatsu/ Japan	S Meguri
B144	EVALUATION OF THE RADIAL FOREARM FREE FLAP IN TOTAL LOWER LIP RECONSTRUCTION D Pieptu, D Gogalniceanu	Iasi/ Romania	D Gogalniceanu
B145	STRAIGHT MIDLINE MANDIBULOTOMY FOR APPROACH TO OROPHARYNGEAL AND SKULL BASE TUMOURS J Sastre, L Naval, F J Rodriguez-Campo, M Munoz, F Ortiz de Artinano, F J Diaz Gonzalez	Madrid/Spain	J Sastre
B146	LONG TERM RESULTS AFTER MANDIBULAR RECONSTRUCTION: 20 YEARS EXPERIENCE J Sastre, L Naval, F J Rodriguez-Campo, M Munoz, F Ortiz de Artinano, F J Diaz Gonzalez	Madrid/Spain	J Sastre
B147	MICROSURGICAL RECONSTRUCTIONS AFTER REMOVAL OF LOCAL ADVANCED AND RECURRENT SKIN TUMOURS OF THE HEAD N Korotkych, M Khodorkovsky, B Petrov	Voronezh/Russia	N Korotkych

Prog no. TITLE/AUTHORS CITY/COUNTRY PRESENTER

ONCOLOGY

B148	THE CERVICOPECTORAL FASCIOCUTANEOUS FLAP IN CUTANEOUS RECONSTRUCTION OF LIP, CHIN AND CHEEK M Cuesta, J Fernandez-Alba, J I Salmeron, M Escrig, S Arroyo, J M Barrios	Madrid/ Spain	M Cuesta
B149	CLINICAL BEHAVIOUR AND HISTOPATHOLOGICAL CLASSIFICATION OF PLEOMORPHIC ADENOMA T Ono, A Tanaka, O Ishihara, I Mataga	Niigata/ Japan	T Ono
B150	SUBCUTANEOUS T-CELL LYMPHOMA OF THE CHEEK IN A 2 YEAR OLD GIRL: A CASE REPORT Y Nakayama, Y Yonemoto	Takamatsu/ Japan	Y Nakayama
B151	FACIAL EXTRASKELETAL MYXOID CHONDROSARCOMA: A CASE REPORT J Acero, M Escrig, M Cuesta, J I Salmeron, T Montenegro, M Gimeno	Madrid/ Spain	J Acero
B152	DENDRITIC CELL SARCOMA IN THE HEAD AND NECK N Montesdeoca, J L Cebrian, C Colmenero, M J Moran, M Patron	Madrid/ Spain	J Cebrian
B153	LYMPHOMAS OF THE ORO-FACIAL AREA M C Perez, R Martin-Granizo, L A Sanchez Cuellar, L Dominguez, A Berguer	Madrid/ Spain	M C Perez
B154	METASTASIS OF ADENOCARCINOMA OF THE COLON IN THE MANDIBULAR CONDYLE: A CASE REPORT AND REVIEW OF THE LITERATURE C Goizueta, J Fernandez-Sanroman, J M Sandoval, C Buscema	Vigo/ Spain	J Fernandez-Sanroman
B155	METASTATIC BREAST CARCINOMA MIMICKING PERIODONTAL DISEASE ON RADIOGRAPHS M Ogutcen-Toller, M Metin, L Yildiz	Samsun/ Turkey	M Ogutcen-Toller
B156	SWEAT GLAND ADENOCARCINOMA OF A TOE METASTATIC TO THE MAXILLA W Heidemann, H-U Kasper, K L Gerlach	Magdeburg/ Germany	W Heidemann
B157	GASTRIC METASTASIS OF AN ADVANCED OROPHARYNGEAL SQUAMOUS CELL CARCINOMA AFTER (PEG) PERCUTANEOUS ENDOSCOPIC GASTROSTOMY TUBE: REPORT OF A CASE K A-A M Hassanein, B T Musgrove, P Sloan	Manchester/UK	K A-A M Hassanein
B158	ANALYSIS OF MORBIDITY AND COSTS IN SURGICAL TREATMENT FOR EARLY ORAL CANCER C I Salazar-Fernandez, A Rollon, F Mayorga, A Perez-Sanchez, A Borrego, J M Perez-Sanchez	Seville/Spain	C I Salazar-Fernandez

Prog no.	TITLE/AUTHORS	CITY/COUNTRY	PRESENTER
ONCOLOGY			
B159	GENETIC AND EPIGENETIC ALTERATIONS IN ORAL SQUAMOUS CELL CARCINOMA DETECTED BY TWO-DIMENSIONAL GEL ELECTROPHORESIS M Nishimine, N Konishi, K Yamamoto, T Kirit, M Sugimura	Nara/ Japan	M Nishimine
B188	DEPENDANCE OF SQUAMOUS CELL CARCINOMA ANTIGEN (SCC-Ag) ON THE DNA PLOIDY. K Osmola, L Lewandowski, A Szwarczynski	Poznan/ Poland	K Osmola
B189	THE VERSATILITY OF DIGITAL PHOTOGRAPHY IN THE MANAGEMENT OF PATIENTS WITH ORAL CANCER A J Baldwin, S G Langton	Blackburn/ UK	A J Baldwin
B192	MANDIBULAR LINGUAL RELEASING APPROACH TO THE ORAL CAVITY FOR OROPHARYNGEAL CARCINOMAS REVISITED F J Alamillos, A Dean, A Garcia, J Sanchez, M Penalba	Cordoba/ Spain	F J Alamillos



VIDEO SESSIONS

VIDEO SESSIONS

TINTO

WEDNESDAY 6 SEPTEMBER 09.30

Prog no.	TITLE/AUTHORS	COUNTRY	PRESENTER	TIME
SESSION 1				

V/N 01	PROTOCOL FOR THE USE OF CO2 LASER IN INTRAORAL LESIONS M de Pedro, F Gomez, R Martin-Granizo, A Berguer	Madrid/ Spain	R Martin-Granizo	09.30 hrs
--------	---	------------------	------------------	-----------

V/N 02	CONSIDERATIONS OF THE SURGICAL APPROACH TO PLEOMORPHIC ADENOMA OF THE PALATE S Naumovski, B Vasilevski, A Kirkov, A Benedeti, A Ismani, A Iliev	Skopje/ Macedonia	S Naumovski	09.50 hrs
--------	---	----------------------	-------------	-----------

V/N 03	TRANSORAL MINIPLATE OSTEOSYNTHESIS OF CONDYLAR NECK FRACTURES – A VIDEO PRESENTATION OF OPERATIVE TECHNIQUE M Schneider, K-U Feller, U Eckelt	Dresden/ Germany	M Schneider	10.10 hrs
--------	---	---------------------	-------------	-----------

SESSION 2				
------------------	--	--	--	--

V/N 04	TMJ BIOMECHANICAL RESTRICTIONS L Fonzi, P Cascone	Rome/ Italy	P Cascone	11.00 hrs
--------	---	----------------	-----------	-----------

V/N 05	INTRAORAL DISTRACTION: 1 STEP CORRECTION OF MANDIBULAR LENGTH AND TMJ ANKYLOSIS G Iannetti, P Cascone, F Fabiani	Rome/ Italy	G Iannetti	11.20 hrs
--------	--	----------------	------------	-----------

V/N 06	ENDOSCOPY ASSISTED APPLICATION OF A MANDIBULAR DISTRACTION DEVICE M Krimmel, C P Cornelius, S Reinert	Tubingen/ Germany	S Reinert	11.40 hrs
--------	---	----------------------	-----------	-----------

SESSION 3				
------------------	--	--	--	--

V/N 07	SEVERELY ATROPHIC MAXILLA TREATED WITH SANDWICH INLAY BONE GRAFTS AND IMMEDIATE ENDOSSEOUS IMPLANTS J Sanchez Gutierrez, F Gomez, F Falahat, A Berguer	Madrid/ Spain	C Perez-Herrero	13.30 hrs
--------	--	------------------	-----------------	-----------

V/N 08	CRANIOFACIAL PEDICULATED SURGERY UNDER SUBMENTAL INTUBATION. A NEW TECHNIQUE F Hernandez Altemir, S Hernandez Montero	Zaragoza/ Spain	F Hernandez Altemir	13.50 hrs
--------	---	--------------------	---------------------	-----------

V/N 09	PRESENT-DAY CRANIOFACIAL SURGERY S Hernandez Montero, M P Bandres Moliner, A Caceres Encina, L Carcavilla Loncan, I Moral Saez, F Hernandez Altemir	Zaragoza/Spain	S Hernandez Montero	14.10 hrs
--------	---	----------------	---------------------	-----------

Prog no.	TITLE/AUTHORS	COUNTRY	PRESENTER	TIME
SESSION 4				
V/N 10	IMMEDIATE MANDIBULAR RECONSTRUCTION – USE OF TITANIUM PLATE RECONSTRUCTIVE SYSTEM AND MUSCULOCUTANEOUS PECTORALIS MAJOR FLAP J O Guerrissi, G A Taborda	Buenos Aires/ Argentina	J O Guerrissi	15.00 hrs
V/N 11	MANDIBULAR RECONSTRUCTION USING THE “PARTIAL DOUBLE BARREL” FREE VASCULARIZED FIBULAR GRAFT WITH OSSEOINTEGRATED IMPLANTS M Munoz, F Rodriguez, L Naval, J Sastre, F Ortiz, F Diaz	Madrid/ Spain	L Naval	15.20 hrs
V/N 12	SPLIT THICKNESS SKIN GRAFT RECONSTRUCTION AFTER EXCISION OF A TONGUE – TONGUE BASE CARCINOMA F Oberna, A Boer, R Kovacs, I Udvaros, K Polus	Budapest/ Hungary	F Oberna	15.40 hrs

VIDEO SESSIONS

TINTO

FRIDAY 8 SEPTEMBER 09.30

Prog no.	TITLE/AUTHORS	COUNTRY	PRESENTER	TIME
SESSION 5				

V/N 12	SPLIT THICKNESS SKIN GRAFT RECONSTRUCTION AFTER EXCISION OF A TONGUE – TONGUE BASE CARCINOMA F Oberna, A Boer, R Kovacs, I Udvaros, K Polus	Budapest/ Hungary	F Oberna	15.40 hrs
V/N 11	MANDIBULAR RECONSTRUCTION USING THE “PARTIAL DOUBLE BARREL” FREE VASCULARIZED FIBULAR GRAFT WITH OSSEOINTEGRATED IMPLANTS M Munoz, F Rodriguez, L Naval, J Sastre, F Ortiz, F Diaz	Madrid/ Spain	L Naval	15.20 hrs
V/N 10	IMMEDIATE MANDIBULAR RECONSTRUCTION - USE OF TITANIUM PLATE RECONSTRUCTIVE SYSTEM AND MUSCULOCUTANEOUS PECTORALIS MAJOR FLAP J O Guerrissi, G A Taborda Argentina	Buenos Aires/ J O Guerrissi	15.00 hrs	

SESSION 6				
------------------	--	--	--	--

V/N 09	PRESENT-DAY CRANIOFACIAL SURGERY S Hernandez Montero, M P Bandres Moliner, A Caceres Encina, L Carcavilla Loncan, I Moral Saez, F Hernandez Altemir	Zaragoza/Spain	S Hernandez Montero	14.10 hrs
V/N 08	CRANIOFACIAL PEDICULATED SURGERY UNDER SUBMENTAL INTUBATION. A NEW TECHNIQUE F Hernandez Altemir, S Hernandez Montero	Zaragoza/ Spain	F Hernandez Altemir	13.50 hrs
V/N 07	SEVERELY ATROPHIC MAXILLA TREATED WITH SANDWICH INLAY BONE GRAFTS AND IMMEDIATE ENDOSSEOUS IMPLANTS J Sanchez Gutierrez, F Gomez, F Falahat, A Berguer	Madrid/ Spain	C Perez-Herrero	13.30 hrs

SESSION 7				
------------------	--	--	--	--

V/N 06	ENDOSCOPY ASSISTED APPLICATION OF A MANDIBULAR DISTRACTION DEVICE M Krimmel, C P Cornelius, S Reinert	Tubingen/ Germany	S Reinert	11.40 hrs
V/N 05	INTRAORAL DISTRACTION: 1 STEP CORRECTION OF MANDIBULAR LENGTH AND TMJ ANKYLOSIS G Iannetti, P Cascone, F Fabiani	Rome/ Italy	G Iannetti	11.20 hrs
V/N 04	TMJ BIOMECHANICAL RESTRICTIONS L Fonzi, P Cascone	Rome/ Italy	P Cascone	11.00 hrs

Prog no.	TITLE/AUTHORS	COUNTRY	PRESENTER	TIME
SESSION 8				
V/N 03	TRANSORAL MINIPLATE OSTEOSYNTHESIS OF CONDYLAR NECK FRACTURES – A VIDEO PRESENTATION OF OPERATIVE TECHNIQUE M Schneider, K-U Feller, U Eckelt	Dresden/ Germany	M Schneider	10.10 hrs
V/N 02	CONSIDERATIONS OF THE SURGICAL APPROACH TO PLEOMORPHIC ADENOMA OF THE PALATE S Naumovski, B Vasilevski, A Kirkov, A Benedeti, A Ismani, A Iliev	Skopje/ Macedonia	S Naumovski	09.50 hrs
V/N 01	PROTOCOL FOR THE USE OF CO2 LASER IN INTRAORAL LESIONS M de Pedro, F Gomez, R Martin-Granizo, A Berguer	Madrid/ Spain	R Martin-Granizo	09.30 hrs



SYMPOsia

CHAIRMEN: K Moos, A Hemprich, M Politi

TIME	TITLE	PRESENTER
08.30	OCULOPLASTIC SURGERY	B Leatherbarrow
08.55	SOFT TISSUE SURGERY RELATED TO ORTHOGNATHIC SURGERY	S Schendel
09.20	PITFALLS IN RHINOPLASTY AND HOW TO AVOID THEM	N Nasser
09.45	LASER RE-SURFACING	T Mellor
10.10	BONE MORPHOGENETIC PROTEIN	P Boyne
10.35	DISCUSSION	
NOTES		

SYMPOSIUM 2 BIOPHYSICS IN CRANIOMAXILLOFACIAL SURGERY

CHAIRMEN: I Jackson, P Stoelinga

TIME	TITLE	PRESENTER
08.30	NERVE REPAIR	S Hall
09.00	FACIAL BONE DISTRACTION	F Molina
09.30	3-D TECHNOLOGY IN CRANIOMAXILLOFACIAL SURGERY	J Lambrecht
10.00	CRANIOPLASTY USING 3-D TECHNOLOGY	H Eufinger
10.30	DISCUSSION	

NOTES

PENTLAND
FRIDAY 8 SEPTEMBER 08.30 - 11.00

SYMPOSIUM 3 MINIMALLY INVASIVE TECHNIQUES IN SALIVARY GLAND OBSTRUCTION

CHAIRMAN: M McGurk

TIME	TITLE	PRESENTER
08.30	RADIOLOGICALLY-GUIDED STONE RETRIEVAL AND TREATMENT OF BENIGN SALIVARY DUCT OBSTRUCTIONS	J Brown
08.45	ENDOSCOPIC SIALOLITHOTOMY	O Nahlieli
09.00	EXTRACORPOREAL LITHOTRIPSY	P Capaccio
09.15	LITHOTRIPSY – A PROSPECTIVE STUDY	M Escudier
09.30	DISCUSSION	
09.45-10.15	COFFEE	
NOTES		

PENTLAND

08.30 – 09.45

SATURDAY 9 SEPTEMBER



KEYNOTE LECTURES

KEYNOTE LECTURES

TIME	TITLE	PRESENTER
14.00-15.00	CHARLES TOMES LECTURE MAXILLOFACIAL SURGERY – QUO VADIS?	H Sailer

NOTES

TIME	TITLE	PRESENTER
------	-------	-----------

11.30 – 12.30	THE INVESTIGATION AND MANAGEMENT OF EXTRACRANIAL HEAD & NECK VASCULAR MALFORMATIONS	J Jackson
---------------	---	-----------

13.30 – 14.30	HEAD INJURIES: FROM GCS TO GENOME	G Teasdale
---------------	-----------------------------------	------------

NOTES

KEYNOTE LECTURES

TIME	TITLE	PRESENTER
11.00 – 12.00	A EUROPEAN OVERVIEW OF CLEFT MANAGEMENT	U Joos

12.00 LUNCH

NOTES

TIME	TITLE	PRESENTER
11.30 – 12.30	CURRENT ASPECTS OF RADIOTHERAPY AND CHEMOTHERAPY IN THE TREATMENT OF HEAD AND NECK CANCER	J L Lefebvre

13.30 – 14.30	CURRENT ROLE OF GENETIC THERAPY IN HEAD AND NECK CANCER	I Ganly
---------------	---	---------

NOTES

SPECIAL LIVE LINK TRANSMISSION & VIDEO MASTERCLASSES

CHAIRMEN: J Williams, J Langdon

TIME	TITLE	PRESENTER
10.15	TEACHING SURGICAL SKILLS	Live link transmission from the Royal College of Surgeons of England
10.30	DISCUSSION	
10.35	DISTRACTION OSTEOGENESIS	Video presented by F. Molina
10.50	DISCUSSION	
10.55	DECOMPRESSIVE ORBITAL SURGERY	Video presented by B. Leatherbarrow
11.10	DISCUSSION	
11.15	SKULL BASE ACCESS	Video presented by D. Archer
11.30	DISCUSSION	
11.35	THYROID SURGERY	Video presented by D. Scott-Coombes
11.50	DISCUSSION	
11.55	FINAL LIVE LINK AND CLOSURE	
12.00	CLOSING CEREMONY	
	PRESENTATION OF EBOMFS DIPLOMAS	
	INSTALLATION OF NEW PRESIDENT FOR 2000-2002	

NOTES



**LIMITED ATTENDANCE
MASTERCLASSES**

LIMITED ATTENDANCE MASTERCLASSES

LOCATION	SUBJECT	TITLE	PRESENTER
FINTRY	TRAUMA 1	NASO-ETHMOIDAL AND CANTHAL INJURIES	P Ayliff & R Schmelzeisen
HARRIS 1	ONCOLOGY 1	RESTORATION OF MAXILLARY DEFECTS	A Brown & P Blenkinsopp
HARRIS 2	FACIAL DEFORMITY 1	DISTRACTION OSTEOGENESIS	F Molina & P Carls
SIDLAW	FACIAL AESTHETIC SURGERY 1	RHINOPLASTY: EVOLUTION AND NEW CONCEPTS	G Aiach & P Guest

NOTES

WEDNESDAY 6 SEPTEMBER 07.00 - 08.30

LIMITED ATTENDANCE MASTERCLASSES

LOCATION	SUBJECT	TITLE	PRESENTER
FINTRY	TRAUMA 2	OPHTHALMIC INJURIES	B Leatherbarrow & C Mohr
HARRIS 1	ONCOLOGY 2	MANDIBULAR RECONSTRUCTION	P Boyne & K-D Wolff
SIDLAW	FACIAL DEFORMITY 2	ORTHOGNATHIC SURGERY - SOFT TISSUE CONSIDERATIONS	S Schendel
HARRIS 2	FACIAL AESTHETIC SURGERY 2	HANDS-ON LASER SESSION (SHARPLAN)	T Mellor & L Mellor

NOTES

THURSDAY 7 SEPTEMBER 07.00 - 08.30

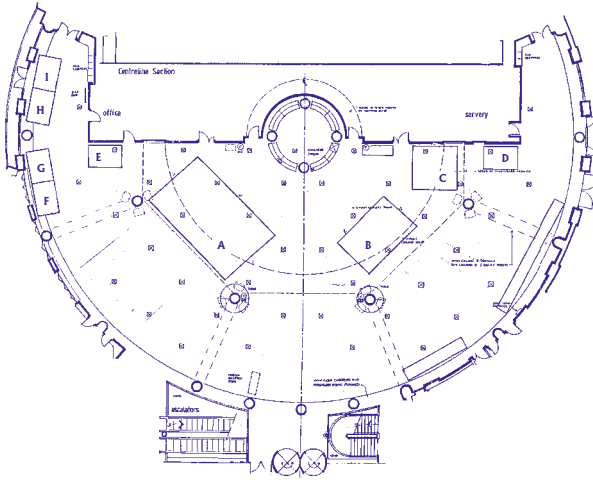
LIMITED ATTENDANCE MASTERCLASSES

LOCATION	SUBJECT	TITLE	PRESENTER
FINTRY	TRAUMA 3	CONDYLAR FRACTURE MANAGEMENT	R Loukota & M Rasse
HARRIS 1	ONCOLOGY 3	QUALITY OF LIFE AFTER CANCER SURGERY	S Rogers & K Bjordal
HARRIS 2	FACIAL DEFORMITY 3	RHINOPLASTY AND LIP REVISION IN CLEFT PATIENTS	J-C Talment
SIDLAW	FACIAL AESTHETIC SURGERY 3	CONVENTIONAL SMAS AND DEEP PLANE FACE LIFTS	N Nasser

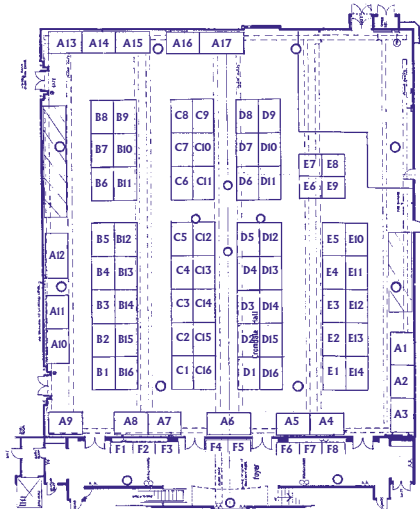
NOTES

FRIDAY 8 SEPTEMBER 07.00 - 08.30


EXHIBITION FLOOR LAYOUT PLAN – STRATHBLANE FOYER, LEVEL 0



EXHIBITION FLOOR LAYOUT PLAN – CROMDALE HALL, LEVEL -2



AESCLUP AG & COG	STRATHBLANE F
ASTRA TECH	CROMDALE D12
BIONX IMPLANTS LIMITED	CROMDALE C5
CATERHAM SURGICAL	CROMDALE F1
ENTIFIC	CROMDALE A14, A15
ETHICON LIMITED	CROMDALE E5
GENERAL MEDICAL-FRIADENT	CROMDALE D9
GRANTA BOOK EXHIBITIONS	CROMDALE F2, F3
HARCOURT PUBLISHERS	STRATHBLANE E
HARVEST TECHNOLOGIES	STRATHBLANE G
KARL STORZ GmbH & Co	CROMDALE A4, A5
KAVO DENTAL LIMITED	CROMDALE D11
INNOVA CORPORATION	CROMDALE E13
LEICA MICROSYSTEMS (UK) LTD	CROMDALE E10, E11, E12
MACROPORE INC	CROMDALE C3, C4, C13, C14
MARTIN MEDIZIN-TECHNIK	CROMDALE B1, B2, B15, B16
MATERIALISE	CROMDALE A1
MEDICON eG	STRATHBLANE B
MONDEAL MEDICAL SYSTEMS	CROMDALE E6, E7, E8, E9
NORMED MEDIZIN-TECHNIK GMBH	STRATHBLANE H & I
ORAL OSTEODISTRACTION, L.P	CROMDALE C12
OSFIX DENTAL IMPLANT SYSTEMS	CROMDALE C8
OSSACUR MEDICAL PRODUCTS GmbH & Co KG	CROMDALE A12
OSTEOTEC/OSTEOMED	CROMDALE E1, E14
OSTEO-TI LIMITED	CROMDALE D10
POREX SURGICAL PRODUCTS GROUP	CROMDALE D8
SCOTIA PHARMACEUTICALS LIMITED	CROMDALE A17
SIS SYSTEMS TRADE GmbH	CROMDALE D5
STRATEC MEDICAL LTD	CROMDALE D1, D2, D3, D14, D15, D16
STRAUMANN LTD	CROMDALE B6, B7, B8, B9, B10, B11
STRYKER LEIBINGER	STRATHBLANE A
TECHNOVENT	STRATHBLANE C
WALTER LORENZ SURGICAL INC.	CROMDALE C1, C2, C15, C16
3DMD	CROMDALE C6



MARTIN MEDIZIN-TECHNIK
KARL STORZ GmbH & Co
CRANIO CONSTRUCT BOCHUM

MARTIN MEDIZIN-TECHNIK
MEDICON EG
STRATEC MEDICAL LTD
STRYKER LEIBINGER
WALTER LORENZ SURGICAL INC.
TECHNOVENT
OSTEO-TI

A large cable-stayed bridge structure, possibly a suspension bridge, is shown from a low angle, looking up at the massive steel towers and the intricate network of cables. The bridge spans across a body of water, with a hazy, overcast sky in the background. The overall tone is muted and atmospheric. The text "CHAIRPERSONS" is centered in a bold, black, sans-serif font.

CHAIRPERSONS

Name	Session No.	Page No.	Name	Session No.	Page No.
J Acero	3	23	H Eufinger	7	27
V Agapov	35	55	R Ewers	1	21
G Anastassov	4	24	R Ewers	36	56
A Angelopoulos	17	37	J Fernandez-Sanroman	51	71
A Angelopoulos	26	46	S Fisher	31	51
A Babajews	32	52	T Fujibayashi	11	31
A Babajews	15	35	A Gaggl	20	40
M Bailey	18	38	A Gaggl	48	68
M Bailey	29	49	S Galloto	2	22
D Barnard	25	45	J Gateno	14	34
S Bartkowski	11	31	K Gerlach	38	58
R Bentley	52	72	J Gonzalez-Lagunas	37	57
S Berrone	30	50	E Gray	50	70
J Bill	31	51	L Gui	4	24
C Blackburn	20	40	K Gundlach	11	31
A Brown	17	37	O Guven	22	42
R Brusati	29	49	J Hawkesford	21	41
L Brusova	44	64	J Helfrick	36	56
R Bschorer	10	30	A Hemprich	35	55
C Burfibasa	5	25	A Hemprich	SY1	96
D Bussard	40	60	H-P Howaldt	39	59
J Calderon	23	43	M Ilic	13	33
P Carls	19	39	H Iwase	49	69
P Cascone	19	39	I Jackson	SY2	97
O Chudakov	1	21	U Joos	44	64
O Chudakov	28	48	D Karakasis	41	61
P-P Claudio	42	62	R Kendrick	36	56
R Cocchi	33	53	M Kinnebrew	16	36
C-P Cornelius	28	48	T Kirta	2	22
P Coelho	18	38	M Kinnebrew	46	66
M Davidson	34	53	C Klein	19	39
B Devauchelle	9	29	Y Kwakman	37	57
B Devauchelle	45	65	A Le Maitre	4	24
M Dover	22	42	J Langdon	3	23
M Dover	39	59	J Langdon	LLT	102
P Earl	10	30	D Laskin	51	71
E Ellis	21	41	G Lauer	47	67
B Epker	30	50	K Lavery	22	42
B Eppley	1	21	G Lello	26	46
A Eriksson	12	32	G Lello	43	63
L Eriksson	47	67	P Leopard	41	61

Name	Session No.	Page No.	Name	Session No.	Page No.
C Lindqvist	SY2	97	E Puricelli	49	69
J Lowry	7	27	G Putnam	46	66
E Machtens	33	53	P Ramsay Baggs	3	23
R MacIntosh	33	53	P Ramsay Baggs	52	72
V Malanchuk	50	70	O-C Rasmussen	25	45
A Markus	40	60	R Ritter	32	52
A Markus	44	64	H Rotaru	9	29
I McVicar	9	29	R Sader	5	25
M McGurk	12	32	H Sailer	39	59
M McGurk	SY3	98	G Santler	14	34
M McGurk	23	43	S Schendel	43	63
D McPherson	16	36	H Schliephake	15	35
J Mercier	21	41	A Shamsouidinov	14	34
D Mitchell	28	48	C Skouteris	8	28
D Mitchell	38	58	L Smets	49	69
K Mobarak	30	50	A-L Soderholm	2	22
F Molina	41	61	L Stassen	8	28
K Moos	40	60	E Steinhauser	18	38
K Moos	SY1	96	P Stoelinger	SY2	97
M Morton	27	47	R Suuronen	32	52
M Morton	48	68	G Szabo	42	62
B Musgrove	42	62	A Szentirmai	10	30
L Naval	29	49	S Testelin	7	27
C Navarro-Vila	6	26	T Turvey	37	57
F Nderagakura	48	68	J Vermeeren	23	43
J Nebojsa	46	66	R Vinci	34	54
A Nerobeyev	16	36	M Virag	45	65
F Neukam	8	28	B Vasilevski	43	63
F Neukam	27	47	R Voorsmit	45	65
P Nocini	13	33	D Walker	24	44
M Ogutcen-Toller	51	71	D Walker	50	70
I Oh-Iwa	12	32	P Ward Booth	5	25
R Ord	13	33	P Ward Booth	24	44
K Osmola	38	58	F Watzinger	26	46
H-D Pape	17	37	J Williams	LLT	102
A Peiffer	24	44	B Witsenburg	34	54
J Pericot	31	51	R Woodwards	6	26
P Phillipart	27	47	R Woodwards	15	35
B Piot	25	45	R Woodwards	35	55
B Piot	52	72	K Wolff	6	26
M Pogrel	20	40	U Zanetti	47	67
M Politi	SY1	96			



PRESENTING AUTHORS

Name	Programme No.	Page No.	Name	Programme No.	Page No.
P Abrahamsson	367	39	J Becktor	366	39
I Abu-El Naaj	413	51	A Beer	421	53
M Abu-Serriah	B176	76	V A Belchenko	213	59
J Acero	357	37	E Belli	302	22
J Acero	B151	90	E Belli	358	37
V Agapov	336	31	E Belli	247	65
L Agueeva	23	25	A Benedetti	363	38
L V Ageeva	B013	74	R P Bentley	99	39
G Aiach	MC	104	S Berrone	334	31
K Aitasalo	48	30	D Bertossi	254	66
K Aitasalo	86	37	D Bertossi	140	46
U K Akal	B046	78	A Bianchi	377	42
F Alamillos	B192	91	J S Bill	28	26
C Alexiandridis	390	45	J S Bill	236	63
M Alexopulo	40	28	K Bjordal	MC	106
M Amer	B035	77	R H Blanchaert	66	33
G E Anastassov	81	36	P Blenkinsopp	MC	104
G E Anastassov	243	64	F Boghi	386	44
J Arias	476	68	P Boyne	SY1	96
C Arranz	429	55	P Boyne	MC	105
N Ashammakhi	B089	84	P A Brennan	63	33
A S Artushkevich	B082	83	A Brown	MC	104
P Ayliff	MC	104	J Brown	SY3	98
A Ayoub	69	34	R Brusati	290	72
Kh Badalyan	B103	85	R Bschorer	154	48
A J Baldwin	B189	91	R Buenechea	B175	76
J Barabas	434	57	D Burlini	110	41
S B Bartkowski	88	37	C Burlibasa	139	46
A Bartnick	294	72	J Calderon	103	40
M C Bater	155	48	J Calderon	B033	77
A Bednarczyk	74	35	J Calderon	B093	84
A Bedogni	318	27	M Caley Albiol	237	63

Name	Programme No.	Page No.	Name	Programme No.	Page No.
P Capaccio	SY3	98	G Dal Sasso	B101	85
F P Carls	67	34	A Daura	B097	85
F P Carls	146	47	A Dean	B191	85
F P Carls	271	69	B Devauchelle	152	48
F P Carls	487	71	B Devauchelle	231	62
P Carls	MC	104	M Dimitrijevic	B121	87
A Castellani	480	69	A Drobyshev	346	34
A Castellani	B142	89	S Duran	B018	75
P Cascone	406	50	S Duran	B190	78
P Cascone	221	60	A Dzolev	44	29
P Cascone	472	67	P D Earl	391	45
P Cascone	V/N 04	92	E Ellis	479	69
J Cebrían	B152	90	M Engel	435	57
M Chamorro Pons	337	32	L Englesson	166	50
L K Cheung	270	68	B N Epker	16	24
T Chudakova	298	21	B N Epker	354	36
O Chudakov	156	48	B N Epker	255	66
T M Churgaya	307	24	B L Eppley	101	39
L Chiarini	42	29	B L Eppley	115	42
Z Chichua	347	34	B L Eppley	119	42
A Chichua/O Nemsadze	409	50	B L Eppley	196	56
V Ibric Cioranu	B140	89	J H Erasmus	174	52
S Clark	452	62	L Eriksson	272	69
S Clark	B130	88	R J J Van Es	173	51
P P Claudio	157	49	M Escrig	54	31
P P Claudio	462	65	M Escudier	SY3	98
R Cocchi	90	37	L Espeland	217	60
R Cocchi	410	51	H Eufinger	B072	82
P Coelho	106	40	H Eufinger	SY2	97
C Concejo	328	29	R Ewers	378	42
G C S Cousin	171	51	R Ewers	130	44
C P Cornelius	177	52	A Ezsias	453	62
F Costa	235	63	V T W Fan	292	72
M Cuesta	B148	90	M Fata	327	29

Name	Programme No.	Page No.	Name	Programme No.	Page No.
I Fedchenko	436	57	N-C Gellrich	212	59
A Feher	B065	81	G Gerbino	135	45
S E Feinberg	284	71	K L Gerlach	207	58
J R Fernandez	50	30	K L Gerlach	B092	84
J R Fernandez	397	47	D Ghandi	293	72
J Fernandez-Alba	B014	75	F Ziya Ghazvini	433	56
J Fernandez-Sanroman	B067	81	J Gimeno Medina	B005	73
J Fernandez-Sanroman	B067	81	L Gui	84	36
J Fernandez-Sawroman	263	67	D Gogalniceanu	B099	85
G Ferronato	277	70	D Gogalniceanu	B144	89
T Fujibayashi	7	22	F Gomez	122	43
G Fini	308	24	E Gomez	426	55
N Fock	59	32	E Gomez	B020	76
G Forteza Gonzalez	232	62	G V Gonchakov	144	46
B Frerich	94	38	J Gonzalez-Lagunas	179	53
R E Friedrich	126	43	M Gotoh	B105	86
R E Friedrich	161	49	E Gray	137	45
G Forteza Gonzalez	232	62	A Grechukha	B090	84
A Di Francesco	239	63	M Groszer	138	45
S E Fisher	B091	84	J O Guerrissi	238	63
A Gaggi	131	44	J O Guerrisse	B030	77
A Gaggi	B160	76	J O Guerrissi	V/N 10	93
S Galioto	350	35	P Guest	MC	104
I Ganly	KN	102	K K H Gundlach	215	59
J Gateno	164	50	K K H Gundlach	241	64
J Gateno	227	61	R Gutierrez Diaz	250	65
J Gateno	274	69	O Guven	B039	78
J Gateno	288	71	R Gutwald	208	58
H J Gath	229	62	R Gutwald	B178	82
C Gbaguidi	309	24	R Gutwald	B179	82
N-C Gellrich	39	28	W Halfpenny	123	43
			W Halfpenny	428	55

Name	Programme No.	Page No.	Name	Programme No.	Page No.
S Hall	SY2	97	G Iannetti	71	34
Y Hamada	374	41	I Iatrou	311	25
H Hamakawa	B111	86	I Iatrou	369	40
M Handlik	424	54	V Ibric Cioranu	B140	89
M Hanhela	475	68	Y Iida	B124	87
Y Hanazawa	B044	78	M P Ilic	332	30
K Hasegawa	333	31	M P Ilic	45	29
K A-A M Hassanein	304	23	A Iliev	B040	78
K A-A M Hassanein	B157	90	Y Imai	77	35
W Heidemann	430	56	H Imai	B058	80
W Heidemann	B094	85	H Inaba	B106	86
W Heidemann	B095	85	M Itoh	B113	86
W Heidemann	B156	90	H Iwase	492	71
A Hemprich	223	61	M Iwata	B064	81
A Hemprich	246	64	I T Jackson	22	25
F Hernandez Altemir	B042	78	I Jackson	104	40
F Hernandez Altemir	V/N 08	92	I T Jackson	214	59
S Hernandez-Montero	B017	75	J Jackson	KN	100
S Hernandez Montero	V/N 09	92	A R Jacquinet	286	71
S Hirashima	222	60	M Jagielak	448	60
M Hlawitschka	112	41	N Jakse	B174	74
C M Hofele	B024	76	S Janicke	242	64
J Hoffmann	340	32	C Jones	87	37
J Hoffmann	91	38	U Joos	KN	101
J Hoffmann	121	43	N Jovic	317	26
J Hoffmann	125	43	W M H Kaduk	142	46
J Hoffmann	458	63	W M H Kaduk	471	67
J Hoffmann	B081	83	N D Kalavrezos	9	22
J Hoffmann	B116	87	K Kakudo	B055	80
J Hoffmann	B117	87	A Kamada	B052	80
			T Kaneko	B132	88
			T Kawakami	B086	84

Name	Programme No.	Page No.	Name	Programme No.	Page No.
T Kawakami	B003	73	K Kusumoto	253	66
H Kayahara	B112	86	M T Kutsal	296	21
M Kelker	B183	79	M T Kutsal	372	41
R W Kendrick	25	25	M T Kutsal	264	54
R W Kendrick	B077	83	T Kutsal	490	72
P Kessler	295	21	J M Kwakman	460	64
M Keweloh	323	28	P Lambous	310	24
M Keweloh	182	53	J Lambrecht	SY2	97
S Kiattavorncharven	B168	73	R Langford	209	58
M C Kinnebrew	18	24	P Lantos	B047	79
A Kiralj	379	42	Z Laster	440	58
K Kirita	78	35	C Landes	211	59
K Kishimoto	B125	87	C Landes	260	67
C Klein	224	61	G Lauer	41	29
J Kleinheinz	382	43	G Lauer	459	64
U G Knauf	198	56	B Leatherbarrow	SY1	96
V S Konstantonovic	394	46	B Leatherbarrow	MC	105
V S Konstantinovic	B126	88	J L Lefebvre	KN	102
N Korotkych	B073	82	J-H Lenz	95	38
N Korotkych	B147	89	J-H Lenz	129	44
R Kowalczyk	120	42	J-H Lenz	B074	82
R Kowalczyk	B076	82	J H Lenz	B096	85
M Kozakiewicz	258	66	L Lewandowski	341	33
M Kozakiewicz	B185	79	Ye Lin	203	57
M Kozakiewicz	B186	79	C Lindquist	8	22
F-J Kramer	105	40	A Lopatin	B087	84
M Kropotov	6	22	V M Lopez-Pizarro	62	33
A C Kubler	189	55	R Loukota	MC	106
A C Kubler	191	55	M Lovi-Kalnin	B012	74
Z Kucukyavuz	B041	78	J C Lowry	185	54
M Kusano	449	60			

Name	Programme No.	Page No.	Name	Programme No.	Page No.
R B MacIntosh	169	51	T Mellor	MC	105
G Mack	B102	85	L Mellor	MC	105
P Mahy	61	33	J P Meningaud	80	36
V I Malakhovskaya	82	36	M A W Merckx	108	40
V A Malanchuk	B083	84	M Mezitis	B079	83
D B Mandic	B118	87	C Miera Gomez	B141	89
M S Maningky	B187	79	C Miera Gomez	B141	89
R Marmulla	58	32	A A Mikhailov	491	72
R Marmulla	280	70	A Milenovic	306	23
D Martin-Perez	B172	85	A Milenovic	29	26
D Martinez -Perez	291	72	G Mingazoc	B169	73
D Martinez-Perez	B181	79	R Minoretti	145	47
D Martinez- Perez	B182	79	R A Mischkowski	2	21
R Martin-Granizo	46	30	R A Mischkowski	34	27
R Martin Granizo	469	67	K Mizen	24	25
R Martin-Granizo	B026	77	K Mobarak	279	70
R Martin-Granizo	V/N 01	92	H Mohammadi	167	50
R Martin-Granizo	V/N 01	92	C Mohr	MC	105
K Marti-Zografou	398	48	F Molina	SY2	97
I Matag	315	26	F Molina	MC	104
A Matsuo	403	49	J Montes	249	65
Ye Matyakin	326	29	M Montonen	96	38
P Maurer	194	56	T Morisugi	B050	80
P Maurer	B008	73	A Moro	407	50
P Maurer	B009	73	L N Mubarakova	371	40
P J McArdle	322	28	J K Muhammad	12	23
J Medvedev	331	30	J K Muhammad	151	48
S Meguri	B143	89	Muradin	282	70
T Mellor	SY1	96	O Muresan	360	38
			O Muresan	234	62

Name	Programme No.	Page No.	Name	Programme No.	Page No.
N Nadjmi	98	39	M Ogutcen-Toller	B155	90
T Nagata	65	33	M Ogutcen-Toller	259	67
K Nagy	B180	81	M Ogutcen-Toller	B034	77
O Nahlieli	SY3	98	J Okazaki	B051	80
T Nakai	B062	81	I Oh-Iwa	27	26
Y Nakayama	B150	90	Y Ohnishi	B104	86
N Nasser	SY1	96	T K Ong	B119	87
N Nasser	MC	106	T K Ong	B120	87
S Naumovski	V/N 02	92	T Ono	B149	90
L Naval	31	27	K Osmola	B188	91
L Naval	B037	78	F Ortiz de Artinano	B131	88
L Naval	V/N 11	93			
C Navarro Vila	53	31	A Palma	B038	78
A Neff	111	41	G Pantelas	402	49
A Neff	205	58	N Papadogeorgakis	159	49
A Neff	261	67	N Papagiannopoulos	240	63
A Neff	477	69	E Paraschivescu	314	26
Z Nemeth	11	23	E Paraschivescu	325	29
Z Nemeth	418	53	E Paraschivescu	457	63
O Nemsadze	355	36	E Paraschivescu	244	64
A I Nerobeev	19	24	E Paraschivescu	B011	74
F W Neukam	180	53	J H Park	21	25
T G Nikolaeva	B107	86	Je-Uk Park	467	66
M Nishimine	B159	91	Je-Uk Park	B171	74
A Nisii	483	70	S Parmar	B177	82
E Nkenke	269	68	A Patrikidou	B108	86
P F Nocini	128	44	M C Perez	262	67
T Norkus	461	64	M C Perez	B153	90
T Noutomi	B115	87	C Perez Herrero	B129	88
F Oberna	V/N 12	93			
S Ochandiano	15	23			

Name	Programme No.	Page No.	Name	Programme No.	Page No.
C Perez-Herrero	V/N 07	92	S Reinert	136	45
G Petrin	201	57	S Reinert	V/N 06	92
P Philippart	132	44	I Reshetov	B135	88
B Piot	181	53	N F F Ribeiro	64	33
J Plasencia	316	26	N F F Ribeiro	B075	82
J Plasencia	B023	76	N F F Ribeiro	B122	87
O Ploder / Fock	416	52	M Rivis	B004	73
A Pogrel	178	52	M Robinson	183	53
M Politi	257	66	M Robiony	B173	74
F S De-Ponte	481	70	C Rodado	B138	89
A G Prityko	313	25	F J Rodriguez-Campo	B054	80
O Procopio	482	70	S Rogers	MC	106
E Puricelli	287	71	V Roguinsky	276	69
E Puricelli	B184	79	A Romance	116	42
S W Pyo	B170	74	G Romanos	B025	76
			G Romanos	B060	80
P D Quinn	285	71	H. Rodemer	299	22
			R Roncevic	463	65
A Rachmiel	97	39	J L N Roodenburgh	73	35
M Raffaini	B032	77	A Rosenburgh	349	35
G M Raghoebar	127	44	M Roser	162	49
J D Raguse	170	51	H Rotaru	233	62
A Rajasuo	423	54	I Rozylo-Kalinowska	289	72
P Ramsay-Baggs	321	28	P Rubio-Bueno	385	44
P Ramsay-Baggs	60	32	P Rubio-Bueno	149	47
P Ramsay-Baggs	134	45	M Rucker	35	27
P Ramsay-Baggs	B068	81	S Ruffino	B069	81
T Rapis	405	49	A Rzenuska	305	23
O C Rasmussen	218	60	R Sader	143	46
M Rasse	MC	106	H Sailer	KN	99
S Reinert	51	31	H F Sailer	100	39

Name	Programme No.	Page No.	Name	Programme No.	Page No.
K Sakurai	B109	86	A Schramm	206	58
C I Salazar-Fernandez	B123	87	S Schendel	MC	105
C I Salazar-Fernandez	B158	90	R Schmelzeisen	MC	104
G Sanchez-Aniceto	252	65	G Schultes	267	68
G Sanchez Aniceto	B137	89	S Schultze-Mosgau	420	53
T Sano	B063	81	A Schwarz	210	58
G Santler	226	61	A Schwarz	B066	81
Y Sasakura	B080	83	J Schweder	343	33
J Sastre	B145	89	D Scopelliti	278	70
J Sastre	B146	89	A Sdivizhkov	85	37
S Sato	B061	81	A Sdivizhkov	359	37
K Sauckel	150	47	A Sdivizhkov	422	54
J J Sauk	89	37	M Siessegger	153	48
Y Sawaki	70	34	O Sejjija	B161	83
Y Sawaki	364	39	N Selsky	B084	84
M Scheer	75	35	T Semergidis	455	62
S Schendel	SY1	96	A A Shakhov	168	50
R Schimming	57	32	A H Shamsudinov	228	61
R Schimming	93	38	K L Shepherd	303	23
R Schimming	381	43	C Shinoda	B049	79
R Schimming	383	43	A J Sidebottom	4	21
Y Shiratsuchi	165	50	A J Sidebottom	368	40
H Schliephake	14	23	P Sieg	30	26
M Schneider	163	50	P Sieg	43	29
M Schneider	265	68	J Sieggert	B045	78
A Schneider	485	71	J Siluk	329	30
M Schneider	V/N 03	92	A Silvestri	B010	74
R Schon	68	34	C Skouteris	10	22
R Schon	113	41	C A Skouteris	404	49
C Schopper	474	68	A-L Soderholm	348	35
A Schramm	38	28			

Name	Programme No.	Page No.	Name	Programme No.	Page No.
F K L Spijkervet	188	54	H Terheyden	26	26
Z Stajcic	465	65	H Terheyden	438	58
Z Stajcic	B036	77	N Theologie-Lygidakis	330	30
L Steffanov	344	33	R Todd	76	35
L Steffanov	454	62	K Tomori	B048	79
E M Steinhauer	184	54	C Tremolada	B016	75
H Steveling	200	57	B Trostdorf	339	32
M Stiesch-Scholz	B162	83	T A Turvey	197	56
J Stojcev	B021	76	S Tveten	20	24
M J Strick	160	49	S Tveten	281	70
J Stypulkowska	442	59			
M Suhr	192	55	H E Umstadt	486	71
R Suuronen	92	38	G Undt	283	71
C Suri	362	38	G Unlu	488	72
C Suri	401	48	G Unlu	B078	83
V Svechtarov	297	21	M Urade	B110	86
G Swennen	245	64			
G Szabo	107	40	A Valiente	389	45
A Szentirmai	36	28	G J van Beek	268	68
A Szentirmai	B163	83	R J J Van Es	173	51
A Szwarczynski	375	41	J J de Mol van Otterloo	256	66
Y M Szyszko	186	54	P J van Strijen	148	47
			V Vasilevski	351	35
			B De Vauchelle	152	48
J-C Talment	MC	106	B De Vauchelle	231	62
S Takagi	B127	88	M Vesper	248	65
A Tanaka	B059	80	M Vesper	445	59
G Teasdale	KN	100	M Vesper	B027	77
T Teltzrow	443	59	M Vesper	B071	82
S Testelin	380	43	M Vesper	B139	89
S Testelin	230	62	E Verbo	319	27

Name	Programme No.	Page No.	Name	Programme No.	Page No.
P M Villarreal	49	30	C Wittal	B019	76
R Vinci	199	57	C Wittal	B022	76
R Vinci	220	60	K-D Wolff	52	31
K G Vinzenz	335	31	K-D Wolff	MC	105
M Virag	55	31	P J Wolgen	320	27
RACA Voorsmit	384	44	G Wysznska-Pawelec	37	28
M Vukadinovic	B001	73			
M Vukadinovic	B002	73	W Xing	451	61
D A Walker	147	47	T Yasuoka	B028	77
D A Walker	B165	75	T Yasuoka	B056	80
D A Walker	B166	75	T Yasuda	B128	88
D A Walker	B167	75	L Ylikontiola	B007	73
F Wanschitz	266	68	K-I Yoon	B164	83
F Watzinger	312	25	Y Yoshinori	219	60
A A C Webb	300	22	T Yoda	B057	80
A A C Webb	133	45			
D Weingart	118	42	U Zanetti	444	59
R Werkmeister	176	52	J Zapala	412	51
J Wiltfang	102	39	H-F Zeilhofer	56	32
B Witsenburg	175	52	L Zubing	141	46

The official congress hotels are those listed below. Contact telephone numbers are shown in order that you can contact your fellow delegates if necessary.

If you have any queries about your accommodation, or wish to make an amendment to your booking, please contact Clansman Monarch at the accommodation desk who will be pleased to help you.

	HOTEL NAME	TELEPHONE	FAX
1	The Sheraton	(0131) 229 9131	(0131) 2284510
2	The Caledonian	(0131) 459 9988	(0131) 225 6632
3	Roxburghe Hotel	(0131) 240 5555	(0131) 220 2518
4	Carlton Highland Hotel	(0131) 472 3000	(0131) 556 2691
5	Crowne Plaza	(0131) 557 9797	(0131) 557 9789
6	Stakis Grosvenor Hotel	(0131) 226 6001	(0131) 220 2387
7	Melvin House Hotel	(0131) 225 5084	(0131) 226 5085
8	Point Hotel	(0131) 221 5555	(0131) 221 9929
9	Jury's Inn	(0131) 200 3300	(0131) 200 0400
10	Learmonth Hotel	(0131) 343 2671	(0131) 315 2232
11	Simpson's Hotel	(0131) 622 7979	(0131) 622 7900
12	Thistle Court Hotel	(0131) 313 5500	(0131) 313 5511
13	Pollock Halls of Residence	(0131) 667 1971	(0131) 662 9479

MAP NOT TO SCALE

1 mile (approx)

