

Continuing education
Course 2019-2020

Oral and maxillofacial surgery department

Hands-On Cadaver Intensive Course in Orthognathic Surgery and Ancillary Procedures

uic
barcelona
#morethanauniversity

Universitat Internacional
de Catalunya
Faculty of Dentistry

The treatment of dento-maxillofacial deformity with orthognathic surgery has undergone a profound revolution during the last years. The reach - and hence the objectives - of this kind of surgery have been redefined to cover three basic pillars:

- The correction of the underlying malocclusion and skeletal base discrepancy.
- Upper airway management.
- Harmonization of facial esthetics.

There is currently no national or international continued education program in this field in any University. This hands-on course aims to provide participants with a comprehensive practical overview of all techniques of the orthognathic surgery spectrum, including ancillary procedures to optimize esthetic results. To this effect, an eminently practical course on cryopreserved cadaver heads has been designed.

Direction and coordination

Coordinators

- Dr Federico Hernández-Alfaro
- Dr Adaia Valls

Academic Board

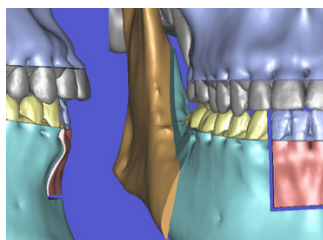
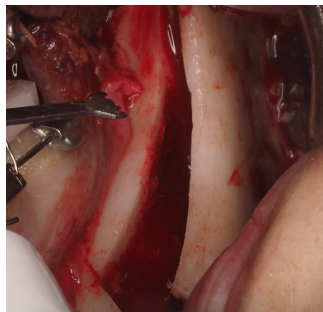
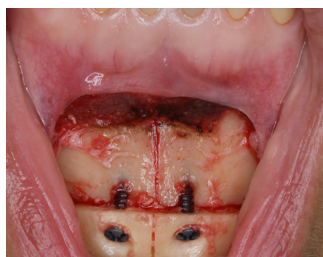
- Dr Samir Aboul-Hosn
- Dr Raquel Guijarro
- Dr Federico Hernández Alfaro
- Dr Jorge Masia
- Dr Ramón Sieira
- Dr Adaia Valls
- Dr Natalia Ventura

Objectives

- To review the relevant clinical anatomy to the treatment of dento-maxillofacial deformities.
- To review and execute all contemporary techniques in orthognathic surgery.
- To review and execute all contemporary techniques in facial esthetics optimization in the context of orthognathic surgery.
- To review and execute the basic contemporary techniques in speedy orthodontics.
- To provide an update of surgical techniques in this field of knowledge.

Target

- This course is intended for national or international trainees or specialists in Oral and Maxillofacial Surgery who wish to expand their knowledge in orthognathic surgery.



Calendar

May 7th and 8th, 2020

Schedule

Thursday and Friday, from 9:00 am to 6:00 pm

Accreditation

≥ ECTS

Price

€3000

* The places will be granted by a strict order of registration.

Place

Campus Sant Cugat.

Contact

Cristina Junquera
Paola Lago
infodonto@uic.es
Phone: +34 935 042 000
uic.es/dentistry



Program of the course

Day one - May 7th

— Maxillary osteotomies (LeFort I, segmented, SARPE, twist technique)

Coffee break

— Malar osteotomy
Ancillary procedures for esthetic enhancement (Bichat Fat Pad transposition, lipofilling)

Lunch break

— Accelerated orthodontics: Corticotomies Orthopedic miniplates
Rigid Internal Fixation: our protocol

— Welcome dinner

Day two - May 8th

— Mandibular osteotomies (sagittal, Loncle modified technique, vertical, frontblock, SARME, constriction midline osteotomy, genioplasty (horizontal and vertical), chin wing)

— Aesthetic enhancement for the contour of the jaw

Coffee break

— Intraoral/extraoral Condylectomy

— How to approach eventual complications

Lunch break

— Ancillary procedures for aesthetic enhancement of the nose (rhinoplasty)

Partner



Scientifically
sponsored by the
EACMF





Sant Cugat Campus
Josep Trueta, s/n
08195 Sant Cugat
del Vallès
Phone: +34 935 042 000

uic.es/dentistry