


The PULSE



NEWSletter December 2023

Mentorship



www.eacmfs.org

ThePULSE

NEWSletter December 2023

Editor-in-Chief
Graphic Designer

Javier González Lagunas
María Montesinos

Executive Committee 2022-2024


President	Prof. Manlio Galie
Past President & Congress Chairman Madrid 2022	Prof. Julio Acero
Senior President (Elect)	Dr. Nicholas Kalavrezos
Junior President (Elect)	Dr. Stefaan Berge
Editor-In-Chief	Prof. Emeka Nkenke
Treasurer	Dr. Aakshay Gulati
Secretary General	Dr. Satheesh Prabhu
Assistant Secretary	Dr. Titiaan Dormaar
Education & Training Officer	Prof. Christos Perisanidis
Media Development Officer	Dr. Javier González Lagunas
UEMS Liaison Officer	Prof. Frank Hölzle
Executive Advisor	Dr. Riccardo Tieghi
Executive Advisor	Prof. Klaus-Dietrich Wolff
Research	Prof. Sylvie Testelin

Secretariat

Mrs Jill McFarland
Secretariat Administrator

EACMFS Secretariat
PO Box 85
Midhurst GU29 9WS
West Sussex. UK
email: secretariat@eacmfs.org
web: <https://www.eacmfs.org>





MANLIO GALIE
President EACMFS

Message from the **PRESIDENT**

Dear Colleagues and Friends,

The last months have been incredibly productive in terms of global educational activity in agreement with the most representative scientific Associations around the world.

The year 2023 has represented a new rebirth after the dark times of the pandemic and now we fully understand the role of the social and in-person interactions.

There is no substitute for social interaction and during the recent global meetings we built trust and relationships for mutual advantages.

The benefits of being involved in this very comprehensive educational programme have been:

- the chance to meet with undergraduate students, trainees and the NextGen surgeons
- the inter-countries exchange of experiences, encountering different cultures, cities, habits, political environments, background
- the feeling of being citizenship of Europe and of the World
- the European expertise and long tradition in leading edge care in OMFS is now very well-known and appreciated.

Most of my recent activity has been dedicated to the promotion of international relationships and networking to strengthen the affinity between the scientific continental

associations creating connections between science, politics and society. Everywhere I was inspired by the very essence of the "European spirit" of knowledge exchange and to celebrate the EACMFS 50 years of dedication and commitment to the transfer of knowledge, teaching of surgical skills, motivation of the next generations and much more.

I am very happy to share a message I received from a volunteer during one of these meetings:

"Hello, Dr. Manlio Galie, I am..... I was a volunteer at OMFS. I waited for you to arrive comfortably in your country and relieve the tiredness of the journey before writing to you. All the volunteers there were future doctors. Therefore, it was a great honor for us to know you personally, to watch your speeches, and to listen to your advice. We even took a picture. Thank you very much for your kind behavior and the benefits you have given us. It was very nice to see you in our country. I hope one day we will meet you as two speakers at some conference."

These words are of great value for us and reflect the importance of being close to the next generations who see us as an example and offer guidance for their future.

I am deeply convinced that trainees and NextGen Surgeons should be more involved in the decisional

process of the Scientific Associations including the UEMS Group.

Every action in favour of more promising opportunities for them has my full support with the aim of providing the opportunity to identify, analyse and rectify relevant critical issues affecting maxillo-facial surgery trainees across Europe.

An extremely dedicated Committee has been hard at work on the organisation of the Rome Congress 2024 pursuing excellence in the hope that EACMFS will exceed your expectations.

The Scientific Programme will range from the deep "core" of our specialty to the latest new development including AI and Robotic surgery.

I am very happy to report that the organization is well underway for both the scientific and the social aspects.

Without doubt the ultimate aim is to improve the standards of care so that our patients can receive the best treatment everywhere, transcending barriers and differences in training, language, degrees, geography, culture, politics and generations.

I look forward to welcoming you all to the Eternal City and to EACMFS 2024 Congress.

contents

December 2023

Opinion

- 03 President's column
- 05 Editor's column
- 07 Education & Training Officer column
- 09 General Secretary column
- 011 Secretary General of the 27th EACMFS Congress column

Mentorship

- 013 Mentorship in Maxillofacial Surgery in Europe: Exploring the Role of EACMFS
MAX says
- 016 Maxillofacial Surgery at UNICAMILLUS: Leadership that guides students to a new level of education
Piero Cascone
- 018 Mentoring in Bonn, Germany: Experiences in the Department of Oral, Maxillofacial and Facial Plastic Surgery
Franz-Josef Kramer

News

- 019 European collaborative project with A cranio-caxillo-facial multidisciplinary unit in Mwanza, Tanzania
Fernando Garcia-Marin, Tony Markus and Domenico Scopelliti
- 022 All roads lead to rome
Francesco Maffia

In Memoriam

- 025 Prof. Dr. Peter Egyedi
Robert van Es



BARCELONA calling

Welcome to the winter issue of The Pulse.

In its pages you will find reports from our officials and contributions from some of our members.

It is now barely nine months until our Rome meeting takes place. We are expecting an outstanding congress, comprising of individual maxillofacial surgeons, but also from guest societies coming from all over the globe. Read the organizer's columns to find out more about its lay-out and scientific program.

EACMFS is steadfast in its support of our younger members and all our endeavors are related to improve the education of maxillofacial surgeons-to be. Education is not only related to surgical technical training, but also to "soft" competences acquisition. This last group requires a close relationship to a mentor who is responsible for instructing trainees in the vital aspects of compassion, communication, professionalism, and patient care ethics. We asked some colleagues from across Europe to share their personal experiences in that particular aspect of medical education, not only from the mentor perspective, but also from the resident's point of view.

Many maxillofacial surgeons are not aware of the benefits associated to membership of our association.. EACMFS has a very generous approach to prizes.. You can find all the relevant information in our website, under <https://www.eacmfs.org/prizes-and-awards/>. In this issue we asked the recipient

of the Leibinger award to write about his experience during his rotation in a Lisbon unit.

Read about Max-Train, our platform for collaborative projects - If you are interested in becoming a part of this generous group of surgeons, you will find more information on our website.


Our educational platform Max-Flix has been functioning now for almost 8 months. We are continually updating content with new surgical videos, uploading the European Lecture Series webinars and also educational content coming from our meetings. Please remember that the inclusion of surgical videos requires your collaboration. Please do not hesitate to contact me if you want to share your experience on our platform.

EACMFS is a living and active association, with ongoing educational programs, and exciting projects ahead. Being a member allows access to our journal, and newsletter, to our educational platform, to our postgraduate courses and to our congress under privileged conditions.. Share your membership experience with your peers. Encourage them to become a part of EACMFS, the main global actor in education of maxillofacial surgeons.

Enjoy The Pulse.



**EUROPEAN ASSOCIATION FOR
CRANIO MAXILLO FACIAL
SURGERY**



**BECOME
A
MEMBER**

Join today and start enjoying the many valuable benefits offered to the EACMFS Members.



Benefits




Member-Types



Online application form





CHRISTOS PERISANIDIS
Education & Training Officer

The **ATHENS** report

Colleagues and Friends,

With great enthusiasm I share the latest developments from the European Association for Cranio-Maxillo-Facial Surgery, reflecting our firm commitment to advancing the education and training of Oral and Maxillofacial Surgeons in Europe. Our focus remains on creating innovative programmes and providing new opportunities for the professional growth of residents and young specialists.

We have seen remarkable success with the second edition of our EACMFS Postgraduate Programme in Head and Neck Surgery: Oncology, which is attributed to the dedicated efforts of our Scientific Directors and the invaluable participation of distinguished EACMFS speakers. I am deeply grateful to Prof Acero, Prof Nkenke, Dr Kalavrezos, Prof Wolff, Prof Hölzle, Prof Hoffman, Prof Rana, Prof Kanatas, Prof Thieringer, Prof Chossegros, Dr Prabhu, and Dr Gulati for their generous sharing of knowledge and expertise and for providing students with the opportunity to train at top observership centres. A special acknowledgement goes to the students for their profound engagement and remarkable enthusiasm in committing to the learning journey of this Postgraduate Programme. Your dedication as an

exceptional group of young, ambitious doctors has not gone unnoticed. Congratulations on your outstanding efforts! With this success, we are excited to announce the upcoming 3rd edition of our popular programme, set to start in early 2024. We look forward to another rewarding programme that will continue to enhance knowledge exchange and surgical skill development.

Furthermore, we are delighted to introduce the 1st EACMFS Postgraduate Programme in Facial Plastic Surgery, set to launch in 2024. This comprehensive Postgraduate Programme curriculum will encompass online courses, clinical observerships, and hands-on cadaver workshops providing a rich learning experience.

Additionally, the EACMFS is renewing its focus on National Trainee Representatives across Europe. This strategy aims to actively engage residents and junior surgeons in the orchestration of educational events tailored to their unique needs. As part of this initiative, the EACMFS is committed to organizing hands-on courses specifically designed for young surgeons covering all aspects of Oral and Maxillofacial Surgery. A demonstration of this commitment to residents and junior surgeons was the EACMFS-endorsed "Traumatology with Management of Battle Injuries"

Course, which was conducted last June at the University of Warsaw in close cooperation with Prof Stopa.

Moreover, in collaboration with our Trainee Representatives Dr Lemma and Dr Watson and the National Trainee Representatives, we intend to organize the 1st EACMFS European OMFS Trainee Conference. This event will provide an invaluable platform for these young surgeons to exchange knowledge, discuss innovations, and expand their professional networks.

The EACMFS has also actively supported and participated in various prominent international Congresses over the past months, including the ICOMS in Vancouver, the AAOMS in San Diego, the Mediterranean Congress in Limassol, the Balkan Congress in Pristina, the AZOMFS in Baku, the IAOO in Incheon, as well as the ACBID and TAOMS in Antalya.

We are excited about these new developments and look forward to sharing more information soon. Stay tuned for further updates on these significant educational milestones.

Wishing you a joyous pre-Christmas season, a Merry Christmas, and a New Year filled with health and happiness!

Best regards



European Association for Cranio - Maxillo - Facial Surgery

Introducing EACMFS Network of Teaching Centres of Excellence!

We are pleased to announce the creation of the
European Association for Cranio-Maxillo-Facial Surgery (EACMFS)
Network of Teaching Centres of Excellence.

This exclusive network celebrates exceptional institutions dedicated to advancing
Cranio-Maxillo-Facial Surgery and education.

Join us in welcoming

- Department of Oral and Maxillofacial Surgery at the Ramón y Cajal & Puerta de Hierro University Hospitals, Madrid, Spain
- Head and Neck Centre, University College London Hospital, UK
- Department of Oral and Maxillofacial Surgery, Medical University of Vienna, Austria
- Department of Oral and Maxillofacial Surgery, University of Athens, Greece
- Department of Oral and Maxillofacial Surgery, University Hospital Rechts der Isar, Munich, Germany
- Department of Oral and Maxillofacial Surgery, RWTH Aachen University Hospital, Aachen, Germany
- Department of Oral and Maxillofacial Surgery, University of Heidelberg, Germany
- Department of Oral and Maxillofacial Surgery, University of Leeds, UK
- Department of Cranio-Maxillofacial Surgery, University Hospital Basel, Switzerland
- Department of Oral and Maxillofacial Surgery, University Hospital Düsseldorf (UKD), Germany
- Department of Oral & Maxillofacial Surgery, Conception University Hospital Marseille, France
- Department of Oral & Maxillofacial Surgery, Queen Victoria Hospital NHS Foundation Trust, East Grinstead, UK
- Blenheim Head & Neck Unit, Churchill Hospital, Oxford University Hospitals NHS Foundation Trust, Oxford, UK

as they become part of this prestigious network!



SATHEESH PRABHU

Secretary General

OXFORD minutes

It has been an incredible year in many ways, and it is difficult to fathom that we are nearing Christmas!

Our membership now enjoys various advantages. Access to recordings of the European Lecture Series on MaxFlix is a new addition and I am hoping that members will enjoy this platform. I am incredibly grateful to our Media Officer, Dr Lagunas, for his contribution.

The Constitution of the EACMFS is an important pillar of our Association. It is important to strengthen its reach so that members and Councillors have indirect yet prescribed control and guidance on the Executive. The previous changes were made in 2012 and with experience of the last 10 years, it is time to make further amendments. The final process involves approval from the members during the General Assembly in Rome and I hope that we will have a good presence and discussion to make appropriate amendments to the Constitution for a more robust execution of its vision and to protect the Association. You will have the opportunity to go through the proposed changes in the earlier part of the New Year. Please look out for the emails from the Secretariat.

Strengthening the Secretariat is an important project and work is ongoing. I hope to update you soon with the progress.

It was nice to see Dr Dormaar chairing the ELS sessions and preparing things in the background. For the last 5 years, quite a few Thursdays of mine have been away

from family dinners to host these sessions. They became part of the routine along with demonstrations for the speakers and sorting out technology at the last minute! Whilst I will be involved in the background, I wish Dr Dormaar the very best in taking this project to next level.

Travelling becomes a necessity in this job which has its own rewards, but it also brings the challenges of balancing our responsibility as surgeons. I am very grateful to my colleagues who are very supportive and generous. A special thanks to my colleague Mr Uthaya Selbong for his support as I carry out my duties for the EACMFS. I also take this opportunity to thank the whole Executive who contribute immensely with time and effort to carry out these duties in similar situations without any honorarium. We have had an incredibly busy year to promote the Association within Europe and beyond. I am sure other Executive Officers will share the information.

I wish all my colleagues and their families Season's Greetings. I hope that we all stay warm to each other during these challenging times of geo-political differences.

27th EACMFS CONGRESS

17-20 September 2024

PreCongress day: 16 September

ROME - ITALY



A Journey to Excellence: Culture, Tradition & Innovation



**European Association for
Cranio - Maxillo - Facial Surgery**

www.eacmfs.org

www.emma.events/eacmfs2024

ROMA 2024

By Riccardo Tieghi



Dear Colleagues and Friends,

As Secretary General of the 27th EACMFS Congress, I am proud to announce that the abstract submission platform has been open since December 1st.

I would like to invite you all to take a look at the Congress website and be inspired by the program that is growing day by day both from the scientific and social aspects.

All of the Committees involved in the organisation are working hard to put their knowledge and ideas into this event which will hopefully have a great impact on our professional activities and provide an opportunity to create new contacts and friendships. The EACMFS Congress is a key event that draws expertise from all over the world with a considerable number of guest societies included in the scientific program.

Each morning there will be a number of masterclasses given by the experts covering many topics together with sponsored symposiums offered by many companies throughout the week.

The EACMFS Congress is a key event that draws expertise from all over the world

Great attention will be given to the young generation of surgeons who represent the future of our discipline. The John Lowry Session will be of great interest at the start of the Congress week and also the NextGen session during the week will be dedicated to trainees.

Special attention will be given to the social activities bearing in mind all the unique opportunities that Rome can offer; a wealth of art, culture and a lot of fun!

If you wish to be part of this major scientific event please do not hesitate to submit your abstract or share with us your proposals and we will be happy to hear from you.

I am looking forward to welcoming you to Rome but in the meantime I wish all of you and your families a very Merry Christmas and Happy New Year.



European Association for Cranio - Maxillo - Facial Surgery

**EACMFS ARE DELIGHTED TO INTRODUCE THE VI SERIES
OF OUR VERY SUCCESSFUL EUROPEAN LECTURE SERIES:**

EUROPEAN LECTURE SERIES VI SEPTEMBER 2023-JULY 2024 PROGRAMME

14th September, 2023

**Presidential Lecture: Craniofacial Trauma:
The Maxillofacial Perspective**
Manlio Galie, Italy

21st September, 2023

**Endoscopically assisted treatment of condylar
fractures**
Zygmunt Stopa, Poland

5th October, 2023

**Use of patient-specific implants in
cranio-maxillofacial surgery**
Max Heiland, Germany

19th October, 2023

**The evolution of the human skull and the
development of orthognathic surgery**
Stefano Fusetti, Italy

2nd November, 2023

3D - Technological innovations
Thomas Maal, The Netherlands

16th November, 2023

Orbital Trauma
Riccardo Tieghi, Italy

7th December, 2023

**Emerging technologies in craniomaxillofacial
reconstruction**
Majeed Rana, Germany

11th January, 2024

Cleft Surgery
Reha Kisanis, Turkey

25th January, 2024

**Refinement in the rehabilitation of the
paralyzed face**
Pierre Haen, France

8th February, 2024

Advanced concepts in orbital reconstruction
Leander Dubois, The Netherlands

22nd February, 2024

Short implants in oral rehabilitation
Rolf Ewers, Austria

7th March, 2024

**Patient specific orthognathic planning in a
cost-conscious healthcare system**
Daljit Dhariwal, UK

21st March, 2024

**The Basel Approach to Facial Feminization Surgery
(FFS)**
Florian Thieringer, Switzerland

4th April, 2024

Orthognathics
Xi Tong, The Netherlands

18th April, 2024

New treatment aspects in alveolarcleft repair
Nard Janssen, The Netherlands

2nd May, 2024

Cleft surgery and management
Krisztian Nagy, Belgium

6th June, 2024

**Induction chemotherapy in locally advanced
oral cancer**
Cheng-Hsien Wu, Taiwan, R.O.C

4th July, 2024

Navigation in Craniomaxillofacial Surgery
Alexander Gaggl, Austria

Please note this programme is subject to change at short notice.
For further information regarding this webinar programme and how to register, please visit:

www.eacmfs.org



MENTORSHIP IN MAXILLOFACIAL SURGERY IN EUROPE: EXPLORING THE ROLE OF EACMFS



Maxillofacial surgery is a complex and highly specialized field of medicine that focuses on surgical treatment of disorders, diseases, and injuries of the face, jaw, and neck. With the rapid advancements in technology and medical knowledge, mentorship has become increasingly important in this field. In Europe, where maxillofacial surgery has a rich history and an established reputation, mentorship plays a vital role ensuring in the continuous and development success of practitioners.

This paper aims to explore the importance of mentorship in maxillofacial surgery in Europe and the impact it has on the training, professional growth, and overall advancement in this specialty.

DEFINING MENTORSHIP IN MAXILLOFACIAL SURGERY

Mentorship can be defined as a professional relationship between an experienced, knowledgeable surgeon, known as the mentor, and a less experienced surgeon, referred to as the mentee or protege. The mentor provides guidance, support, and advice to the mentee, helping them navigate the challenges of their surgical training and professional career. In maxillofacial surgery, mentorship plays a critical role in shaping the skills, decision-making abilities and, ethical practices of future surgeons.

ENHANCING TECHNICAL SKILLS

One of the key benefits of mentorship in maxillofacial surgery is the opportunity for mentees to learn and enhance their technical skills under the guidance of skilled mentors. Maxillofacial surgery involves a wide range of complex procedures, including orthognathic surgery, facial reconstruction, and cleft palate repair. The mentor's expertise and experience ensure that mentees receive proper training and hands-on experience in these intricate procedures, allowing them to develop precision and mastery over time.

Moreover, mentorship provides an environment for mentees to observe and learn from their mentors' techniques and approaches. By closely observing their mentor's surgical skills, mentees can gain insights into the best practices, overcome challenges, and develop their own unique surgical style. This exchange of knowledge and expertise ensures the preservation and development of surgical skills in Europe's maxillofacial surgery community.

FACILITATING PROFESSIONAL DEVELOPMENT

In addition to technical skills, mentorship in maxillofacial surgery also facilitates mentees' professional growth. Mentors act as advisors, guiding the mentees through various aspects of their career, helping them make informed decisions, and offering support during challenging times. Throughout their mentorship journey, mentees acquire a wealth of knowledge and experience that goes beyond surgical techniques, including patient management, research methodologies, and professional networking skills.



Mentors often share their own experiences, anecdotes, and lessons learned, which not only provides mentees with valuable insights but also helps them develop resilience and adaptability in their practice. This personalized attention and guidance ensure that the next generation of maxillofacial surgeons in Europe is equipped with the necessary skills and attributes to succeed both clinically and professionally.

This paper aims to explore the importance of mentorship in maxillofacial surgery in Europe and the impact it has on the training, professional growth, and overall advancement in this specialty

PROMOTING ETHICAL PRACTICE AND PATIENT CARE

Ethical practice and patient care are fundamental aspects of any medical discipline, and maxillofacial surgery is no exception. Mentorship in this field plays a significant role in instilling and reinforcing these principles among mentees. Mentors guide their mentees in navigating complex ethical dilemmas, ensuring they adhere to the highest ethical standards and maintain patient safety and confidentiality throughout their practice.

Mentors also emphasize the importance of patient-centered care, teaching mentees the

art of compassion, effective communication, and collaboration within multidisciplinary teams. By witnessing their mentors' professional conduct and interaction with patients, mentees develop a patient-centric approach that is integral in providing the best possible outcome for their patients.

DRIVING RESEARCH AND INNOVATION

Maxillofacial surgery is a dynamic and ever-evolving field, constantly incorporating new surgical techniques and technologies. Mentorship plays a crucial role in driving research and innovation in this specialty. Mentors guide mentees in conducting research, writing publications, and presenting their findings at conferences, thereby contributing to the advancement of knowledge and the growth of the field as a whole.



Furthermore, mentors often have access to the latest advancements and innovations within maxillofacial surgery. By sharing this knowledge with their mentees, they ensure that the next generation of surgeons remains at the forefront of advancements, thus enabling them to provide the most advanced and effective treatments to their patients.

TEAMWORK

Maxillofacial surgeons often work in multidisciplinary teams, requiring effective communication and collaboration with fellow colleagues. Mentorship programs should focus in interpersonal skills, conflict

resolution, and teamwork. It further promotes a culture of respect, professionalism, and mutual support among peers.

In surgical teams, the communication and professional relationship with staff members, including nurses, anesthetists, and other healthcare professionals, are crucial for delivering optimal patient care. A harmonious work environment enhancing patient outcomes, require appreciating the efforts of other healthcare providers.

TEACHING TEACHERS

The EACMFS, as a pioneering association in Europe, should actively engage in educating and training the trainers. By doing so, the association aims to ensure consistent and high-quality mentorship throughout Europe. EACMFS could start various training programs, workshops, and initiatives to teach teachers essential skills required to pass on their expertise effectively. These programs cover both technical and non-technical aspects, including ethics, communication, and professionalism.

CONCLUSION

In conclusion, mentorship is of utmost importance in the field of maxillofacial surgery in Europe. It enhances technical skills, facilitates professional development, nurtures ethical practice and patient care, and drives research and innovation. The guidance support provided by mentors and create a conducive learning environment, ensuring that future maxillofacial surgeons in Europe are well-prepared to tackle

As the field continues to evolve, mentorship will remain a cornerstone in the training and growth of maxillofacial surgeons

the challenges of this specialized field. As the field continues to evolve, mentorship will remain a cornerstone in the training and growth of maxillofacial surgeons, ensuring the delivery of high-quality surgical care to patients across Europe.



Maxillofacial Surgery at UNICAMILLUS: Leadership that guides students to a new level of education

By Piero Cascone

Professor of Maxillofacial Surgery at UniCamillus not only stands out for his medical-scientific excellence but extends beyond, embracing the "Students for Research" initiative.

This project goes beyond theoretical training, involving all students of medical and dental degrees in approaching scientific research from critical analysis of literature to publishing articles. The dense network of teachers/physicians provides valuable support, allowing students to become active in creating and publishing articles from the early years of their courses.

The leadership of Maxillofacial Surgery is clearly evident in contributing to scientific research as demonstrated in the assessment of Admiral Horatio Nelson's facial fractures. Two medical students, Iga Mamińska and Martina Longo have been evaluating what happened during the Siege of Calvi at 12 July 1794:

The Admiral suffered several injuries during his adventurous life as an officer of the Royal Navy: he lost the sight of his right eye in the siege of Calvi, his arm in the attack on Tenerife, he was then wounded in the skull in the battle of Nile and then died during the famous Battle of Trafalgar.

The scientific interest of the two young students is aimed at evaluating what happened in Calvi. Admiral Horatio Nelson was wounded by stones in the face. He called himself fortunate, for not being hit directly but by the strong flow of ricocheted stone chippings from the sandbags of the battery, which hit his face and breast.

Following these injuries he suffered the consequent loss of sight in his right eye, as widely reported by historians. From this injury comes a

worldwide famous expression "to turn a blind eye", which is believed to come from the siege of Copenhagen, in which Horatio Nelson, as a response to the withdraw order, pretended not to see the flagship's signals to do so by putting his glass to the right, injured and blind eye. In addition, the right side of his face was injured too, covered with bleeding lacerations at the scene and causing deformation, visible at various relicts representing his face which remain until this day.



Portrait of Horatio Nelson by Lemuel Francis Abbott (1799). National Maritime Museum.

In our study we are discussing the morphology of the face of the Admiral to establish that the impact caused by the stones ricochet among already described injuries, also a fracture of right zygomatic bone. That fracture is our object of interest and is included in our scientific hypothesis which implies that zygomatic trauma was also a direct cause of his blindness.



**“Always listen
to the patient,
they might
be telling you
the diagnosis.”**



Iga Mamińska, Martina Longo and Professor Piero Cascone.

*Could Admiral Horatio Nelson have been
treated better by a Maxillofacial Surgeon?*


*Could a surgical correction of his fractures
have changed the history of Europe?*

The students will present the results of
this study at the 27th EACMFS congress in
2024, highlighting UniCamillus's ambition
in cutting-edge education, emphasizing its
position as a university aiming to be a leader
in education in Italy.



27th EACMFS CONGRESS

17-20 September 2024
PreCongress day: 16 September
ROME - ITALY



15th Assessment of the European Board in Oro-Maxillo-Facial-Surgery (EBOMFS)

13th-15th of September 2024 Rome

Registration: www.ebomfs.eu
The dead line of registration: 5th of June 2024

We are delighted to invite you to take part in the
RQ European Board Assessment in Oro-Maxillo-
Facial Surgery, which will be held in Rome 13rd-
15th September 2024.

All medical specialists who pass the Assessment
will be awarded with the Diploma (EBOMFS)
during a solemn ceremony.



Requirements:
Medical Specialist Title in Oro-Maxillo-Facial Surgery
recognised in one of the European Union countries

Assessment:
1. Curriculum vitae and surgical logbook
2. Multiple Choice Questions, Short Case Questions,
Image Questions
3. Oral Exam



Mentoring in Bonn, Germany: Experiences in the Department of Oral, Maxillofacial and Facial Plastic Surgery

By Franz-Josef Kramer

The OMFS clinic in Bonn, Germany is an academic institution: 25 doctors are involved in surgical treatment and patient care, teaching both medical and dental students and performing several competitive research projects. The clinic operates three theaters per day and covers all areas of OMF surgery with a strong focus in reconstructive surgery.

"Mentoring in our clinic is an important issue. We use it to promote the transfer of knowledge between experienced and less experienced people. Ideally, the experienced members of our team are tandem mentors of their own experiences and character and support not only the clinical development of younger colleagues by passing on their know-how but also their entire personality," explains Prof. Franz-Josef Kramer, Director of the clinic. *"In contrast*

to structured mentoring programs offered by various institutions, inter-professional mentors within the clinic can pass on their experiences much more specifically and authentically."

"For me, mentoring means an effective support in my clinical development and also an expansion of my professional horizons. The feedback and contacts with experienced professionals enable a change of perspectives for me and give me new impulses in my clinical development and project work," reports Dr. Benedict Jürgensen, Assistant Doctor in his third year of residency training in Bonn. Regular, structured and trusted exchange is relevant for effective mentoring. Both mutual trust and appreciation are essential.

Through mentoring, mentees have the opportunity to get to know and

to assess their own abilities better and to receive support in selected activities. This often makes it possible to identify new areas of interest and develop their own career in partnership. The prospects for mentors lie in receiving fresh ideas and impulses from young academics and developing qualified young talent for their own clinics. Practical experience shows that an intensive collaboration and communication structure even across departmental and organizational boundaries is promoted through mentoring and that positive effects such as strategical thinking or project development occur almost automatically.

As an example, the activities of Dr. Jürgensen led to a new teaching project within our OMFS clinic and resulted in us being awarded this year's teaching prize by the University of Bonn.



UNIVERSITÄT BONN

Dr. Benedict-Juergensen



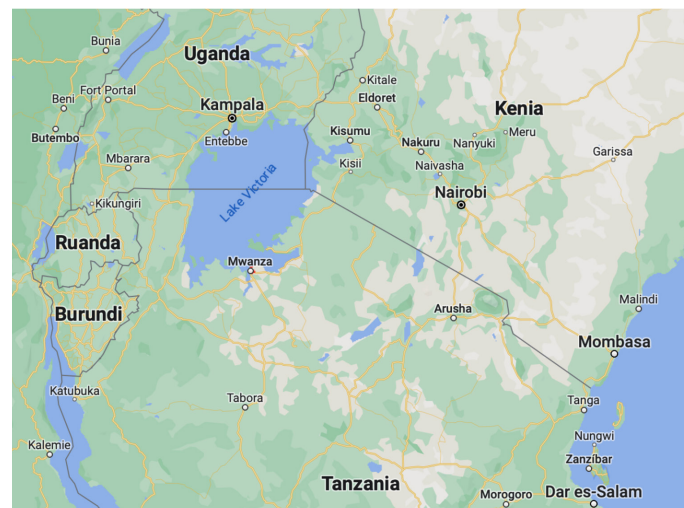
EUROPEAN COLLABORATIVE PROJECT WITH A CRANIO-MAXILLO-FACIAL MULTIDISCIPLINARY UNIT IN MWANZA, TANZANIA

By Fernando Garcia-Marin, Tony Markus and Domenico Scopelliti

In the first week of November 2023, we started this new project with the Bugando Medical Center (BMC), in Mwanza, Tanzania, for collaboration in the development of a Multidisciplinary Unit of Craniomaxillofacial Surgery.

During that week a Spanish-Italian team, headed by Domenico Scopelliti and Fernando Garcia Marin visited the BMC to give a few days of theoretical and practical training and to hold several meetings with the hospital management to advance this collaborative project.

The Bugando Medical Centre is the second largest hospital in Tanzania and serves a population of about 20 million people, one third of the Tanzanian population. It serves especially large rural regions around Lake Victoria, where cranio-maxillo-facial care is virtually non-existent. So far, many of these patients die or survive





1. F. Garcia-Marin and Domenico Scopelliti with local staff.

2. Dr. D. Scopelliti with Bugando OMFS, trained in European and Indian centers.

with severe sequelae and stigmata due to pathologies that would have a solution in our environment.

In sub-Saharan Africa, 93% of the population has difficulty accessing safe, timely and affordable surgical services. Cranio-maxillo-facial pathology is part of this great tragedy of lack of access to surgery in these countries and few people, if any, have access to treatment for these problems, which include malformations, benign and malignant tumours, trauma and its sequelae, infections, etc.

Oral and maxillofacial surgery operates already as a small unit within the Dental Department in BMC. It was established in 2018 with only 3 staff in the department, one oral and maxillofacial surgeon and 2 dental surgeons.

The BMC has therefore decided to develop this Cranio-maxillo-facial Multidisciplinary Unit in order to establish a long-term sustainable service for patients with cranio-maxillofacial pathologies to have access to a comprehensive treatment programme at this Hospital.

The most important factor for the future development of surgical services in sub-Saharan Africa is the training of surgeons, anaesthetists and other healthcare personnel. This is the area where international



organisations can help the most through financial and educational support.

Therefore, the main objective of our project is to support the training of local surgeons through an exchange programme between the BMC and various organizations and institutions within the MAX TRAIN platform of the EACMFS.

At the moment we have funds to initiate a fellowship programme, whereby two surgeons from Bugando Medical Center will spend a one-year training period in European hospitals and in India. These funds have been donated by the British organisation Future Faces and with the help of EACMFS itself.

In addition, the Smile House Fondazione, led by Domenico Scopelliti, intends to establish one of its cleft lip and palate training sites at BMC.

The collaboration project will also include visits to BMC by European specialists to provide theoretical and practical training in the field, financing of patients' expenses, financing of equipment and infrastructure and continuous support with permanent communication throughout the year between the specialists in Tanzania and the medical teams in the international organizations to cover all healthcare needs.

To make all this possible, we need the help of all interested organizations and institutions. This is a multi-partner project, which so far has the collaboration of the following (and is open to new partners):


- Fundacion Española de Cooperacion Sanitaria (FECS).
<https://www.fecs.es/>
- Future Faces.
<https://www.futurefaces.org.uk/>
- Smile House Fondazione.
<https://smilehousefondazione.org/>
- GSR Institute of Craniomaxillofacial Surgery.
<http://www.craniofacialinstitute.org/>
- Smile Train.
<https://www.smiletrain.org/>
- Hospital Universitario Ramón y Cajal, Madrid
- Hospital Universitario La Paz, Madrid
- Queen Victoria Hospital, London
- Ospedale San Filippo Neri, Rome



Dr F. Garcia-Marin and Dr D. Scopelleti with hospital managers.

As we have said before, achieving universal access to surgery (including oral and craniomaxillofacial surgery) for all human beings is one of the Sustainable Development Goals set by the UN for 2030, and this requires the cooperation, among many others, of the entire global Oral and Maxillofacial Surgery community and our professional organisations.


You are all welcome to join us in this promising project





ALL ROADS LEAD TO ROME

By Francesco Maffia



The first time that I heard about the Leibinger Award I was still a medical student, attending the University of Rome "Sapienza" and beginning my first experiences in an Oral and Maxillofacial unit. It was too early to apply, but I could start preparing myself for it. So, I started developing my career with the possibilities of a student: going abroad to collect new experiences, opening books to get familiar with the field, and getting inspired by the literature to write articles. When you follow your passion, even the hardest work becomes easier. I remember that in 2019, while I was preparing my first ICOMS, my department hosted a fellow interested in temporomandibular joint surgery. It was Professor David Angelo. He was kind enough to share his tricks to perform a good speech, and they were so useful that they are still part of my congress routine. He came to visit us during the week of his birthday and I was very committed to giving him the best Roman experience. We started cultivating our friendship between ideas of new projects and an "amatriciana". Before leaving, we planned to see each other in his "Instituto Portuges da Face" one day. COVID-19 shuffled all the cards, but in the meantime, I got my medical degree, and I started my residency in Oral and Maxillofacial surgery at the University of Naples "Federico II".

After years, I was finally in the position to apply for the Leibinger Award, and Prof. Angelo was the first person I called to ask for hospitality. We were both excited to have the possibility to see the project of a fellowship finally come true! At 23:07 on 29/09/2022, no more than 15 minutes after receiving the award, we were on the phone laughing and already planning what to do together in Lisbon. I arrived in Portugal on 03/03/2023, and it was at that moment that everything changed.

My reception at Instituto Portuges da Face (IPF) by Professor Angelo and his entire team was exemplary. I was received very warmly, with careful planning of all my activities week by week. I had the specific opportunity to deepen and refine the diagnostic-therapeutic course of temporomandibular disorders. I was able to practice arthrocentesis, arthroscopy, and open surgery of the temporomandibular



David Angelo and Francesco Maffia

I can easily say that receiving the Leibinger Award changed my career and my life. I never expected to have such an intense educational experience. To be trained in the very early part of my career by excellent mentors is an absolute blessing. My fellowship continues and I am increasingly happy and satisfied with my choice



joint as first aid, and successively also as a first surgeon, under tutorage. I joined 70+ surgical procedures practicing all subspecialties of maxillofacial surgery. During my stay, I had the opportunity of being selected as Assistant Editor of the European Journal of Stomatology, Oral and Facial Surgery. I had the great honor of applying for a Ph.D. at the University of Lisbon.

I can easily say that receiving the Leibinger Award changed my career and my life. I never expected to have such an intense educational experience. To be trained in the very early part of my career by excellent mentors is an absolute blessing. My fellowship continues and I am increasingly happy and satisfied with my choice.

The icing on the cake was being invited to speak about this very experience at the EACMFS Council Meeting in Rome. Considering my experience in that city, that invitation was a roma-ntic closure of a big circle!

When Professor Lagunas invited me to write this article, I accepted immediately. However, I decided to give a different tone from the one I used in my EACMFS Council Meeting speech. The story I just told brings some messages with it. I would like to inspire younger residents to pursue their dreams and work hard to achieve them. we are fortunate to do wonderful work and must always express ourselves to the best of our ability.

Seneca said, "*Luck is when occasion meets preparation*". This is the key, being always prepared to welcome our great occasion. Go grab yours! Life sometimes will not be easy, we can go through several ups and downs, but nobody cues for a flat rollercoaster.

My thanks to EACMFS for believing in my project, for supporting me and for allowing me to share my voice with this article. Thanks to Stryker for taking care of the training of the next generation of maxillofacial surgeons.

Prof. Dr. Peter Egyedi

1930-2023

By Robert van Es
Councillor of The Netherlands



'IN OUR PROFESSION, ON THE SHOULDERS OF GIANTS WE STAND'

This typically surgical expression fits professor dr. Peter Egyedi, who sadly passed away on October 3rd 2023 at 92 years of age.

Peter was born on December 8th 1930. After difficult years in the second world war, he was trained both in dentistry and medicine. Following an initial education in general surgery, he then trained in cranio-maxillofacial surgery in Zürich, Switzerland under Prof. Hugo Obwegeser in 1962.

After some years in Liberia, Sydney and again in Zürich, he returned to The Netherlands to become head of the


Department of Maxillofacial surgery at the University Hospital Utrecht from 1973 to 1985 and later again from 1992 to 1996. There he proved an excellent clinician and teacher who treated many cleft patients, introduced orthognathic surgery and comprehensive surgical treatment of maxillofacial oncology patients. He was the first to describe the application of "the buccal fat pad" in closure of the maxillary sinus and discussed the technique of the "degloving of the nose" for difficult cleft noses. He was member of the Editorial Board of the Journal of Cranio-Maxillofacial Surgery for many years, writer of multiple scientific articles and promotor of several dissertations.

In the 70's and 80's he was ahead of time in discussing medical complications. These were held once a year in January at the Department in Utrecht and attracted many colleagues. Members of staff and trainees were stimulated to present and discuss their biggest failures of the year, stimulated by Peter himself who kept up a diary on his own complications during his whole working life. Trainees and staff were advised to keep up such a diary by themselves as well and to read over it regularly. He disliked medical protocols and rather encouraged his trainees and staff to analyse maxillofacial cases and its appropriate treatment themselves. We will remember Peter for his knowledge, creativeness, witticisms and even more for his modesty and the opportunities he created for his staff and trainees to experiment and learn new techniques. If something went wrong, he was always there to protect and help his colleagues. That is how many of us were stimulated and felt supported by him and could learn from our mistakes. Under Peter, in all 21 maxillofacial surgeons were trained.

With this in mind, we truly can call Peter Egyedi a giant on whose shoulders we cranio-maxillofacial surgeons all stand.

We wish you a happy
NEW YEAR

20
24



The **PULSE**



NEWSletter

PO Box 85. Midhurst GU29 9WS. West Sussex. UK