

The PULSE



NEWSletter

December 2025



EASTand beyond

www.eacmfs.org

ThePULSE

NEWSletter December 2025

Editor-in-Chief	Javier González Lagunas
Graphic Designer	María Montesinos

Executive Committee 2024-2026

President	Dr. Nicholas Kalavrezos
Past President & Congress Chairman Roma 2024	Prof. Manlio Galie
Senior President (Elect)	Prof. Stefaan Bergé
Junior President (Elect)	Prof. Gabriele Millesi
Interim Editor-in-Chief	Prof. Jorg Wiltfang
Interim Deputy Editor	Dr. Leo Vassiliou
Treasurer	Dr. Aakshay Gulati
Secretary General	Dr. Satheesh Prabhu
Assistant Secretary	Dr. T Dormaar
Education & Training Officer	Prof. Christos Perisanidis
Media Development Officer	Dr. Javier González Lagunas
UEMS Liaison Officer	Prof. Frank Hölzle
Executive Advisor	Prof. Reha Kisnisci
Executive Advisor	Prof. Majeed Rana
Research	Prof. Sylvie Testelin

Secretariat

Mrs Jill McFarland
Secretariat Administrator

EACMFS Secretariat
PO Box 85
Midhurst GU29 9WS
West Sussex. UK
web: <https://www.eacmfs.org>





NICHOLAS KALAVREZOS

President EACMFS

Message from the **PRESIDENT**

Dear Colleagues and Dear Friends,

The preparations for our major celebration—the 28th EACMFS Congress in September 2026—are well advanced. I truly see this Congress as a great festival of science, friendship, collegiality, and shared purpose, bringing together oral and craniomaxillofacial surgeons from across Europe and far beyond.

Planning for the Athens Congress is progressing exceptionally well, and many elements of the programme will be outlined in greater detail by our colleague and Deputy Chair of the Scientific Committee, Professor Leo Vasiliou, further in this report. From my perspective, I would like to reassure you that our ambition is clear: to deliver the leading global event in oral and maxillofacial surgery in 2026, reaching widely across all subspecialties, training levels, allied health professionals, and embracing the entire OMFS community—men and women alike—both within Europe and internationally.

The selection of speakers, to be announced over the coming weeks, will bring together world-leading experts in head and neck surgery, oncology, reconstruction, craniofacial surgery, trauma, and beyond. The scientific programme will address the most contemporary, challenging, and forward-looking topics in our specialty. Equally important, the social programme will reflect the spirit of EACMFS: an Opening Ceremony featuring our Guest of Honour, Professor Jatin Shah, reflecting on the future of head and neck surgery; signature social events including a seaside sunset party in Athens Riviera on Wednesday 16th September and a memorable Congress finale with our Gala Dinner set in one of Greece's most iconic cultural venues, the Zappeion Megaron in the very heart of the city.

As the year draws to a close, may I also take this opportunity to wish you and your families a very Merry Christmas and a healthy, happy, and successful New Year. I look forward to sharing further details with you in the months ahead.

contents

December 2025

Opinion

- 03 President's column
- 05 Editor's column
- 07 Education & Training Officer column
- 09 General Secretary column

Events

- 011 Athens Congress Update: From Foundation to Innovation

Report

- 013 Maxillofacial Surgery in Serbia
Vitomir S. Konstantinović

Interview

- 016 Let's talk about AzOMFS
Chingiz Rahimov
- 018 Maxillofacial Surgery and Albania
Renato Isufi
- 019 EACMFS and Türkiye scientific collaboration
Mustafa Sancar Ataç
- 022 Support to our younger surgeons in training
Aakshay Gulaty
- 025 EBOMFS: A European Journey Toward Excellence in
Oro-Maxillo-Facial Surgery
Risto Kontio, Blaise Kovacs, Henri Thuau and Herman Vercruysse

Training

- 029 Fellowship in Munich (Leibinger award)
Chaim Ohayon
- 030 Nadjmi Foundation 2024–2025 aligned with EACMFS and the
MAXTRAIN Platform
Nasser Nadjmi



JAVIER GONZÁLEZ-LAGUNAS

Editor-in-Chief

BARCELONA calling

Dear Readers,

Europe is a continent in which the UN recognises 50 countries. With a population close to 285 million inhabitants versus the 185 million of Western Europe, Eastern Europe accounts for more than 38% of our continent's inhabitants. Its population is younger than that of Western Europe - with a lower median age of 41 years versus 44. The downside is that the population in Eastern Europe declined by 8% between 1990 and 2020 due to low fertility and negative net migration.

From an economic standpoint, the Eastern European market is less mature than its western counterpart. It is developing more rapidly, driven by factors such as the attraction of foreign investment and convergence with the EU, leading to growth far exceeding that of Western Europe.

There are significant differences in GDP among the different regions of Europe. The 10 countries with the lowest GDP are located in Eastern Europe. The per-capita GDP of the poorest country, Ukraine, is 16,000 dollars. This is more than 12 times lower than that of the richest country, Luxembourg, which is close to 200,000 USD.

Eastern Europe is also our gateway to Asian countries, a continent of enormous size, far larger than Europe (four times bigger). The former Soviet republics maintain a geographic and cultural relationship that is much closer to Europe than to the Far East.

With regard to our society, the EACMFS has 41 councilors representing the national scientific associations. Only Andorra, Iceland, Liechtenstein, Luxembourg, Malta, Monaco, Montenegro, and San Marino - all of them small European states - are absent from the EACMFS Council. This fact is clear evidence of our association's penetration into the fabric of European maxillofacial surgery.

Eastern Europe seems to be largely invisible for scientific associations. Although our first congress was held in Ljubljana in 1972, only four of these major scientific events have taken place on our eastern border. The International Congress and Convention Association (ICCA) 2024 ranking shows that the top 10 congress countries in Europe are all on the western side, and that the first eastern city in the list is Budapest, in position #14.

All of this leads me to believe that we need to pay closer attention to Eastern Europe. For this reason, we have given voice to councilors and opinion leaders from that geographic region so they can explain the situation in their area of influence, and we have asked them to send us a wish list so that we can learn firsthand about their needs and adapt our activities, wherever possible, to provide the decisive boost that our specialty requires in this important region of our continent.



EUROPEAN ASSOCIATION FOR CRANIO MAXILLO FACIAL SURGERY

SCHOLARSHIPS AND AWARDS

EACMFS is delighted to offer various prizes and awards to provide educational support and also to allow the opportunity for trainees to visit centres outside their own departments. Advice on all applications is available from the Secretariat of the Association.

ELIGIBILITY AND APPLICATION GUIDELINES

Please note that only one application for a Congress Scholarship or Travelling Scholarship is permitted each year. However, applications may also be submitted for concurrent consideration for the KLS-Martin Fellowship.

EACMFS membership should precede all applications by a minimum of one year and applicants should reside/work within the confines of Europe.

Junior Trainee Undergraduate Student Members on a European training pathway and Specialist Trainee Members (plus those who have successfully completed training as specialists within three years of the date of application) are eligible.

KLS-Martin Fellowship Awarded by EACMFS – €5000

One scientific Fellowship per year for Head & Neck Oncology, Orthognathic Surgery or Trauma Management is available to support and enhance scientific training and education in the field of CMF.

The visitation should commence within 12 months of the award date.

The Fellowships are awarded by the Endowments Committee based upon scientific and educational criteria.

DEADLINE: 30th JUNE (ANNUAL)

Hugo Obwegeser Travelling Scholarships

These scholarships (up to a maximum of €2000) are designed to encourage travel to other countries to enhance education and training. Visitations should be a minimum of two weeks and details of training centres across Europe may be found in the Blue Book on our website:

<https://www.eacmfs.org/information/training-guidelines/teaching-centers/>

DEADLINE: ROLLING

Congress Scholarships - €500

These scholarships offer significant support for trainee members to participate in our biennial Congresses.

<https://www.eacmfs.org/prizes-and-awards/john-lowry-congress-scholarship/>

<https://www.eacmfs.org/prizes-and-awards/the-helene-matras-scholarship-pending/>

DEADLINE: 30th JUNE (CONGRESS YEARS ONLY)


28th EACMFS CONGRESS

15-18 September 2026

Pre-Congress day: 14 September

ATHENS - GREECE





CHRISTOS PERISANIDIS
Education & Training Officer

The **ATHENS** report

EACMFS Update: Breaking New Ground in Surgical Education

Dear Friends and Colleagues,

At EACMFS, our goal is simple: to fuel the ambition of Europe's next generation of Oral and Maxillofacial Surgeons. We aren't just maintaining standards; we are raising the bar. I am thrilled to share a snapshot of where we've been and where we are heading.

Making Our Mark Globally We've been busy expanding our global footprint. EACMFS recently took the stage with representations and guest scientific sessions at major Congresses in Baku (International College for Maxillofacial Surgery), Antalya (Turkish Association of OMFS), Seoul (PRS Korea) and Punta Cana (CIALACIBU). These weren't just formalities—they were vibrant exchanges of ideas that put our specialty's latest breakthroughs in the spotlight.

Facial Plastic Surgery Programme: In Full Swing The second edition of our Postgraduate Programme in Facial Plastic Surgery is currently firing on all cylinders. The feedback has been stellar, largely thanks to our lineup of top-tier international faculty. They aren't just teaching; they are providing the kind of mentorship that shapes careers.

Head and Neck Oncology: The 5th Chapter Back by popular demand, we are gearing up to launch the fifth edition of the Head and Neck Surgery: Oncology Programme. This course has become a cornerstone of our educational offerings. The early interest and strong

attendance numbers prove just how vital this specialized training is for our community.

Coming in 2026: A Deep Dive into Orthognathic Surgery We are currently building something special for 2026: a brand-new Postgraduate Programme in Orthognathic Surgery. Tailored for residents and young specialists, this won't be your typical lecture series. Expect a "soup-to-nuts" curriculum featuring advanced online modules, hands-on clinical observerships, and cadaver workshops. Watch this space—more details are dropping soon.


The Next Gen Has the Mic Our National Trainee Representatives (NTRs), led by Dr. Lara Watson, are doing more than just observing—they are shaping the agenda. They are actively curating the **Pre-Congress John Lowry Session** to ensure the topics discussed are the ones that actually matter to young surgeons today.

Road to Athens 2026 The countdown has begun for the **28th EACMFS Congress in Athens (Sept 15-18, 2026)**. We are crafting a signature event that goes beyond the usual presentations. Expect a hub of innovation and genuine international connection.

Thank you for the energy you bring to our association.



**EUROPEAN ASSOCIATION FOR
CRANIO MAXILLO FACIAL
SURGERY**



**BECOME
A
MEMBER**

Join today and start enjoying the many valuable benefits offered to the EACMFS Members.




Benefits



Member-Types



Online application form



SATHEESH PRABHU
Secretary General

OXFORD minutes

Dear Friends and Colleagues,

I am delighted to contribute to **The Pulse** which continues to provide a great platform to reach out to our members and I thank our Media Officer for his immense commitment to publish it.

I would like to update you regarding the expiring tenure of several of our Executive Officers and would like to take this opportunity to thank Prof. Christos Perisanidis (Educational Officer), Dr. Ash Gulati (Treasurer), Prof. Jorg Wiltfang (Interim Editor-in-Chief), Dr. Javier Lagunas (Media Officer) for all their efforts in bringing ideas, energy and commitment to our Association. They have all contributed immensely during our Executive Meetings and provided very valuable input to guide the Association in the correct direction. I am eternally grateful to them, and I wish the best for their future endeavours.

The four positions will be open to all Active members and I very much hope that we receive interest for these posts from across Europe, but especially from Eastern Europe to allow diversity and inclusivity... The invitation to apply will be sent in December with a closing date in mid-January. Please do get in touch if you are interested. We aim to appoint the individual in March 2026 during our Executive Meeting in Brussels with a view to present the new Officers at the General Assembly in Athens 2026 for ratification.

At the same time an announcement will be sent for expressions of interest for the position of Junior President Elect to host the 2032 Conference. Applicants will be invited to give a short presentation to Council followed by a ballot during the Council meeting in Athens in September 2026.

The success of any organisation is always gradual and comes with sustained efforts of individuals from various levels within our Association. We have had some amazing leaders over the years and given decades of commitment to our Association. Our President, Dr. Nicholas Kalavrezos, is one among them with unwavering commitment to EACMFS. Promoting Athens and making it a success will be the pinnacle of his EACMFS journey, and I wish him the very best. The site visit last September was extremely successful and the venue is magnificent. I have no doubt that the scientific content, the organisation, the social events, and even weather will be taken care of to the highest standards! With our conference setting and new heights to climb, Athens promises to be ready to take on the challenge.

Finally, I would like to wish all my colleagues in Europe and beyond a happy and restful festive season and a very successful New Year ahead. I hope we all find some time to reflect on the past year and to rejoice in the experiences that have helped us grow wiser.

28th EACMFS CONGRESS

15-18 September 2026

ATHENS - GREECE



From Foundation to Innovation: Harnessing our Surgical Future



European Association for
Cranio - Maxillo - Facial Surgery

www.eacmfs.org

www.eacmfs-congress.com

ATHENS CONGRESS UPDATE: FROM FOUNDATION TO INNOVATION



It is with great enthusiasm and pride that we announce the excellent progress in preparing the 28th EACMFS Congress, to be held in Athens. Through plenary sessions, symposia, hot-topic debates, masterclasses, and practical courses, the scientific programme is designed to stimulate rigorous scientific exchange and lively discussion.

The Congress will explore the full breadth and depth of our thriving specialty. Renowned international speakers will address cutting-edge developments in oncology, reconstruction, trauma, orthognathic surgery, craniofacial and cleft surgery, temporomandibular disorders, aesthetics, and implantology, alongside specialised fields including facial reanimation, AVMs, rare tumours, skull base surgery, and transplantation.

A sneak-peek—indicative but non-exhaustive—of topics to be featured includes:

- **Trauma**

- Streamlining virtual surgical planning in panfacial trauma: the power of automation and standardisation
- New technologies in the management of complex orbital trauma

- **Orthognathic Surgery**

- Virtual planning and patient-specific implants
- Robotics and minimally invasive approaches in orthognathic surgery

- **Oncology & Reconstruction**

- Novel T-cell-based therapies and combination immunotherapy in oral cancer
- Robot-assisted reconstruction and supramicrosurgery
- Lymph node transfer and advanced skull base technologies

In addition, artificial intelligence, stem-cell therapies, advanced optical diagnostics, biological skin regeneration, and emerging digital technologies will be explored extensively across plenary sessions, symposia, and masterclasses. An outstanding international faculty, together with participation from over 45 guest societies, highlights both the global growth of EACMFS and the truly international character of this Congress. Equality and diversity remain central to our mission, with strong representation of female colleagues in keynote lectures and symposia.

The 28th EACMFS Congress promises to be a spectacular scientific and social event, offering a unique platform for specialists and trainees from around the world to meet, exchange ideas, network, and reconnect—against the inspiring backdrop of Athens, where the foundations of medicine were first laid.

We very much look forward to welcoming you—and your families—to Athens 2026 for the 28th EACMFS Congress: From Foundation to Innovation.

NICHOLAS KALAVREZOS

President EACMFS

&

LEO VASSILIOU

Deputy Chair Scientific Committee

With warm regards and festive wishes,



EAST and beyond





MAXILLOFACIAL SURGERY IN SERBIA

By Vitomir S. Konstantinović

History of OMFS in Serbia/Balkans

More than a hundred years ago, during the Balkan Wars of 1912–1913, a young volunteer joined the Serbian military ambulance corps as a war surgeon. Dr. Atanasije Puljo treated gunshot injuries, mutilations, and infections of the face and jaws. He was the pioneer of “jaw surgery” in Serbia.

Even in the challenging conditions of battlefield ambulances, Dr. Puljo recognised early the importance of close teamwork between dentists and general surgeons in treating facial and jaw injuries. He insisted that the most complex cases of jaw trauma should be referred to dentists and their expertise, highlighting the necessity of additional surgical skills and training. Thanks to Dr. Puljo's strong convictions and exceptional expertise in military facial and jaw surgery, these war years contributed greatly to the emergence and development of maxillofacial surgery in Serbia.

He quickly assumed a leadership role in both thought and practice, introducing a groundbreaking “inside-out” algorithm for facial and jaw injuries. Even before Kazanjian, Dr. Puljo promoted a revolutionary approach to managing facial mutilations: he prioritised establishing proper occlusion as the foundation for jaw reconstruction, followed by soft-tissue repair. His method for treating neglected fractures of the upper jaw - the “Balkan method” - became recognised worldwide.

The specialty of maxillofacial surgery in Serbia developed primarily through the Faculty of Stomatology at the University of Belgrade, founded in 1948 under the name “stomato-surgery”, as well as through the Military Medical Academy. The first specialist in Maxillofacial Surgery (1962) was Professor Aleksa Pišćević (who introduced bimaxillary surgery after his training in Zurich with Professor Obwegeser). Together with Professor Miodrag Karapandžić (who described the technique of lip reconstruction known as the “Karapandžić flap”, or neurovascular fan flap), he established modern maxillofacial surgery in Serbia based on the “Double Qualification” model, similar to the German - Austrian - Swiss system.



Professor
Aleksa Pišćević
(1930-2007)

Professor
Miodrag Karapandžić
(1930- 2016)



Current State of Maxillofacial Surgery in Serbia

Maxillofacial surgery in Serbia is a postgraduate specialty available to both Doctors of Dental Medicine (DMD) and Medical Doctors (MD). The five-year curriculum and training programme, which includes multidisciplinary residencies, differs slightly for dentists and medical doctors. The National Association of Maxillofacial Surgeons recommends that specialists obtain both degrees - dentistry and medicine - before continuing to specialty training.

Training is conducted at university clinics: at the School of Dental Medicine in Belgrade, the School of Medicine in Belgrade, the dental departments of the medical schools in Niš and Novi Sad, as well as at the Military Medical Academy. Curricula across all centres are coordinated and include courses in craniofacial traumatology, infections, benign tumours and cysts, malignant disease of the maxillofacial region, reconstructive surgery, orthognathic surgery, and implantology, including extraoral (EO) implants. Approximately thirty residents are currently enrolled in specialty training.

The Serbian Association of Maxillofacial Surgeons has around 100 members. Most are employed in public or university hospitals, though some practise in the private sector, primarily performing oral surgery procedures.

Following in the footsteps of our distinguished predecessors, the scope of maxillofacial surgery in Serbia today encompasses the full range of the specialty. As head and neck surgeons, we treat diverse pathology daily - from trauma and infections to various malignancies. A growing number of parotid gland surgeries are also being performed.

Complex procedures such as craniofacial and orthognathic surgery are primarily carried out in university centres and the Military Medical Academy. The most challenging reconstructive surgeries, including microvascular procedures, are performed mainly in multidisciplinary university hospitals. Most patients requiring maxillofacial prosthodontic rehabilitation are treated at the Maxillofacial University Clinic at the School of Dental Medicine in Belgrade.

Our colleagues continue to uphold high standards in training and in delivering individualised treatment. We remain open to all new and advanced therapeutic options, ensuring that patients in Serbia benefit from state-of-the-art maxillofacial care. Continuing education and international knowledge exchange are priorities of the Serbian Association of Maxillofacial Surgeons. Young doctors are encouraged to participate in international meetings and congresses, where they can learn, present their work, and build a solid foundation for their careers in this demanding specialty.

The Serbian Association of Maxillofacial Surgeons has around 100 members. Most are employed in public or university hospitals...

Role of EACMFS in Professional Training

EACMFS has been an essential platform connecting CMFS specialists from the Balkans with leading European centres of excellence. Its congresses, instructional courses, and fellowship programmes offer exposure to cutting-edge surgical techniques and evolving treatment standards. The association provides access to structured educational pathways for young surgeons, including postgraduate programmes and fellowship opportunities relevant to Serbia.

Networking opportunities created by EACMFS help trainees build professional relationships that often lead to observations, exchanges, and collaborative research. The association's standardised curricula and hands-on workshops help reduce disparities in training quality across the region.

EACMFS also serves as a key reference point for harmonising CMFS training requirements in the Balkans with broader European norms. Its culture of mentorship is particularly valuable for early-career surgeons from smaller or resource-limited institutions.


Networking opportunities created by EACMFS help trainees build professional relationships that often lead to observations, exchanges, and collaborative research

A Wish List for the Association

- Establish more structured training pathways tailored for surgeons from Eastern and Southeastern Europe, including additional funded observerships and fellowships.
- Create a regional educational hub or satellite training centre in the Balkans to support continuous professional development locally.
- Develop an online library of operative videos, webinars, and interactive case discussions accessible to trainees regardless of institutional resources.
- Increase support for joint research initiatives focusing on region-specific clinical challenges and epidemiological trends.
- Promote stronger collaboration between national OMFS societies and EACMFS to unify guidelines, accreditation processes, and training standards.
- Provide travel grants to support participation of younger colleagues who may otherwise be unable to attend major meetings or courses.
- Encourage cross-border mentorship programmes connecting experienced surgeons from established European centres with colleagues in the Balkans.
- Support multicentre clinical trials that include institutions from Serbia and the wider Balkan region to increase research visibility and scientific contribution.



LET'S TALK ABOUT AzOMFS CHINGIZ RAHIMOV



Dear professor Rahimov, could you, as one of the initiators, please tell us about the AzOMFS?

The AzOMFS was founded in 2017, but the field of Maxillofacial Surgery was established as early as 1935 (this is mentioned in the EACMFS anniversary book). From the very beginning, AzOMFS has set international integration as one of its main goals. That is why, up to this day, it has already organized three large-scale international congresses. In this Congresses not only include EACMFS, but also IAOMS and the Asian Association of OMFS.

This shows that we have strong ties not only with neighboring countries, but also with global organizations (EACMFS, IAOMS, ICMFS). We have also actively participated in several regional congresses (Central Asia, Turkey, Iran, the Baltics, etc.). AzOMFS participated as a Guest Society at the EACMFS 2020-2021 Congress in Paris, as well as at the IAOMS Congress in Singapore.

What expectations does the AzOMFS have when it comes to the EACMFS?

As AzOMFS's vision, our expectations from EACMFS include the following matters:

- . Support and adaptation of national training programs in our discipline to the educational programs of UEMS;

- To expand the professional knowledge of specialists working in OMFS, invite international organizations of oncologists, plastic surgeons, neurosurgeons, ENT specialists, head and neck surgeons, ophthalmologists, dentists, traumatologists and representatives of other related specialties to the Congresses as guest societies;

- EACMFS can help raise the profile of national organizations by having EACMFS scientific committees conduct joint research activities using field research resources available in developed countries. This will provide access to clinical information and experimental models in clinics across the continent. Such cooperation will increase and at the same time help standardize the methodological level of research, and will also help a larger circle of specialists to publish in prestigious medical periodicals;

- The above initiatives can be financed from both international and national sources, social funds interested in the development of science and healthcare;

- Donors will have privileged access to exhibitions, advertise their products in these countries and benefit from other comprehensive support from EACMFS;

Many thanks professor Rahimov for sharing your clear views on the role of the EACMFS with us and your unwavering commitment to OMFS in general and the AzOMFS and EACMFS in particular.



33rd World Congress of the ICMFS and 3rd AzOMFS International Congress 9-11 October 2025. 30 countries 382 participants, plenary sessions, 3 master classes, cadaver courses, scientific works, oral and poster presentations.



2nd International Congress of AzOMFS 12-14 October 2023. 30 Countries, 356 participants.



1st International Congress of AzOMFS 14-16 March 2019. 15 Countries, 450 participants, 135 scientific work, 25 plenary sessions, 75 oral presentations, 16 Poster presentations



International Scientific Forum dedicated to the Presentation of the AzOMFS 28-29 June 2018.



MAXILLOFACIAL SURGERY AND ALBANIA

By Renato Isufi

My country Albania has a population of about 2.5 million people. The Oro-Maxillofacial service was created in 1970, developing faster after the 90s with the fall of the communist system. This has come from collaborations with various hospital centres from Western Europe such as Germany, France, Italy, Ireland and Balkan countries. In Albania, specialisation in Oro-Maxillofacial Surgery began in 1971, initially 1-year, then 2-year, 3-year and now 4 years and is the oral and maxillofacial surgery. The Association of Oro-Maxillofacial Surgeons has been established for about 30 years and consists of about 90 members who are oro-maxillofacial surgeons. In Albania, about 10 people are admitted for training every 2 years. There are about 16 members registered in the European Cranio-Maxillofacial Association and about 5 members in MACMOS, aiming to increase their number in the future.

On 7-9 June 2024, the international congress of specialists in Oro-Maxillofacial Surgery was organised, and the 16th conference of Albanian Oro-Maxillofacial surgeons was also organised. In Oro-Maxillofacial Surgery service in Albania are realised dento-alveolar surgery, benign and malignant tumours of the jaws and soft tissues, OMF trauma, congenital defects of the lip and palate, orthognathic surgery, salivary gland surgery, neck surgery etc. The aim is to improve head and neck reconstructive surgery. Currently, the OMF Department of Surgery has two full Professors, two Associate Professors, 4 PhDs and 3 PhDs in continuity.

Today, Albania is facing an exodus of doctors and specialists to seek better working conditions and pay. The Oro-Maxillofacial Surgery service in state on public hospitals is mainly concentrated in the capital of Albania, Tirana, without excluding some large cities such as Durrës, Fieri, Vlora, Shkodra etc. Recruitment of new specialists is done through written testing. The specialists who come to the OMF Surgery according to state policies are not paid during the training period.





EACMFS AND TURKIYE SCIENTIFIC COLLOBORATION

By Mustafa Sancar Ataç

Close relationship between the Turkish Association of Oral and Maxillofacial Surgery (TAOMS) and the European Association for Cranio-Maxillofacial Surgeons (EACMFS) officially began immediately after its founding in 1985, and the affiliation process was completed in 1988. Furthermore, long before these official relationships, leading instructors in our field received advanced and modern maxillofacial surgery training alongside leading instructors of the EACMFS, related to geographical integrity.

While maxillofacial surgery has been extensively practiced in our country since the beginning of the 20th century, modern and advanced maxillofacial surgical practices from the European school became more established in our country in the early 1980s, particularly after the collaboration between EACMFS and TAOMS. Over time, oral and maxillofacial surgery training in our country has evolved from PhD training to specialist training, and core specialty education courses were organised according to both domestic and European regulations and EACMFS requirements for membership. The specialty education is almost five years, including rotation programmes completing one year in duration. The history of oral and maxillofacial surgery goes back to the beginning of the 20th century, and today almost the whole scope of oral and maxillofacial surgery is applied in various centres and departments depending on their experience.

At the 24th EACMFS Congress held in Munich, Germany, in 2018, for the first time in the maxillofacial history of Turkey, TAOMS organised its first Guest Society Session. This gave us the opportunity to share our modern maxillofacial surgery practices with the entire EACMFS community. Since my election as president of TAOMS in 2019, our scientific collaboration has increased year by year, and EACMFS has continued providing stronger scientific support to us. During the 25th EACMFS Paris 2021 Congress, which was held virtually during the pandemic, followed by the 26th Madrid 2022 and 27th Rome 2024 Congresses, again the "TAOMS Guest Society Session" has been held with increasing interest. EACMFS also started the EACMFS Lecture Series (ELS), which attracted surgeons to attend online both to listen and deliver lectures, especially from this part of Europe.



Prof. Dr. Hugo Obwegeser founder of EACMFS
honorary membership award given by
Prof. Dr. Mustafa Türker founder of TAOMS.



27th EACMFS Congress, 2024, Rome, Italy.



29th International TAOMS Congress, 2022, Antalya, Türkiye



30th International TAOMS Congress, 2023, Antalya, Türkiye.



EACMFS Scientific Sessions During 31st International TAOMS Congress, 2024, Bodrum, Türkiye (Left) and 32nd International TAOMS Congress, 2025, Antalya, Türkiye (Right).



Furthermore, thanks to these Guest Society Sessions provided to TAOMS, young Turkish residents and surgeons from Turkey have significantly increased their interest in EACMFS Congresses, and they have also gained EACMFS memberships. Young Turkish colleagues have participated in EACMFS courses and training programmes. Recently, thanks to EACMFS scholarships, rolling programmes and cadaver courses, participation in these programmes has increased significantly among young people from our country and neighbouring Eastern European countries. This will enable them to continue practising in our field in their countries, guided by current techniques.

The international oral and maxillofacial surgery congresses organised annually by TAOMS in our country have also received scientific support from EACMFS at all times, with lectures and courses covering the whole scope of Cranio-Maxillofacial Surgery. Even during the pandemic, EACMFS contributed to the 27th TAOMS International Virtual Congress, Europe's first fully virtual congress, held in October 2020, as a special scientific society. EACMFS has also participated in the 28th (November 2021), 29th (November 2022), 30th (November 2023), 31st (October 2024), and 32nd (2025) International TAOMS Congresses as an invited scientific society. During almost all congresses, the EACMFS session was full and received great interest, which means the young generation is highly motivated for their future studies.

Young TAOMS sessions have been organised within TAOMS Congresses since 2018 to promote the attention of our young colleagues who are the future of our specialty, and during our 31st and 32nd International TAOMS Congresses, thanks to EACMFS, the "EACMFS Best Presentation Awards" have been delivered to young presenters, which has had a huge impact on motivating them scientifically.

TAOMS is celebrating its 40th anniversary this year and has maintained an intense scientific collaboration with EACMFS for almost 40 years. We would like to thank all presidents, education officers, and members of the executive committees of all terms of EACMFS for supporting us at all times.

On behalf of our community and myself, I wholeheartedly hope that this collaboration will continue to grow in the coming years.

JOURNAL OF CRANIO-MAXILLOFACIAL SURGERY



Free access to members

If you are not a eacmfs member yet please
fill in this form to become a member



@eacmfs_org



SUPPORT TO OUR YOUNGER SURGEONS IN TRAINING

By Aakshay Gulaty
Treasurer of EACMFS

Dear Friends and Colleagues,

As the treasurer, it gives me great pleasure to report that the EACMFS remains fully committed to supporting the development of oral and maxillofacial surgery across Europe and in particular, increasing the support to our younger surgeons in training.

The various awards that are available to our trainee members include the coveted Leibinger prizes, the KLS-Martin Fellowship as well as the Hugo Obwegeser Travelling Scholarships. The current awardees of the prizes are:

Leibinger Prize (2024)

- Chaim Ohayon – visitation to Prof. K D Wolff, Klinikum Rechts der Isar in Munich, Germany. Presentation to the Executive and Council – Athens, October 2025
- Federica Sobrero - visitation to D.r Carlos Gaete, Clinica Santa Maria, Santiago, Chile. Presentation to the Executive and Council – Athens, October 2025.

KLS-Martin Fellowship

2024

- Dr. Andreas Kouroumalis, - PhD Resarch, University of Athens, Greece
- Dr. Tal Capucha, Israel – Fellowship, Division of OMFS, University of Toronto

2025

- Dr. Hussein Mohamedbhai – visitation to Queensland's Regional Maxillofacial Unit

Hugo Obwegeser Scholarship (2025)

- Dr. Gregoire Longchamp – visitation to Prof. G Swennen, General Hospital St Jan, Bruges, Belgium
- Dr. Peter James – visitation to Prof. A Heggie, Royal Children's Hospital, Melbourne.
- Dr. Victor Vega Barreto – visitation to Prof. M Emhart, Clinica Alemana de Santiago, Chile.
- Dr. Hannah Huguet – visitation to Prof. P Scolozzi, Hopitaux Universitaires, Geneve, Switzerland.



Chaim Ohayon



Federica Sobrero

A total of **41 congress scholarships** (John Lowry 23 & Helene Matras 8) were awarded for the Rome congress in 2024. All prizes and scholarship applications are judged by the Endowments committee and I am grateful for their time and help in scoring and choosing the deserving winners.

At the recent Executive meeting, it was decided to increase the remunerations for Congress scholarships (John Lowry & Helene Matras) to €550 and **Rolling programme refunds** to €350 for eligible Trainee Members attending a course listed in the rolling programme.

In addition, the Association regularly supports **"Best Oral Presentation Awards"** for trainees at national meetings across Europe. Here are some of the prize winners from this year.



ACBID – April 2025 - Awardees

Dr. Emin Berke Keskininçanc
Dr. Seda Öz

TAOMS – November 2025 -Awardees

Dr. Sinem Busra Kirac Can
Dr. Begum Elbir



Dr. Emin Berke Keskininçanc

Dr. Seda Öz

Dr. Sinem Busra Kirac Can and Dr Begum Elbir

In 2025, EACMFS also awarded **travelling scholarships** and supported 4 trainees to attend the ICOMS conference in Singapore in April 2025.

In the season of giving, we have also agreed to introduce a new **"gift of membership"** wherein any EACMFS member can gift a trainee of their choice, an EACMFS trainee membership which currently costs €70. To kick start this new initiative, the entire Executive Committee of EACMFS have personally contributed €140 each and as a result 28 trainees across the lower income countries across Europe will benefit from this 'gift of membership'. I would encourage all members to consider this new 'gift' for deserving trainees in their departments.

During my tenure as Treasurer over the past 5 years, I am proud to have supported the introduction of new awards as well as increase the remuneration of the existing awards with some more than doubling in value. It is also pleasing to see the increased popularity of these awards and that more and more trainees are benefitting from the opportunities. I sincerely hope this increased uptake continues and grows steadily in the upcoming years.

Lastly, I would like to take this opportunity to wish you all a Merry Christmas and Season's Greetings.

Are you an **EACMFS** member



Have you recently...

Participated in an **engaging course**?

Attended a **networking event**?

Achieved a **professional milestone**?

We would love to highlight our members on social media.
If you would like to share your experience, please email:
ewiner @eacmfs.org or **tag us** in your post.





EBOMFS: A EUROPEAN JOURNEY TOWARD EXCELLENCE IN ORO-MAXILLO-FACIAL SURGERY

By Risto Kontio, Blaise Kovacs, Henri Thuau and Herman Vercruysse

Harmonising Training, Honouring Expertise, and Shaping the Future of Our Specialty

When the European Board of Oro-Maxillo-Facial Surgery (EBOMFS) first held its assessment in Zürich in 1996, only a handful of forward-thinking surgeons imagined that, decades later, this initiative would evolve into one of Europe's most respected benchmarks of excellence in our field. Today, the title of Fellow of the European Board of Oro-Maxillo-Facial Surgery Head and Neck Surgery (FEBOMFS) stands as a symbol of unity and quality across the continent (figure 1).

EBOMFS European Assessments 1996 - 2024

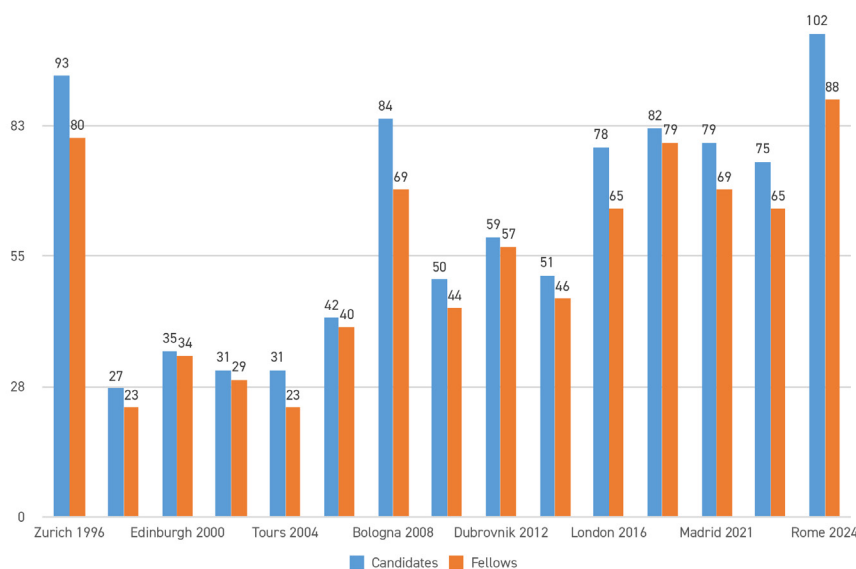


Figure 1. Today, over 900 candidates have taken part and 811 achieved the title of Fellow of the European Board of Oro-Maxillo-Facial Surgery Head and Neck Surgery (FEBOMFS)

The Origins: Building a European Standard

The roots of EBOMFS lie within the European Union of Medical Specialists (UEMS) – one of the oldest medical organisations in Europe. UEMS has long championed harmonised specialist training and mutual recognition among European nations. Within

this framework, the field of Oral-Maxillo-Facial Surgery (OMFS) faced a unique challenge: a variety of national training pathways and professional titles coexisting under the same umbrella of maxillofacial surgery.

While the Medical Directives recognised single-qualified and double-qualified OMFS, and the Dental Directives recognised Oral Surgery, there was a pressing need for a unified European identity.

A Shared Vision for Training and Excellence

The EBOMFS role is not just as an examining body but as a guardian of educational quality. It develops and updates training standards and as well as guidelines for OMFS. Its members are national delegates appointed by professional and scientific OMFS associations, representing both academic and clinical communities.

Among its many initiatives, the EBOMFS Recognition of Qualification (RQ) Assessment — held every two years alongside the European Association for Cranio-Maxillo-Facial Surgery (EACMFS) Congress — remains the flagship event. Since its inception, the assessment has travelled across Europe: from Helsinki and Edinburgh to Prague, London, Munich, Madrid and most recently, Rome (figure 2).



Figure 2. Each venue represents more than geography; it represents collaboration, friendship, and shared professional pride. New Fellows of EBOMFS 2024

THE ASSESSMENT: STRUCTURE, SUBSTANCE, AND SPIRIT

Who Can Apply

The EBOMFS Assessment is open to OMFS specialists from UEMS full member nations who are officially registered on the specialist register in their country. Trainees in the final six months of training may also apply, though the examination is designed for early-career specialists.

Two Steps to Fellowship

The assessment unfolds over two days and is divided into two parts:

Part 1: Academic and Clinical Portfolio (CV & Logbook)

Candidates present a detailed account of their academic achievements and surgical experience.



Figure 3. Each assessment is preceded by a faculty briefing meeting, where the procedures, timing, and oral question lists are reviewed in detail. Photo from Assessment 2014 Prague.

Part 2: Written and Oral Examination

Once accepted, candidates proceed to the examination phase. The written component, conducted in English, includes multiple-choice questions, short case analyses, and image-based identification tasks. Each section tests diagnostic reasoning, surgical planning, and evidence-based management. All participants then continue to the oral examination. Candidates discuss diagnosis, treatment options, and reconstructive strategies with a panel of experienced examiners.

Marking and Standards: Transparent and Fair

The EBOMFS assessment follows a clear, balanced marking system. To achieve the coveted fellowship, candidates must score at least 70% in each part — ensuring both academic preparation and clinical judgement are equally valued.

Quality, Feedback, and Continuous Improvement

Maintaining fairness and consistency across languages, nations, and examiners is no small task (figure 3). The process is aligned with the UEMS 2021 European Training Requirements in OMFS, ensuring that the examination reflects the most current European curriculum.

EBOMFS also values feedback as a cornerstone of improvement. Candidates are invited to complete both on-site and online surveys.

Appeals and Integrity: Upholding Trust

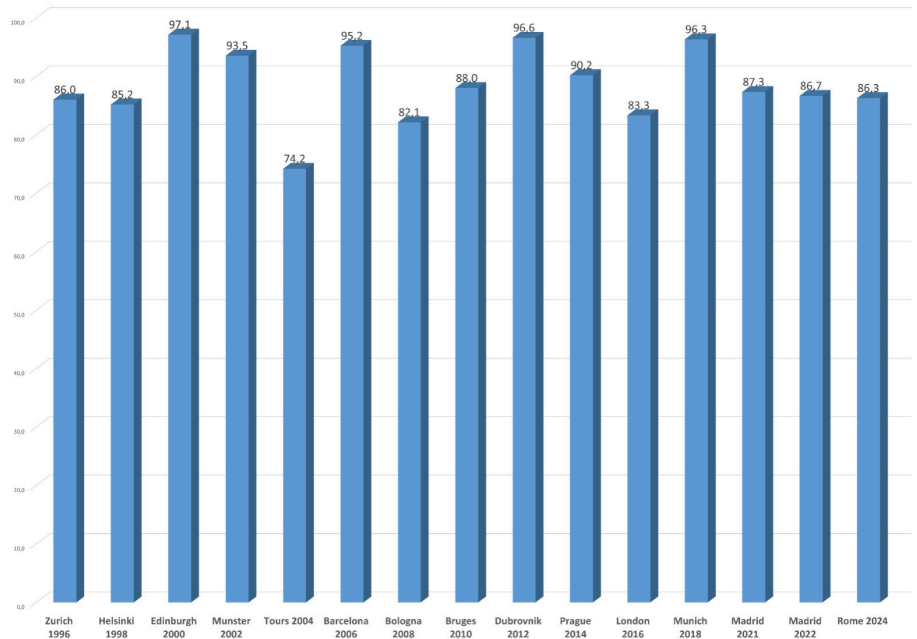
Transparency is the hallmark of the EBOMFS process. Should any candidate wish to appeal, a structured framework ensures fairness. Crucially, appeals address process — not performance — focusing on whether the correct procedures were followed. This rigorous but compassionate system ensures candidates feel heard and respected, while preserving the integrity of the examination.

Performance Over the Years

Since 1996, 919 surgeons have taken the EBOMFS Assessment, with 811 earning fellowship. — a remarkable success rate reflecting the dedication of both candidates and educators (figure 4).

Pass rate EBOMFS Assessments 1996 - 2024

Figure 4. Pass rates have remained stable thanks to consistent standards and transparent evaluation criteria.



For those who succeed, the award of Fellow of the European Board of Oro-Maxillo-Facial Surgery Head and Neck Surgery is more than a Diploma — it is recognition of their place within a Europe-wide community of specialists devoted to excellence in patient care.

The EBOMFS Today: Recognition and the Road Ahead

While the EBOMFS diploma does not serve as a licence to practise, its reputation carries significant weight. Across Europe and beyond, it is increasingly viewed as a mark of advanced training, competence, and international professionalism.

Behind every assessment lies a simple conviction: that quality unites us more strongly than borders divide us (figure 5).

Looking Forward

As the specialty of OMFS evolves with new technologies, regenerative approaches, and interdisciplinary models of care, the EBOMFS remains a steadfast compass for quality. Its work ensures that surgeons from Helsinki to Lisbon, and from Dublin to Athens, share the same commitment to excellence — for the benefit of every patient entrusted to our care.

For further details, upcoming examination dates, and resources for candidates, [visit www.ebomfs.eu](http://www.ebomfs.eu).

Figure 5. The EBOMFS continues to embody together with EACMFS the European spirit of OMFS — one that prizes collaboration, science, and lifelong learning.





Fellowship in Munich (Leibinger award)

By Chaim Ohayon

My fellowship at Klinikum rechts der Isar, Munich, was a transformative year focused on head & neck oncology and microvascular reconstruction. As a fully integrated member of the surgical team under the mentorship of Prof.. Wolff, I participated in more than 120 microvascular procedures, ranging from complex oncologic resections to secondary reconstructions and salvage cases. The fellowship offered a unique opportunity to train in a high-volume European center where precision, teamwork, and continuous education are part of the department's DNA.



In addition to the clinical experience, I took part in two advanced educational courses organized by Prof.. Wolff and the department, which provided structured hands-on training and enriched my technical and academic development. I was also actively involved in teaching and mentoring residents and medical students, contributing to the department's strong educational culture.

Beyond the professional growth, the department's warm and inclusive atmosphere fostered genuine friendships and collaboration, making the fellowship both professionally and personally rewarding.

Since returning to Israel, I have been applying the knowledge and principles gained in Munich at Rambam Health Care Campus, where I have performed numerous reconstructions and initiated the development of a regional microvascular service for head & neck oncology.



The MAX TRAIN platform Multi-City Collaborative Program in Iran

NADJMI FOUNDATION 2024–2025 aligned with EACMFS and the MAXTRAIN PLATFORM

By Nasser Nadjmi

The Nadjmi Foundation: A Decade of Commitment

The **Nadjmi Foundation**, established in September 2015 by **Prof. Dr. Nasser Nadjmi**, Cranio-Maxillofacial Surgeon and Director of the Cleft and Craniofacial Anomalies Team at the University Hospital of Antwerp (UZA), is a non-profit organisation dedicated to advancing high-quality cleft and craniofacial care worldwide. The Foundation collaborates closely with the **ZMACK Association** in Antwerp, Belgium.

Rooted in values of **compassion, excellence, and integrity**, the Foundation strives to ensure that every child, regardless of socioeconomic background, receives life-changing surgical care. Beyond treatment delivery, its mission emphasises **sustainability through education and empowerment**, training local surgical teams, and fostering multidisciplinary approaches that strengthen healthcare systems.



ZMACK/UZA Craniofacial Association.

Innovation and research are cornerstones of the Foundation's mission. Through global partnerships and technological development, the Nadjmi Foundation aims to elevate outcomes for children with cleft and craniofacial deformities while restoring function, dignity, and confidence.

Expanding Impact: Eight Missions Across Iran 2024-2025

As 2024 unfolded, the Nadjmi Foundation launched **eight of its most extensive and impactful missions** to date, spanning Shiraz, Zahedan, Tehran, and most recently Kermanshah (Kurdistan, Iran).

The visit to Kermanshah marked the initiation of discussions to establish the **fourth Centre of Excellence (COE)** in collaboration with the local university.

This multi-city collaborative programme exemplifies how **sustained cooperation, structured training, and shared expertise** can transform cleft care in low-resource settings, a mission closely aligned with **EACMFS** and its **MAXTRAIN Platform**.

Shiraz: A Landmark in Digital Integration and Multidisciplinary Care

On **29 December 2024**, a major milestone was reached with the **inauguration of a new Electronic Patient Database (EPD)**, developed by a local software company and funded by the Nadjmi Foundation.

This innovative tool enhances digital patient registration and supports long-term multidisciplinary follow-up for cleft patients.

The event brought together deans of medical and dental schools, surgeons from across Iran, and the Shiraz cleft team. The Foundation's surgical mission continued until **1 January 2025**, providing transformative surgeries for numerous children.

Nearly **50% of patients treated were Afghan refugees**, a highly vulnerable population often excluded from healthcare access. With Iran hosting an estimated **10 million Afghan refugees**, the need for equitable care remains urgent - and the Foundation is proud to play a key role in addressing this gap.



Shiraz University of Medical Sciences.



Cleft Team Shiraz.



Afghan refugees.

Zahedan: Training Surgeons and Building a Regional Center of Excellence

Since **January 2024**, the Foundation has completed **six missions** in Zahedan. Over the course of intensive training sessions, **22 surgeons** from maxillofacial, plastic, ENT, and paediatric specialties participated in advanced cleft surgery education.

Working in **five newly refurbished operating theatres**, the team performed over **250 surgeries on children**, highlighting both the regional need and the dedication of Iranian surgeons who travelled from multiple provinces.

An abandoned building was transformed into a **state-of-the-art facility**, inaugurated on **31 May 2025**.

In addition to the advanced operating rooms, the centre includes a **dedicated multidisciplinary floor** offering orthodontics, dentistry, speech therapy, audiology, and psychological support, all within a **700 m² space**.

Surgical Training in one of the five refurbished operating rooms in our COE in Zahedan.



Tehran: Collaboration at Mofid Children's Hospital

In Tehran, the Foundation collaborates with paediatric surgeons at **Mofid Children's Hospital**, combining surgery and education to strengthen local capacity.

By the conclusion of the missions, the collective achievements included:

- **560 surgeries** performed across three cities
- **22 surgeons** trained across multiple specialties
- **251 children** operated on in Zahedan alone
- Significant progress toward the **Zahedan Centre of Excellence**

One of the most moving moments came as **five operating rooms** functioned simultaneously for cleft patients - a vivid symbol of teamwork, persistence, and progress.

In Tehran, the Foundation collaborates with pediatric surgeons at **Mofid Children's Hospital**, combining surgery and education to strengthen local capacity.

By the conclusion of the missions, the collective achievements included:

- **560 surgeries** performed across three cities
- **22 surgeons** trained across multiple specialties
- **251 children** were operated in Zahedan alone
- Significant progress toward the **Zahedan Center of Excellence**

One of the most moving moments came as **five operating rooms** functioned simultaneously for cleft patients—a vivid symbol of teamwork, persistence, and progress.

Connecting Local Efforts to Global Strategy: The EACMFS MAXTRAIN Platform

These missions underscore the vital importance of structured international collaboration in strengthening cranio-maxillofacial services across low- and middle-income countries (LMICs).

This mission reflects the spirit of **EACMFS MAXTRAIN**, a new platform established to coordinate and promote global OMFS training.

While many European maxillofacial surgeons already contribute abroad, MAXTRAIN seeks to **formalise and amplify** these efforts through shared resources, mentorship, and institutional partnerships.

The Nadjmi Foundation's approach -**collaboration, bidirectional training, and sustained investment in local capacity**- exemplifies the MAXTRAIN vision in action.

Fundraising Activities 2024–2025

Throughout 2024 and 2025, the Nadjmi Foundation organised several **high-impact fundraising initiatives** to support its missions and raise global awareness for children born with cleft and craniofacial conditions.

In May 2024, the annual **Fundraising Gala Dinner** gathered donors and supporters, helping finance surgical materials, assist Afghan refugee patients, and strengthen digital and training programmes.

In June 2024, Prof. Nasser Nadjmi completed the **Arctic Marathon**, raising funds and global awareness for cleft care.

In August 2025, he finished the **Sydney Marathon**, completing his goal of running marathons on all seven continents and supporting the Zahedan Centre of Excellence and care for uninsured children.

The Foundation expresses sincere gratitude to everyone whose contributions brought them closer to ensuring that every child can smile and thrive.



Maxtrain meeting Rome.



Fundraising Gala Dinner.



Arctic Marathon.



More Information

- **Nadjmi Foundation:**
<https://nadjmifoundation.org>
- **EACMFS MAXTRAIN Platform:**
<https://maxtrain.org/>

Happy New Year!
2026

The **PULSE**



NEWSletter

PO Box 85. Midhurst GU29 9WS. West Sussex. UK